


Japan Test Report

Equipment : Sona IF573 802.11ax Wi-Fi 6E Module with Bluetooth 5.4
Model No. : Sona IF573
Brand Name : Laird Connectivity
Applicant : Laird Connectivity LLC
Address : W66N220 Commerce Court, Cedarburg, WI 53012 United States Of America
Standard : Article 2 Paragraph 1 Item 80
Received Date : Jan. 17, 2023
Tested Date : Aug. 03 ~ Sep. 05, 2023

Measurement was conducted by the following test method:
Test method temporarily determined by DSPR

We, International Certification Corporation, would like to declare that the tested sample has been evaluated and in compliance with the requirement of the above standards. The test results contained in this report refer exclusively to the product. It shall not be reproduced except in full without the written approval of our laboratory.

Reviewed by:


Alex Huang / Supervisor

Approved by:


Gary Chang / Manager

Table of Contents

1	GENERAL DESCRIPTION	4
1.1	Information.....	5
1.2	Test Equipment and Calibration Data	11
1.3	Testing Applied Standards	11
1.4	Deviation from Test Standard and Measurement Procedure.....	11
1.5	Measurement Uncertainty	12
2	TEST CONFIGURATION.....	13
2.1	Testing Location and Conditions	13
2.2	Testing Facility	13
2.3	Supporting Units.....	13
2.4	The Worst Test Modes and Channel Details	13
3	TRANSMITTER TEST RESULTS	15
3.1	Antenna Power	15
3.2	Frequency Tolerance	17
3.3	Occupied Bandwidth	18
3.4	Transmitter Spurious Emissions.....	19
3.5	Adjacent Channel Emitted Power	20
3.6	Burst Length	21
3.7	Carrier Sense Measurement	22
3.8	Interference Prevention Function	23
4	RECEIVER TEST RESULTS	24
4.1	Receiver Spurious Emissions.....	24
5	TEST LABORATORY INFORMATION	25

Appendix A ntenna Power

Appendix B. Frequency Tolerance

Appendix C. Occupied Bandwidth

Appendix D. Transmitter Spurious Emissions

Appendix E. Adjacent Channel Emitted Power

Appendix F. Burst Length

Appendix G. Carrier Sense Measurement

Appendix H. Interference Prevention Function

Appendix I. Receiver Spurious Emissions

Appendix J. TPC Function

Release Record

Report No.	Version	Description	Issued Date
JR311701AO	Rev. 01	Initial issue	Sep. 20, 2023

Summary of Test Results

Test Item	Result
Antenna Power	Pass
Tolerance for Antenna Power	Pass
Frequency Tolerance	Pass
E.I.R.P	Pass
Transmission Burst Length	Pass
Unwanted Emission Strength	Pass
Adjacent Channel Emitted Power	Pass
Occupied Bandwidth	Pass
Secondary Radiated Emissions	Pass
Interference Prevention Function	Pass
Carrier Sense	Pass

Declaration of Conformity:

The test results with all measurement uncertainty excluded are presented in accordance with the regulation limits or requirements declared by manufacturers.

Comments and Explanations:

The declared of product specification for EUT presented in the report are provided by the manufacturer, and the manufacturer takes all the responsibilities for the accuracy of product specification.

1 General Description

1.1 Information

1.1.1 Product Details

The configuration of the EUT is shown as the following:

Model Name	Part No.	Description
Sona IF573	453-00117	Module, Sona IF573, MIMO, MHF4
	453-00118	Module, Sona IF573, MIMO, Trace Pin

1.1.2 Specification of the Equipment under Test (EUT)

Power Supply Type	3.3Vdc from host
Type(s) of Modulation / Technology	1024QAM, 256QAM, 64QAM, 16QAM, QPSK, BPSK / OFDM
Frequency Range (MHz)	5925 ~ 6425
Operating Mode: IEEE Std. 802.11 / Data rate (Mbps)	802.11a: Up to 54 Mbps 802.11ax HE20 (MCS 0~11) 802.11ax HE40 (MCS 0~11) 802.11ax HE80 (MCS 0~11)
HW Version	R1.0
SW Version	18.15 RC1.54 wI0: May 21 2023 19:48:44 version 18.53.212.8(7e2f89f) FWID 01-2b47fc4c
TPC function	Support

Note: 802.11ax supports full RU and partial RU configuration.

1.1.3 Accessories

N/A

1.1.4 Antenna Details

Ant. No.	Manufacturer	Model	Part Number	Type	Connector	Operating Frequencies / Gain (dBi)		
						2.4GHz	5GHz	6GHz
1	JOYMAX	TWX-100B RSAX-2001	NA	Dipole	RP-SMA	2	4	4
2	Laird	FlexMIMO 6E	EFD2471A3 S-10MH4L	PIFA	MHF4L	2.2	3.8	3.3
3	Laird	Mini NanoBlade Flex 6 GHz	EMF2471A 3S-10MH4L	PCB Dipole	MHF4L	2.4	4.4	5.2
4	Laird	FlexPIFA 6E	EFB2471A3 S-10MH4L	PIFA	MHF4L	2.2	3.9	3.8

Note: Please refer to antenna report for more details about antenna pattern and other information.

1.1.5 Antenna Power

full RU configuration

Operating Mode	Rated Power (mW/MHz)	Measured Conducted Power (mW/MHz)	Radiated Power (mW/MHz)
11a	3.010	3.00608	9.95405
11ax HE20	3.000	2.99916	9.93116
11ax HE40	1.505	1.50314	4.97737
11ax HE80	0.750	0.74989	2.48313

partial RU configuration

Operating Mode	Rated Power (mW/MHz)	Measured Conducted Power (mW/MHz)	Radiated Power (mW/MHz)
ax HE20-OFDMA RU106	3.000	2.67917	8.87156
ax HE20-OFDMA RU26	3.000	2.91072	9.63829
ax HE20-OFDMA RU52	3.000	2.99226	9.90832
ax HE40-OFDMA RU106	1.507	1.50661	4.98884
ax HE40-OFDMA RU242	1.500	1.45546	4.81948
ax HE40-OFDMA RU26	1.500	1.48936	4.93174
ax HE40-OFDMA RU52	1.500	1.49968	4.96592
ax HE80-OFDMA RU106	0.750	0.74302	2.46037
ax HE80-OFDMA RU242	0.750	0.73621	2.43781
ax HE80-OFDMA RU26	0.750	0.72444	2.39883
ax HE80-OFDMA RU484	0.750	0.63241	2.09411
ax HE80-OFDMA RU52	0.750	0.73451	2.43220

1.1.6 Channel List

802.11a / 802.11 ax HE20							
Channel	Frequency (MHz)	Channel	Frequency (MHz)	Channel	Frequency (MHz)	Channel	Frequency (MHz)
1	5955	25	6075	49	6195	73	6315
5	5975	29	6095	53	6215	77	6335
9	5995	33	6115	57	6235	81	6355
13	6015	37	6135	61	6255	85	6375
17	6035	41	6155	65	6275	89	6395
21	6055	45	6175	69	6295	93	6415

802.11 ax HE40							
Channel	Frequency (MHz)	Channel	Frequency (MHz)	Channel	Frequency (MHz)	Channel	Frequency (MHz)
3	5965	27	6085	51	6205	75	6325
11	6005	35	6125	59	6245	83	6365
19	6045	43	6165	67	6285	91	6405

802.11 ax HE80							
Channel	Frequency (MHz)	Channel	Frequency (MHz)	Channel	Frequency (MHz)	--	--
7	5985	39	6145	71	6305	--	--
23	6065	55	6225	87	6385	--	--

1.1.7 Test Tool and Power Index

Test Tool
By command, version: 18.53.180.8

full RU configuration

Power Index		
Channel	Frequency MHz)	802.11a
1	5955	47
45	6175	46
93	6415	47

Power Index		
Channel	Frequency MHz)	802.11ax HE20
1	5955	53
45	6175	52
93	6415	44

Power Index		
Channel	Frequency MHz)	802.11ax HE40
3	5965	49
43	6165	50
91	6405	50

Power Index		
Channel	Frequency MHz)	802.11ax HE80
7	5985	49
39	6145	50
87	6385	51

partial RU configuration

Power Index	Test Frequency (MHz)	Power Index
ax HE20-OFDMA RU26	5955	21
ax HE20-OFDMA RU26	6175	21
ax HE20-OFDMA RU26	6415	21
ax HE20-OFDMA RU52	5955	33
ax HE20-OFDMA RU52	6175	33
ax HE20-OFDMA RU52	6415	34
ax HE20-OFDMA RU106	5955	43
ax HE20-OFDMA RU106	6175	43
ax HE20-OFDMA RU106	6415	43
ax HE40-OFDMA RU26	5965	6
ax HE40-OFDMA RU26	6165	5
ax HE40-OFDMA RU26	6405	7
ax HE40-OFDMA RU52	5965	18
ax HE40-OFDMA RU52	6165	17
ax HE40-OFDMA RU52	6405	20
ax HE40-OFDMA RU106	5965	32
ax HE40-OFDMA RU106	6165	33
ax HE40-OFDMA RU106	6405	35
ax HE40-OFDMA RU242	5965	43
ax HE40-OFDMA RU242	6165	43
ax HE40-OFDMA RU242	6405	43
ax HE80-OFDMA RU26	5985	-3
ax HE80-OFDMA RU26	6145	-5
ax HE80-OFDMA RU26	6385	-2
ax HE80-OFDMA RU52	5985	9
ax HE80-OFDMA RU52	6145	8
ax HE80-OFDMA RU52	6385	9
ax HE80-OFDMA RU106	5985	21
ax HE80-OFDMA RU106	6145	22
ax HE80-OFDMA RU106	6385	24
ax HE80-OFDMA RU242	5985	36
ax HE80-OFDMA RU242	6145	36
ax HE80-OFDMA RU242	6385	39
ax HE80-OFDMA RU484	5985	43
ax HE80-OFDMA RU484	6145	43
ax HE80-OFDMA RU484	6385	43

1.1.8 Test Voltage

Test Voltage	<input checked="" type="checkbox"/> Vnom (3.3 Vdc)	<input checked="" type="checkbox"/> Vmax (3.6 Vdc)	<input checked="" type="checkbox"/> Vmin (3.13 Vdc)
--------------	--	--	---

1.1.9 Protection Method for High Frequency and Modulation Section

Protected Method	Description
Glued key component	The RF chipset will be protected by glue.

1.2 Test Equipment and Calibration Data

Test Item	RF Conducted						
Test Site	(TH01-WS)						
Tested Date	Aug. 03 ~ Sep. 05, 2023						
Instrument	Brand	Model No.	Serial No.	Calibration Date	Calibration Until	Calibration Authority	Calibration Method
Spectrum Analyzer	R&S	FSV40	101910	Apr. 14, 2023	Apr. 13, 2024	ETC	(C)
DC POWER SOURCE	GW INSTEK	GPC-6030D	GES855395	Oct. 31, 2022	Oct. 30, 2023	ETC	(C)
Power Meter	Anritsu	ML2495A	1241002	Nov. 23, 2022	Nov. 22, 2023	ETC	(C)
Power Sensor	Anritsu	MA2411B	1207366	Nov. 23, 2022	Nov. 22, 2023	ETC	(C)
Measurement Software	Sporton	SENSE-T71_NII	V5.11.4	NA	NA	N/A	N/A
<p>Note 1: Calibration Interval of instruments listed above is one year.</p> <p>Note 2: Calibration Method</p> <p>a. Calibration conducted by the National Institute of Information and Communications Technology(NICT) or a designated calibration agency under Article 102-18 paragraph (1) of the Radio Law.</p> <p>b. Calibration conducted pursuant to the provisions of Article 135 or Article 144 of the Measurement Law (Law No. 51 of 1992) Japan Calibration Service System.</p> <p>c. Calibration conducted in foreign countries, which shall be equivalent to the calibration conducted by the NICT or a designated calibration agency under Article 102-18 paragraph (1).</p> <p>d. Calibration conducted by using other equipment that listed above from a) to c).</p>							

1.3 Testing Applied Standards

According to the specifications of the manufacturer, the EUT must comply with the requirements of the following standards:

Article 2 Paragraph 1 Item 80

1.4 Deviation from Test Standard and Measurement Procedure

None

1.5 Measurement Uncertainty

The measurement uncertainties given below are based on a 95% confidence level (based on a coverage factor ($k=2$)).

Measurement Uncertainty	
Parameters	Uncertainty
Bandwidth	± 34.175 Hz
Conducted power	± 0.822 dB
Frequency error	$\pm 0.53 \times 10^{-8}$
TX Conducted emission	± 2.998 dB
RX Conducted emission	± 3.034 dB
Time	$\pm 0.1\%$
Adjacent channel leakage power	± 0.968 dB

2 Test Configuration

2.1 Testing Location and Conditions

Test Site	Site Category	Ambient Condition	Tested By
TH01-WS	OVEN Room	25°C / 65%	Ryan Lee

2.2 Testing Facility

Test Laboratory	International Certification Corporation
Test Site	TH01-WS
Address of Test Site	No.3-1, Lane 6, Wen San 3rd St., Kwei Shan Dist., Tao Yuan City 33381, Taiwan (R.O.C.)

2.3 Supporting Units

Support Equipment List				
No.	Equipment	Brand Name	Model Name	Remark
1	Laptop	DELL	Latitude E5470	---

2.4 The Worst Test Modes and Channel Details

full RU configuration				
Test item	Mode	Test Frequency (MHz)	Test method	Mode
Antenna Power Frequency Tolerance Occupied Bandwidth Transmitter Spurious Emission Adjacent Channel Emitted Power Burst Length Carrier Sense Interference Prevention Function	11a / ax HE20-OFDMA	5955 / 6175 / 6415	Conducted	TX
	ax HE40-OFDMA	5696 / 6165 / 6405		
	ax HE80-OFDMA	5985 / 6145 / 6385		
Receiver Spurious Emissions	11a / ax HE20-OFDMA	5955 / 6175 / 6415	Conducted	RX
	ax HE40-OFDMA	5696 / 6165 / 6405		
	ax HE80-OFDMA	5985 / 6145 / 6385		

partial RU configuration				
Test item	Modulation Mode	Test Frequency (MHz)	Test method	Mode
Antenna Power	ax HE20-OFDMA RU26 ax HE20-OFDMA RU52 ax HE20-OFDMA RU106	5955 / 6175 / 6415	Conducted	TX
	ax HE40-OFDMA RU26 ax HE40-OFDMA RU52 ax HE40-OFDMA RU106 ax HE40-OFDMA RU242	5696 / 6165 / 6405		
	ax HE80-OFDMA RU26 ax HE80-OFDMA RU52 ax HE80-OFDMA RU106 ax HE80-OFDMA RU242 ax HE80-OFDMA RU484	5985 / 6145 / 6385		
Transmitter Spurious Emission	ax HE20-OFDMA RU26	6415	Conducted	TX
	ax HE20-OFDMA RU52	6415		
	ax HE20-OFDMA RU106	6415		
	ax HE40-OFDMA RU26	6405		
	ax HE40-OFDMA RU52	6405		
	ax HE40-OFDMA RU106	6405		
	ax HE40-OFDMA RU242	6405		
	ax HE80-OFDMA RU52	5985		
	ax HE80-OFDMA RU106	6385		
	ax HE80-OFDMA RU242	6385		

3 Transmitter Test Results

3.1 Antenna Power

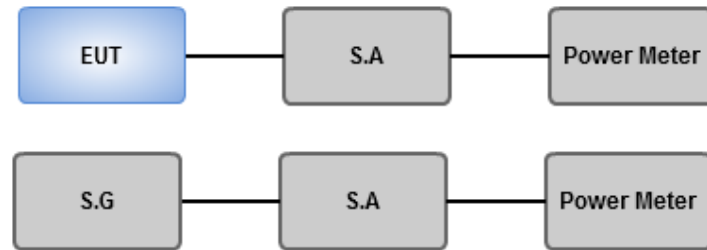
3.1.1 Limit of Antenna Power

Bandwidth(MHz)	Output Power Limit (mW/MHz)		Power Tolerance
	Conducted Power	EIRP	
20	10	10	+20 % , -80 %
40	5	5	
80	2.5	2.5	
160	1.25	1.25	

3.1.2 Test Procedures

1. A power meter is connected on the IF output port of the spectrum analyzer. Adjust the spectrum analyzer to have the center frequency the same with the measured carrier. RBW=VBW=1MHz, detector mode is positive peak. Turn off the averaging function and use zero span.
2. The calibrating signal power shall be reduced to 0 dBm and it shall be verified that the power meter reading also reduces by 10 dB. Connect the equipment to be measured. Using the following settings of the spectrum analyzer in combination with "max hold" function, find the frequency of highest power output in the power envelope: center frequency equal to operating frequency; RBW & VBW: 1 MHz; detector mode: positive peak; averaging: off; span: 3 times the spectrum width; amplitude: adjust for middle of the instrument's range. The frequency found shall be recorded
3. Set the center frequency of the spectrum analyzer to the found frequency and switch to zero span. The power meter indicates the measured power density "E". Remove the EUT and put the replacing standard signal generator (SSG). Set the standard signal generator (SSG) at same frequency and transmit on, then set SSG output power at P_t to give the equivalent output level of "E"
4. Calculate antenna power density by the formula below $PD = P_t + 10 \cdot \log(1/x)$.
x: The duty cycle of the EUT in continuously transmitting mode
 P_t : Output power of the SSG
5. Antenna Power Error is definition that actual measure antenna power tolerance between + 20% to - 80% or +50 % to -50 % power range that base on operating frequency range and manufacturer declare the conducted power density

3.1.3 Test Setup



3.1.4 Test Results

Refer to Appendix A. J.

3.2 Frequency Tolerance


3.2.1 Limit of Frequency Tolerance

Frequency tolerance shall be +/- 20ppm.

3.2.2 Test Procedures

1. Set Span = 30 / 60 / 120 MHz, RBW = 100 kHz, VBW = 300 kHz, Sweep time = Auto, detector = Peak.
2. The peak value of the power envelope shall be measured and noted.
3. The span shall be reduced and the marker moved in a positive frequency increment until the upper, (relative to the centre frequency), -10 dBc point is reached. This value shall be noted as f1.
The marker shall then be moved in a negative frequency increment until the lower, (relative to the centre frequency), -10 dBc point is reached. This value shall be noted as f2.
The Measurement Frequency is calculated as $(f1 + f2) / 2$.
4. $FT(ppm) = \{ (MF - CF) / CF \} \times 1000000$
(FT: Frequency Tolerance, MF: Measurement Frequency, CF: Centre Frequency.)

3.2.3 Test Setup



3.2.4 Test Results

Refer to Appendix B.

3.3 Occupied Bandwidth


3.3.1 Limit of Occupied Bandwidth

System	Limit (MHz)
20 MHz	20
40 MHz	40
80 MHz	80
160 MHz	160

3.3.2 Test Procedures

1. Set Span = 2 times the limit of above table, RBW = VBW= About 3% or less of the limit of above table, detector = Peak, Sweep time = Auto.
2. Enable OBW function of spectrum analyzer to measure OBW and capture test plot.

3.3.3 Test Setup



3.3.4 Test Results

Refer to Appendix C.

3.4 Transmitter Spurious Emissions

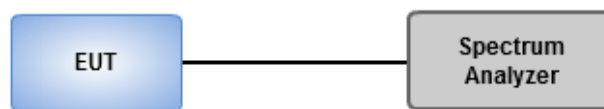
3.4.1 Limit of Transmitter Spurious Emissions

	Reference Chanel	Measured Frequency Range	Limit
20 MHz system	5955 MHz	5925 MHz or less	2 μ W/MHz
	6415 MHz	6245 MHz or more, less than 6435.9 MHz	50 μ W/MHz
		6435.9 MHz or more	12.5 mW/MHz
40 MHz system	5965 MHz	5925 MHz or less	2 μ W/MHz
	6405 MHz	6245 MHz or more, less than 6440.1 MHz	50 μ W/MHz
		6440.1 MHz or more	12.5 mW/MHz
80 MHz system	5985 MHz	5925 MHz or less	2 μ W/MHz
	6385 MHz	6245 MHz or more, less than 6440.4 MHz	50 μ W/MHz
		6440.4 MHz or more	12.5 mW/MHz
160 MHz system	6025 MHz	5925 MHz or less	2 μ W/MHz
	6345 MHz	6245 MHz or more, less than 6425.5 MHz	50 μ W/MHz
		6425.5 MHz or more	12.5 mW/MHz

3.4.2 Test Procedures

1. Set EUT to transmit at rated power and channel to perform test.
2. Set RBW = VBW = 1MHz, Detector type = Peak, Sweep time = Auto.
3. Following above setting of spectrum analyzer to measure spurious emission of 30~26000 MHz.

3.4.3 Test Setup



3.4.4 Test Results

Refer to Appendix D.

3.5 Adjacent Channel Emitted Power


3.5.1 Limit of Adjacent Channel Emitted Power

Bandwidth(MHz)	Measured Frequency Range (MHz)	Limit (dBc)
20	Fc +/- 20MHz +/- 10MHz	>25
	Fc +/- 40MHz +/- 10MHz	>40
40	Fc +/- 40MHz +/- 20MHz	>25
	Fc +/- 80MHz +/- 20MHz	>40
80	Fc +/- 80MHz +/- 40MHz	>25
	Fc +/- 160MHz +/- 40MHz	>40
160	Fc +/- 160MHz +/- 80MHz	>25
	Fc +/- 320MHz +/- 80MHz	>40

3.5.2 Test Procedures

1. Set EUT to transmit at rated power and channel to perform test.
2. Set RBW = 300kHz, VBW = 300kHz, Detector = sample, Sweep = Auto.
3. Enable Adjacent channel power measurement function of spectrum analyzer to measure power of Fc +/- 20MHz, 40MHz or 80MHz

3.5.3 Test Setup



3.5.4 Test Results

Refer to Appendix E.

3.6 Burst Length


3.6.1 Limit of Burst Length

Burst Length shall be less than 8 ms.

3.6.2 Test Procedures

1. Set EUT to transmit at rated power and channel to perform test.
2. Set RBW = VBW = 10 MHz, detector = Peak, Span = 0Hz, Sweep time = 50 ms.
3. Enable trigger and gating function of spectrum analyzer to lock on burst and measure burst on time.

3.6.3 Test Setup



3.6.4 Test Results

Refer to Appendix F.

3.7 Carrier Sense Measurement

3.7.1 Limit of Carrier Sense Measurement

Limits
EUT shall not transmit any waves when carrier wave inject into EUT

3.7.2 Test Procedures

1. Set RBW = VBW = 1MHz, Detector type = Peak, Sweep time = Auto, Span = 50 MHz.
2. Set EUT to normal operating mode and link up with accessory.
3. Turn off the EUT transmission
4. Turn on the Signal Generator output to send carrier wave to EUT then turn on the EUT transmission

Power level of carrier wave at EUT is as below

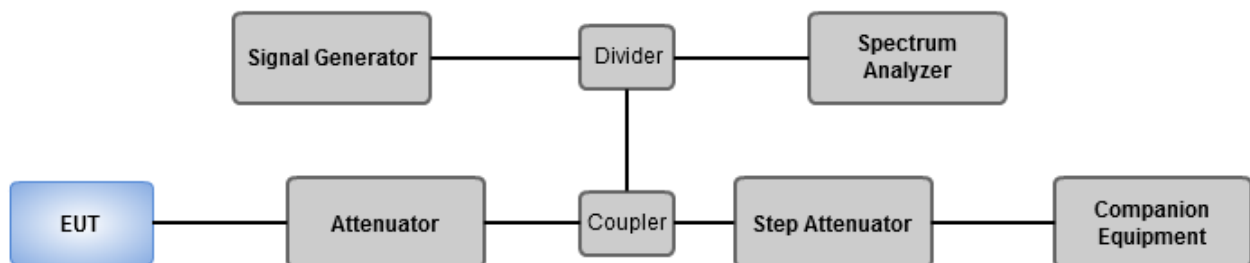
$$P_{cs} \text{ (dBm)} = 22.79 + G_r - 20\log(F)$$

G_r : Antenna gain (dBi)

F : Transmission Frequency (MHz)

5. Check the EUT does not transmit any waves

3.7.3 Test Setup



3.7.4 Test Results

Refer to Appendix G.

3.8 Interference Prevention Function

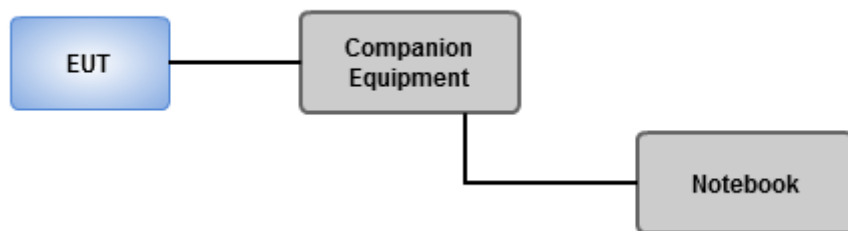
3.8.1 Limit of Interference Prevention Function Measurement

Limits
The identification code shall be 19 bits long

3.8.2 Test Procedures

1. Set EUT under operating mode and link up with companion equipment
2. Check communication status between EUT and companion equipment is normal
3. Confirm the MAC address of EUT

3.8.3 Test Setup



3.8.4 Test Results

Refer to Appendix H.

4 Receiver Test Results

4.1 Receiver Spurious Emissions

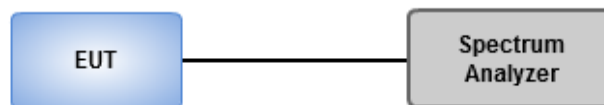
4.1.1 Limit of Receiver Spurious Emissions

Item	Limits
Rx Spurious Emission	$\leq 4\text{nW}$ ($f < 1\text{GHz}$).
	$\leq 20\text{nW}$ ($1\text{GHz} \leq f$).

4.1.2 Test Procedures

1. Set EUT under receiving condition to perform test
2. Set RBW = VBW = 100kHz, detector = Peak, Sweep time = Auto for emission measurement below 1GHz.
3. Set RBW = VBW = 1MHz, detector = Peak, Sweep time = Auto for emission measurement above 1GHz.

4.1.3 Test Setup



4.1.4 Test Results

Refer to Appendix I.

5 Test laboratory information

Established in 2012, ICC provides foremost EMC & RF Testing and advisory consultation services by our skilled engineers and technicians. Our services employ a wide variety of advanced edge test equipment and one of the widest certification extents in the business.

International Certification Corporation (EMC and Wireless Communication Laboratory), it is our definitive objective is to institute long term, trust-based associations with our clients. The expectation we set up with our clients is based on outstanding service, practical expertise and devotion to a certified value structure. Our passion is to grant our clients with best EMC / RF services by oriented knowledgeable and accommodating staff.

Our Test sites are located at Linkou District and Kwei Shan District. Location map can be found on our website <http://www.icertifi.com.tw>.

Linkou

Tel: 886-2-2601-1640

No.30-2, Ding Fwu Tsuen, Lin Kou
District, New Taipei City, Taiwan
(R.O.C.)

Kwei Shan

Tel: 886-3-271-8666

No.3-1, Lane 6, Wen San 3rd
St., Kwei Shan Dist., Tao Yuan
City 33381, Taiwan (R.O.C.)
No.2-1, Lane 6, Wen San 3rd
St., Kwei Shan Dist., Tao Yuan
City 33381, Taiwan (R.O.C.)

Kwei Shan Site II

Tel: 886-3-271-8640

No.14-1, Lane 19, Wen San 3rd
St., Kwei Shan Dist., Tao Yuan
City 33381, Taiwan (R.O.C.)

If you have any suggestion, please feel free to contact us as below information.

Tel: 886-3-271-8666

Fax: 886-3-318-0345

Email: ICC_Service@icertifi.com.tw

==END==

full RU configuration
Summary

Mode	Result	Antenna Power (dBm/MHz)	Antenna Power (mW/MHz)	Declare (mW/MHz)	Tolerance (%)	Limit+ (%)	Limit- (%)
5.925-6.425GHz	-	-	-	-	-	-	-
802.11a_Nss1,(MCS0)_2TX	Pass	4.78	3.00608	3.01000	-0.13	20	-80
ax20_OFDMA_20MHz_Nss1,(MCS0)_2TX	Pass	4.77	2.99916	3.00000	-0.03	20	-80
ax40_OFDMA_40MHz_Nss1,(MCS0)_2TX	Pass	1.77	1.50314	1.50500	-0.12	20	-80
ax80_OFDMA_80MHz_Nss1,(MCS0)_2TX	Pass	-1.25	0.74989	0.75000	-0.01	20	-80

Result

Mode	Result	Antenna Power (dBm/MHz)	Antenna Power (mW/MHz)	Declare (mW/MHz)	Tolerance (%)	Limit+ (%)	Limit- (%)
802.11a_Nss1,(MCS0)_2TX	-	-	-	-	-	-	-
5955MHz_TnomVnom	Pass	4.78	3.00608	3.01000	-0.13	20	-80
5955MHz_TnomVmin	Pass	4.52	2.83139	3.01000	-5.93	20	-80
5955MHz_TnomVmax	Pass	4.74	2.97852	3.01000	-1.05	20	-80
6175MHz_TnomVnom	Pass	4.76	2.99226	3.01000	-0.59	20	-80
6175MHz_TnomVmin	Pass	4.54	2.84446	3.01000	-5.50	20	-80
6175MHz_TnomVmax	Pass	4.65	2.91743	3.01000	-3.08	20	-80
6415MHz_TnomVnom	Pass	4.68	2.93765	3.01000	-2.40	20	-80
6415MHz_TnomVmin	Pass	4.63	2.90402	3.01000	-3.52	20	-80
6415MHz_TnomVmax	Pass	4.66	2.92415	3.01000	-2.85	20	-80
ax20_OFDMA_20MHz_Nss1,(MCS0)_2TX	-	-	-	-	-	-	-
5955MHz_TnomVnom	Pass	4.77	2.99916	3.00000	-0.03	20	-80
5955MHz_TnomVmin	Pass	4.71	2.95801	3.00000	-1.40	20	-80
5955MHz_TnomVmax	Pass	4.75	2.98538	3.00000	-0.49	20	-80
6175MHz_TnomVnom	Pass	4.72	2.96483	3.00000	-1.17	20	-80
6175MHz_TnomVmin	Pass	4.61	2.89068	3.00000	-3.64	20	-80
6175MHz_TnomVmax	Pass	4.70	2.95121	3.00000	-1.63	20	-80
6415MHz_TnomVnom	Pass	2.60	1.81970	3.00000	-39.34	20	-80
6415MHz_TnomVmin	Pass	2.56	1.80302	3.00000	-39.90	20	-80
6415MHz_TnomVmax	Pass	2.68	1.85353	3.00000	-38.22	20	-80
ax40_OFDMA_40MHz_Nss1,(MCS0)_2TX	-	-	-	-	-	-	-
5965MHz_TnomVnom	Pass	1.77	1.50314	1.50500	-0.12	20	-80
5965MHz_TnomVmin	Pass	1.58	1.43880	1.50500	-4.40	20	-80
5965MHz_TnomVmax	Pass	1.64	1.45881	1.50500	-3.07	20	-80
6165MHz_TnomVnom	Pass	1.70	1.47911	1.50500	-1.72	20	-80
6165MHz_TnomVmin	Pass	1.58	1.43880	1.50500	-4.40	20	-80
6165MHz_TnomVmax	Pass	1.70	1.47911	1.50500	-1.72	20	-80
6405MHz_TnomVnom	Pass	1.41	1.38357	1.50500	-8.07	20	-80
6405MHz_TnomVmin	Pass	1.56	1.43219	1.50500	-4.84	20	-80
6405MHz_TnomVmax	Pass	1.42	1.38676	1.50500	-7.86	20	-80
ax80_OFDMA_80MHz_Nss1,(MCS0)_2TX	-	-	-	-	-	-	-

Mode	Result	Antenna Power (dBm/MHz)	Antenna Power (mW/MHz)	Declare (mW/MHz)	Tolerance (%)	Limit+	Limit-
5985MHz_TnomVnom	Pass	-1.33	0.73621	0.75000	-1.84	20	-80
5985MHz_TnomVmin	Pass	-1.38	0.72778	0.75000	-2.96	20	-80
5985MHz_TnomVmax	Pass	-1.52	0.70469	0.75000	-6.04	20	-80
6145MHz_TnomVnom	Pass	-1.25	0.74989	0.75000	-0.01	20	-80
6145MHz_TnomVmin	Pass	-1.30	0.74131	0.75000	-1.16	20	-80
6145MHz_TnomVmax	Pass	-1.50	0.70795	0.75000	-5.61	20	-80
6385MHz_TnomVnom	Pass	-1.59	0.69343	0.75000	-7.54	20	-80
6385MHz_TnomVmin	Pass	-1.57	0.69663	0.75000	-7.12	20	-80
6385MHz_TnomVmax	Pass	-1.42	0.72111	0.75000	-3.85	20	-80

partial RU configuration

Summary

Mode	Result	Antenna Power (dBm/MHz)	Antenna Power (mW/MHz)	Declare (mW/MHz)	Tolerance (%)	Limit+ (%)	Limit- (%)
5.925-6.425GHz	-	-	-	-	-	-	-
ax20_OFDMA_RU106_Index53_20MHz_Nss1,(MCS0)_2TX	Pass	4.28	2.67917	3.00000	-10.69	20	-80
ax20_OFDMA_RU26_Index3_20MHz_Nss1,(MCS0)_2TX	Pass	4.64	2.91072	3.00000	-2.98	20	-80
ax20_OFDMA_RU52_Index38_20MHz_Nss1,(MCS0)_2TX	Pass	4.76	2.99226	3.00000	-0.26	20	-80
ax40_OFDMA_RU106_Index54_40MHz_Nss1,(MCS0)_2TX	Pass	1.78	1.50661	1.50700	-0.03	20	-80
ax40_OFDMA_RU242_Index61_40MHz_Nss1,(MCS0)_2TX	Pass	1.63	1.45546	1.50000	-2.97	20	-80
ax40_OFDMA_RU26_Index12_40MHz_Nss1,(MCS0)_2TX	Pass	1.73	1.48936	1.50000	-0.71	20	-80
ax40_OFDMA_RU52_Index42_40MHz_Nss1,(MCS0)_2TX	Pass	1.76	1.49968	1.50000	-0.02	20	-80
ax80_OFDMA_RU106_Index58_80MHz_Nss1,(MCS0)_2TX	Pass	-1.29	0.74302	0.75000	-0.93	20	-80
ax80_OFDMA_RU242_Index62_80MHz_Nss1,(MCS0)_2TX	Pass	-1.33	0.73621	0.75000	-1.84	20	-80
ax80_OFDMA_RU26_Index21_80MHz_Nss1,(MCS0)_2TX	Pass	-1.40	0.72444	0.75000	-3.41	20	-80
ax80_OFDMA_RU484_Index65_80MHz_Nss1,(MCS0)_2TX	Pass	-1.99	0.63241	0.75000	-15.68	20	-80
ax80_OFDMA_RU52_Index50_80MHz_Nss1,(MCS0)_2TX	Pass	-1.34	0.73451	0.75000	-2.06	20	-80

Result

Mode	Result	Antenna Power (dBm/MHz)	Antenna Power (mW/MHz)	Declare (mW/MHz)	Tolerance (%)	Limit+ (%)	Limit- (%)
ax20_OFDMA_RU26_Index3_20MHz_Nss1,(MCS0)_2TX	-	-	-	-	-	-	-
5955MHz_TnomVnom	Pass	4.59	2.87740	3.00000	-4.09	20	-80
5955MHz_TnomVmin	Pass	4.57	2.86418	3.00000	-4.53	20	-80
5955MHz_TnomVmax	Pass	4.61	2.89068	3.00000	-3.64	20	-80
6175MHz_TnomVnom	Pass	4.60	2.88403	3.00000	-3.87	20	-80
6175MHz_TnomVmin	Pass	4.58	2.87078	3.00000	-4.31	20	-80
6175MHz_TnomVmax	Pass	4.64	2.91072	3.00000	-2.98	20	-80
6415MHz_TnomVnom	Pass	4.54	2.84446	3.00000	-5.18	20	-80
6415MHz_TnomVmin	Pass	4.54	2.84446	3.00000	-5.18	20	-80
6415MHz_TnomVmax	Pass	4.56	2.85759	3.00000	-4.75	20	-80
ax20_OFDMA_RU52_Index38_20MHz_Nss1,(MCS0)_2TX	-	-	-	-	-	-	-
5955MHz_TnomVnom	Pass	4.68	2.93765	3.00000	-2.08	20	-80
5955MHz_TnomVmin	Pass	4.68	2.93765	3.00000	-2.08	20	-80
5955MHz_TnomVmax	Pass	4.69	2.94442	3.00000	-1.85	20	-80
6175MHz_TnomVnom	Pass	4.73	2.97167	3.00000	-0.94	20	-80
6175MHz_TnomVmin	Pass	4.73	2.97167	3.00000	-0.94	20	-80
6175MHz_TnomVmax	Pass	4.76	2.99226	3.00000	-0.26	20	-80
6415MHz_TnomVnom	Pass	4.50	2.81838	3.00000	-6.05	20	-80
6415MHz_TnomVmin	Pass	4.49	2.81190	3.00000	-6.27	20	-80
6415MHz_TnomVmax	Pass	4.53	2.83792	3.00000	-5.40	20	-80
ax20_OFDMA_RU106_Index53_20MHz_Nss1,(MCS0)_2TX	-	-	-	-	-	-	-
5955MHz_TnomVnom	Pass	3.95	2.48313	3.00000	-17.23	20	-80

Mode	Result	Antenna Power (dBm/MHz)	Antenna Power (mW/MHz)	Declare (mW/MHz)	Tolerance (%)	Limit+ (%)	Limit- (%)
5955MHz_TnomVmin	Pass	3.94	2.47742	3.00000	-17.42	20	-80
5955MHz_TnomVmax	Pass	3.98	2.50035	3.00000	-16.66	20	-80
6175MHz_TnomVnom	Pass	4.25	2.66073	3.00000	-11.31	20	-80
6175MHz_TnomVmin	Pass	4.23	2.64850	3.00000	-11.72	20	-80
6175MHz_TnomVmax	Pass	4.28	2.67917	3.00000	-10.69	20	-80
6415MHz_TnomVnom	Pass	3.76	2.37684	3.00000	-20.77	20	-80
6415MHz_TnomVmin	Pass	3.75	2.37137	3.00000	-20.95	20	-80
6415MHz_TnomVmax	Pass	3.77	2.38232	3.00000	-20.59	20	-80
ax40_OFDMA_RU26_Index12_40MHz_Nss1,(MCS0)_2TX	-	-	-	-	-	-	-
5965MHz_TnomVnom	Pass	1.68	1.47231	1.50000	-1.85	20	-80
5965MHz_TnomVmin	Pass	1.67	1.46893	1.50000	-2.07	20	-80
5965MHz_TnomVmax	Pass	1.69	1.47571	1.50000	-1.62	20	-80
6165MHz_TnomVnom	Pass	1.70	1.47911	1.50000	-1.39	20	-80
6165MHz_TnomVmin	Pass	1.70	1.47911	1.50000	-1.39	20	-80
6165MHz_TnomVmax	Pass	1.73	1.48936	1.50000	-0.71	20	-80
6405MHz_TnomVnom	Pass	1.47	1.40281	1.50000	-6.48	20	-80
6405MHz_TnomVmin	Pass	1.45	1.39637	1.50000	-6.91	20	-80
6405MHz_TnomVmax	Pass	1.50	1.41254	1.50000	-5.83	20	-80
ax40_OFDMA_RU52_Index42_40MHz_Nss1,(MCS0)_2TX	-	-	-	-	-	-	-
5965MHz_TnomVnom	Pass	1.50	1.41254	1.50000	-5.83	20	-80
5965MHz_TnomVmin	Pass	1.47	1.40281	1.50000	-6.48	20	-80
5965MHz_TnomVmax	Pass	1.50	1.41254	1.50000	-5.83	20	-80
6165MHz_TnomVnom	Pass	1.72	1.48594	1.50000	-0.94	20	-80
6165MHz_TnomVmin	Pass	1.70	1.47911	1.50000	-1.39	20	-80
6165MHz_TnomVmax	Pass	1.73	1.48936	1.50000	-0.71	20	-80
6405MHz_TnomVnom	Pass	1.74	1.49279	1.50000	-0.48	20	-80
6405MHz_TnomVmin	Pass	1.73	1.48936	1.50000	-0.71	20	-80
6405MHz_TnomVmax	Pass	1.76	1.49968	1.50000	-0.02	20	-80
ax40_OFDMA_RU106_Index54_40MHz_Nss1,(MCS0)_2TX	-	-	-	-	-	-	-
5965MHz_TnomVnom	Pass	1.61	1.44877	1.50700	-3.86	20	-80
5965MHz_TnomVmin	Pass	1.59	1.44212	1.50700	-4.31	20	-80
5965MHz_TnomVmax	Pass	1.64	1.45881	1.50700	-3.20	20	-80
6165MHz_TnomVnom	Pass	1.57	1.43549	1.50700	-4.75	20	-80
6165MHz_TnomVmin	Pass	1.55	1.42889	1.50700	-5.18	20	-80
6165MHz_TnomVmax	Pass	1.60	1.44544	1.50700	-4.08	20	-80
6405MHz_TnomVnom	Pass	1.75	1.49624	1.50700	-0.71	20	-80
6405MHz_TnomVmin	Pass	1.73	1.48936	1.50700	-1.17	20	-80
6405MHz_TnomVmax	Pass	1.78	1.50661	1.50700	-0.03	20	-80
ax40_OFDMA_RU242_Index61_40MHz_Nss1,(MCS0)_2TX	-	-	-	-	-	-	-
5965MHz_TnomVnom	Pass	1.61	1.44877	1.50000	-3.42	20	-80
5965MHz_TnomVmin	Pass	1.60	1.44544	1.50000	-3.64	20	-80
5965MHz_TnomVmax	Pass	1.63	1.45546	1.50000	-2.97	20	-80

Mode	Result	Antenna Power (dBm/MHz)	Antenna Power (mW/MHz)	Declare (mW/MHz)	Tolerance (%)	Limit+ (%)	Limit- (%)
6165MHz_TnomVnom	Pass	1.50	1.41254	1.50000	-5.83	20	-80
6165MHz_TnomVmin	Pass	1.48	1.40605	1.50000	-6.26	20	-80
6165MHz_TnomVmax	Pass	1.53	1.42233	1.50000	-5.18	20	-80
6405MHz_TnomVnom	Pass	1.09	1.28529	1.50000	-14.31	20	-80
6405MHz_TnomVmin	Pass	1.06	1.27644	1.50000	-14.90	20	-80
6405MHz_TnomVmax	Pass	1.10	1.28825	1.50000	-14.12	20	-80
ax80_OFDMA_RU26_Index21_80MHz_Nss1,(MCS0)_2TX	-	-	-	-	-	-	-
5985MHz_TnomVnom	Pass	-1.62	0.68865	0.75000	-8.18	20	-80
5985MHz_TnomVmin	Pass	-1.64	0.68549	0.75000	-8.60	20	-80
5985MHz_TnomVmax	Pass	-1.59	0.69343	0.75000	-7.54	20	-80
6145MHz_TnomVnom	Pass	-1.42	0.72111	0.75000	-3.85	20	-80
6145MHz_TnomVmin	Pass	-1.44	0.71779	0.75000	-4.29	20	-80
6145MHz_TnomVmax	Pass	-1.40	0.72444	0.75000	-3.41	20	-80
6385MHz_TnomVnom	Pass	-1.61	0.69024	0.75000	-7.97	20	-80
6385MHz_TnomVmin	Pass	-1.64	0.68549	0.75000	-8.60	20	-80
6385MHz_TnomVmax	Pass	-1.59	0.69343	0.75000	-7.54	20	-80
ax80_OFDMA_RU52_Index50_80MHz_Nss1,(MCS0)_2TX	-	-	-	-	-	-	-
5985MHz_TnomVnom	Pass	-1.77	0.66527	0.75000	-11.30	20	-80
5985MHz_TnomVmin	Pass	-1.79	0.66222	0.75000	-11.70	20	-80
5985MHz_TnomVmax	Pass	-1.74	0.66988	0.75000	-10.68	20	-80
6145MHz_TnomVnom	Pass	-1.36	0.73114	0.75000	-2.51	20	-80
6145MHz_TnomVmin	Pass	-1.39	0.72611	0.75000	-3.19	20	-80
6145MHz_TnomVmax	Pass	-1.34	0.73451	0.75000	-2.06	20	-80
6385MHz_TnomVnom	Pass	-1.57	0.69663	0.75000	-7.12	20	-80
6385MHz_TnomVmin	Pass	-1.59	0.69343	0.75000	-7.54	20	-80
6385MHz_TnomVmax	Pass	-1.54	0.70146	0.75000	-6.47	20	-80
ax80_OFDMA_RU106_Index58_80MHz_Nss1,(MCS0)_2TX	-	-	-	-	-	-	-
5985MHz_TnomVnom	Pass	-1.46	0.71450	0.75000	-4.73	20	-80
5985MHz_TnomVmin	Pass	-1.47	0.71285	0.75000	-4.95	20	-80
5985MHz_TnomVmax	Pass	-1.43	0.71945	0.75000	-4.07	20	-80
6145MHz_TnomVnom	Pass	-1.34	0.73451	0.75000	-2.06	20	-80
6145MHz_TnomVmin	Pass	-1.36	0.73114	0.75000	-2.51	20	-80
6145MHz_TnomVmax	Pass	-1.30	0.74131	0.75000	-1.16	20	-80
6385MHz_TnomVnom	Pass	-1.32	0.73790	0.75000	-1.61	20	-80
6385MHz_TnomVmin	Pass	-1.32	0.73790	0.75000	-1.61	20	-80
6385MHz_TnomVmax	Pass	-1.29	0.74302	0.75000	-0.93	20	-80
ax80_OFDMA_RU242_Index62_80MHz_Nss1,(MCS0)_2TX	-	-	-	-	-	-	-
5985MHz_TnomVnom	Pass	-1.59	0.69343	0.75000	-7.54	20	-80
5985MHz_TnomVmin	Pass	-1.60	0.69183	0.75000	-7.76	20	-80
5985MHz_TnomVmax	Pass	-1.57	0.69663	0.75000	-7.12	20	-80
6145MHz_TnomVnom	Pass	-1.37	0.72946	0.75000	-2.74	20	-80
6145MHz_TnomVmin	Pass	-1.37	0.72946	0.75000	-2.74	20	-80

Mode	Result	Antenna Power (dBm/MHz)	Antenna Power (mW/MHz)	Declare (mW/MHz)	Tolerance (%)	Limit+ (%)	Limit- (%)
6145MHz_TnomVmax	Pass	-1.33	0.73621	0.75000	-1.84	20	-80
6385MHz_TnomVnom	Pass	-1.44	0.71779	0.75000	-4.29	20	-80
6385MHz_TnomVmin	Pass	-1.44	0.71779	0.75000	-4.29	20	-80
6385MHz_TnomVmax	Pass	-1.42	0.72111	0.75000	-3.85	20	-80
ax80_OFDMA_RU484_Index65_80MHz_Nss1,(MCS0)_2TX	-	-	-	-	-	-	-
5985MHz_TnomVnom	Pass	-2.12	0.61376	0.75000	-18.17	20	-80
5985MHz_TnomVmin	Pass	-2.14	0.61094	0.75000	-18.54	20	-80
5985MHz_TnomVmax	Pass	-2.12	0.61376	0.75000	-18.17	20	-80
6145MHz_TnomVnom	Pass	-2.02	0.62806	0.75000	-16.26	20	-80
6145MHz_TnomVmin	Pass	-2.03	0.62661	0.75000	-16.45	20	-80
6145MHz_TnomVmax	Pass	-1.99	0.63241	0.75000	-15.68	20	-80
6385MHz_TnomVnom	Pass	-2.43	0.57148	0.75000	-23.80	20	-80
6385MHz_TnomVmin	Pass	-2.45	0.56885	0.75000	-24.15	20	-80
6385MHz_TnomVmax	Pass	-2.41	0.57412	0.75000	-23.45	20	-80

**full RU configuration****Summary**

Mode	Antenna Power (dBm/MHz)	Antenna Power (mW/MHz)	EIRP Antenna Power (dBm/MHz)	EIRP Antenna Power (mW/MHz)
5.925-6.425GHz	-	-	-	-
802.11a_Nss1,(MCS0)_2TX	4.78	3.00608	9.98	9.95405
ax20_OFDMA_20MHz_Nss1,(MCS0)_2TX	4.77	2.99916	9.97	9.93116
ax40_OFDMA_40MHz_Nss1,(MCS0)_2TX	1.77	1.50314	6.97	4.97737
ax80_OFDMA_80MHz_Nss1,(MCS0)_2TX	-1.25	0.74989	3.95	2.48313

Result

Mode	Result	Gain (dBi)	P1 (dBm/MHz)	P2 (dBm/MHz)	Antenna Power (dBm/MHz)	Antenna Power (mW/MHz)	Antenna Power Lim. (mW/MHz)	EIRP Antenna Power (dBm/MHz)	EIRP Antenna Power (mW/MHz)	EIRP Antenna Power Lim. (mW/MHz)
802.11a_Nss1,(MCS0)_2TX	-	-	-	-	-	-	-	-	-	-
5955MHz_TnomVnom	Pass	5.20	2.05	1.46	4.78	3.00608	10	9.98	9.95405	10
5955MHz_TnomVmin	Pass	5.20	2.07	0.87	4.52	2.83139	10	9.72	9.37562	10
5955MHz_TnomVmax	Pass	5.20	2.00	1.45	4.74	2.97852	10	9.94	9.86279	10
6175MHz_TnomVnom	Pass	5.20	2.03	1.44	4.76	2.99226	10	9.96	9.90832	10
6175MHz_TnomVmin	Pass	5.20	1.70	1.36	4.54	2.84446	10	9.74	9.41890	10
6175MHz_TnomVmax	Pass	5.20	1.84	1.44	4.65	2.91743	10	9.85	9.66051	10
6415MHz_TnomVnom	Pass	5.20	1.91	1.42	4.68	2.93765	10	9.88	9.72747	10
6415MHz_TnomVmin	Pass	5.20	1.74	1.49	4.63	2.90402	10	9.83	9.61612	10
6415MHz_TnomVmax	Pass	5.20	1.74	1.55	4.66	2.92415	10	9.86	9.68278	10
ax20_OFDMA_20MHz_Nss1,(MCS0)_2TX	-	-	-	-	-	-	-	-	-	-
5955MHz_TnomVnom	Pass	5.20	2.05	1.45	4.77	2.99916	10	9.97	9.93116	10
5955MHz_TnomVmin	Pass	5.20	2.04	1.33	4.71	2.95801	10	9.91	9.79490	10
5955MHz_TnomVmax	Pass	5.20	2.21	1.22	4.75	2.98538	10	9.95	9.88553	10
6175MHz_TnomVnom	Pass	5.20	2.04	1.35	4.72	2.96483	10	9.92	9.81748	10
6175MHz_TnomVmin	Pass	5.20	1.80	1.38	4.61	2.89068	10	9.81	9.57194	10
6175MHz_TnomVmax	Pass	5.20	1.98	1.53	4.77	2.99916	10	9.97	9.93116	10
6415MHz_TnomVnom	Pass	5.20	-0.21	-0.62	2.60	1.81970	10	7.80	6.02560	10
6415MHz_TnomVmin	Pass	5.20	-0.20	-0.71	2.56	1.80302	10	7.76	5.97035	10
6415MHz_TnomVmax	Pass	5.20	-0.18	-0.49	2.68	1.85353	10	7.88	6.13762	10
ax40_OFDMA_40MHz_Nss1,(MCS0)_2TX	-	-	-	-	-	-	-	-	-	-
5965MHz_TnomVnom	Pass	5.20	-0.86	-1.66	1.77	1.50314	5	6.97	4.97737	5
5965MHz_TnomVmin	Pass	5.20	-1.11	-1.78	1.58	1.43880	5	6.78	4.76431	5
5965MHz_TnomVmax	Pass	5.20	-1.00	-1.77	1.64	1.45881	5	6.84	4.83059	5
6165MHz_TnomVnom	Pass	5.20	-1.14	-1.48	1.70	1.47911	5	6.90	4.89779	5
6165MHz_TnomVmin	Pass	5.20	-1.24	-1.62	1.58	1.43880	5	6.78	4.76431	5
6165MHz_TnomVmax	Pass	5.20	-1.14	-1.41	1.74	1.49279	5	6.94	4.94311	5
6405MHz_TnomVnom	Pass	5.20	-1.32	-1.90	1.41	1.38357	5	6.61	4.58142	5
6405MHz_TnomVmin	Pass	5.20	-1.28	-1.63	1.56	1.43219	5	6.76	4.74242	5
6405MHz_TnomVmax	Pass	5.20	-1.56	-1.63	1.42	1.38676	5	6.62	4.59198	5
ax80_OFDMA_80MHz_Nss1,(MCS0)_2TX	-	-	-	-	-	-	-	-	-	-
5985MHz_TnomVnom	Pass	5.20	-4.22	-4.46	-1.33	0.73621	2.5	3.87	2.43781	2.5
5985MHz_TnomVmin	Pass	5.20	-4.23	-4.56	-1.38	0.72778	2.5	3.82	2.40991	2.5
5985MHz_TnomVmax	Pass	5.20	-3.84	-5.36	-1.52	0.70469	2.5	3.68	2.33346	2.5
6145MHz_TnomVnom	Pass	5.20	-3.82	-4.74	-1.25	0.74989	2.5	3.95	2.48313	2.5
6145MHz_TnomVmin	Pass	5.20	-3.74	-4.97	-1.30	0.74131	2.5	3.90	2.45471	2.5
6145MHz_TnomVmax	Pass	5.20	-4.14	-4.91	-1.50	0.70795	2.5	3.70	2.34423	2.5
6385MHz_TnomVnom	Pass	5.20	-3.98	-5.33	-1.59	0.69343	2.5	3.61	2.29615	2.5
6385MHz_TnomVmin	Pass	5.20	-4.27	-4.92	-1.57	0.69663	2.5	3.63	2.30675	2.5
6385MHz_TnomVmax	Pass	5.20	-4.09	-4.81	-1.42	0.72111	2.5	3.78	2.38781	2.5

P1 = Port 1 Antenna Power; P2 = Port 2 Antenna Power; Pn = Port n Antenna Power;
Antenna Power = Sum by P1~Pn;

partial RU configuration
Summary

Mode	Antenna Power (dBm/MHz)	Antenna Power (mW/MHz)	EIRP Antenna Power (dBm/MHz)	EIRP Antenna Power (mW/MHz)
5.925-6.425GHz	-	-	-	-
ax20_OFDMA_RU106_Index53_20MHz_Nss1,(MCS0)_2TX	4.28	2.67917	9.48	8.87156
ax20_OFDMA_RU26_Index3_20MHz_Nss1,(MCS0)_2TX	4.64	2.91072	9.84	9.63829
ax20_OFDMA_RU52_Index38_20MHz_Nss1,(MCS0)_2TX	4.76	2.99226	9.96	9.90832
ax40_OFDMA_RU106_Index54_40MHz_Nss1,(MCS0)_2TX	1.78	1.50661	6.98	4.98884
ax40_OFDMA_RU242_Index61_40MHz_Nss1,(MCS0)_2TX	1.63	1.45546	6.83	4.81948
ax40_OFDMA_RU26_Index12_40MHz_Nss1,(MCS0)_2TX	1.73	1.48936	6.93	4.93174
ax40_OFDMA_RU52_Index42_40MHz_Nss1,(MCS0)_2TX	1.76	1.49968	6.96	4.96592
ax80_OFDMA_RU106_Index58_80MHz_Nss1,(MCS0)_2TX	-1.29	0.74302	3.91	2.46037
ax80_OFDMA_RU242_Index62_80MHz_Nss1,(MCS0)_2TX	-1.33	0.73621	3.87	2.43781
ax80_OFDMA_RU26_Index21_80MHz_Nss1,(MCS0)_2TX	-1.40	0.72444	3.80	2.39883
ax80_OFDMA_RU484_Index65_80MHz_Nss1,(MCS0)_2TX	-1.99	0.63241	3.21	2.09411
ax80_OFDMA_RU52_Index50_80MHz_Nss1,(MCS0)_2TX	-1.34	0.73451	3.86	2.43220

Result

Mode	Result	Gain (dBi)	P1 (dBm/MHz)	P2 (dBm/MHz)	Antenna Power (dBm/MHz)	Antenna Power (mW/MHz)	Antenna Power Lim. (mW/MHz)	EIRP Antenna Power (dBm/MHz)	EIRP Antenna Power (mW/MHz)	EIRP Antenna Power Lim. (mW/MHz)
ax20_OFDMA_RU26_Index3_20MHz_Nss1,(MCS0)_2TX	-	-	-	-	-	-	-	-	-	-
5955MHz_TnomVnom	Pass	5.20	2	1.12	4.59	2.87740	10	9.79	9.52796	10
5955MHz_TnomVmin	Pass	5.20	1.97	1.11	4.57	2.86418	10	9.77	9.48418	10
5955MHz_TnomVmax	Pass	5.20	2	1.16	4.61	2.89068	10	9.81	9.57194	10
6175MHz_TnomVnom	Pass	5.20	2.32	0.71	4.60	2.88403	10	9.80	9.54993	10
6175MHz_TnomVmin	Pass	5.20	2.3	0.69	4.58	2.87078	10	9.78	9.50605	10
6175MHz_TnomVmax	Pass	5.20	2.36	0.74	4.64	2.91072	10	9.84	9.63829	10
6415MHz_TnomVnom	Pass	5.20	1.19	1.85	4.54	2.84446	10	9.74	9.41890	10
6415MHz_TnomVmin	Pass	5.20	1.19	1.85	4.54	2.84446	10	9.74	9.41890	10
6415MHz_TnomVmax	Pass	5.20	1.19	1.88	4.56	2.85759	10	9.76	9.46237	10
ax20_OFDMA_RU52_Index38_20MHz_Nss1,(MCS0)_2TX	-	-	-	-	-	-	-	-	-	-
5955MHz_TnomVnom	Pass	5.20	2.09	1.2	4.68	2.93765	10	9.88	9.72747	10
5955MHz_TnomVmin	Pass	5.20	2.09	1.2	4.68	2.93765	10	9.88	9.72747	10
5955MHz_TnomVmax	Pass	5.20	2.12	1.2	4.69	2.94442	10	9.89	9.74990	10
6175MHz_TnomVnom	Pass	5.20	2.2	1.19	4.73	2.97167	10	9.93	9.84011	10
6175MHz_TnomVmin	Pass	5.20	2.19	1.19	4.73	2.97167	10	9.93	9.84011	10
6175MHz_TnomVmax	Pass	5.20	2.24	1.2	4.76	2.99226	10	9.96	9.90832	10
6415MHz_TnomVnom	Pass	5.20	1.43	1.54	4.50	2.81838	10	9.70	9.33254	10
6415MHz_TnomVmin	Pass	5.20	1.43	1.53	4.49	2.81190	10	9.69	9.31108	10
6415MHz_TnomVmax	Pass	5.20	1.47	1.57	4.53	2.83792	10	9.73	9.39723	10
ax20_OFDMA_RU106_Index53_20MHz_Nss1,(MCS0)_2TX	-	-	-	-	-	-	-	-	-	-
5955MHz_TnomVnom	Pass	5.20	1.27	0.59	3.95	2.48313	10	9.15	8.22243	10
5955MHz_TnomVmin	Pass	5.20	1.25	0.59	3.94	2.47742	10	9.14	8.20352	10
5955MHz_TnomVmax	Pass	5.20	1.31	0.6	3.98	2.50035	10	9.18	8.27942	10
6175MHz_TnomVnom	Pass	5.20	1.82	0.56	4.25	2.66073	10	9.45	8.81049	10
6175MHz_TnomVmin	Pass	5.20	1.81	0.53	4.23	2.64850	10	9.43	8.77001	10
6175MHz_TnomVmax	Pass	5.20	1.86	0.58	4.28	2.67917	10	9.48	8.87156	10
6415MHz_TnomVnom	Pass	5.20	0.75	0.75	3.76	2.37684	10	8.96	7.87046	10
6415MHz_TnomVmin	Pass	5.20	0.72	0.75	3.75	2.37137	10	8.95	7.85236	10
6415MHz_TnomVmax	Pass	5.20	0.76	0.76	3.77	2.38232	10	8.97	7.88860	10
ax40_OFDMA_RU26_Index12_40MHz_Nss1,(MCS0)_2TX	-	-	-	-	-	-	-	-	-	-
5965MHz_TnomVnom	Pass	5.20	-1.02	-1.67	1.68	1.47231	5	6.88	4.87528	5
5965MHz_TnomVmin	Pass	5.20	-1.02	-1.69	1.67	1.46893	5	6.87	4.86407	5
5965MHz_TnomVmax	Pass	5.20	-1	-1.67	1.69	1.47571	5	6.89	4.88652	5
6165MHz_TnomVnom	Pass	5.20	-0.85	-1.83	1.70	1.47911	5	6.90	4.89779	5
6165MHz_TnomVmin	Pass	5.20	-0.85	-1.83	1.70	1.47911	5	6.90	4.89779	5
6165MHz_TnomVmax	Pass	5.20	-0.81	-1.8	1.73	1.48936	5	6.93	4.93174	5
6405MHz_TnomVnom	Pass	5.20	-1.04	-2.11	1.47	1.40281	5	6.67	4.64515	5
6405MHz_TnomVmin	Pass	5.20	-1.07	-2.12	1.45	1.39637	5	6.65	4.62381	5
6405MHz_TnomVmax	Pass	5.20	-1	-2.08	1.50	1.41254	5	6.70	4.67735	5
ax40_OFDMA_RU52_Index42_40MHz_Nss1,(MCS0)_2TX	-	-	-	-	-	-	-	-	-	-
5965MHz_TnomVnom	Pass	5.20	-1.31	-1.73	1.50	1.41254	5	6.70	4.67735	5
5965MHz_TnomVmin	Pass	5.20	-1.34	-1.75	1.47	1.40281	5	6.67	4.64515	5
5965MHz_TnomVmax	Pass	5.20	-1.3	-1.73	1.50	1.41254	5	6.70	4.67735	5
6165MHz_TnomVnom	Pass	5.20	-0.93	-1.69	1.72	1.48594	5	6.92	4.92040	5
6165MHz_TnomVmin	Pass	5.20	-0.96	-1.7	1.70	1.47911	5	6.90	4.89779	5
6165MHz_TnomVmax	Pass	5.20	-0.9	-1.69	1.73	1.48936	5	6.93	4.93174	5
6405MHz_TnomVnom	Pass	5.20	-1.12	-1.42	1.74	1.49279	5	6.94	4.94311	5



Antenna Power

Appendix A.2

Mode	Result	Gain (dBi)	P1 (dBm/MHz)	P2 (dBm/MHz)	Antenna Power (dBm/MHz)	Antenna Power (mW/MHz)	Antenna Power Lim. (mW/MHz)	EIRP Antenna Power (dBm/MHz)	EIRP Antenna Power (mW/MHz)	EIRP Antenna Power Lim. (mW/MHz)
6405MHz_TnomVmin	Pass	5.20	-1.14	-1.43	1.73	1.48936	5	6.93	4.93174	5
6405MHz_TnomVmax	Pass	5.20	-1.12	-1.39	1.76	1.49968	5	6.96	4.96592	5
ax40_OFDMA_RU106_Index54_40MHz_Nss1,(MCS0)_2TX	-	-	-	-	-	-	-	-	-	-
5965MHz_TnomVnom	Pass	5.20	-1.24	-1.57	1.61	1.44877	5	6.81	4.79733	5
5965MHz_TnomVmin	Pass	5.20	-1.26	-1.58	1.59	1.44212	5	6.79	4.77529	5
5965MHz_TnomVmax	Pass	5.20	-1.2	-1.55	1.64	1.45881	5	6.84	4.83059	5
6165MHz_TnomVnom	Pass	5.20	-1.36	-1.53	1.57	1.43549	5	6.77	4.75335	5
6165MHz_TnomVmin	Pass	5.20	-1.39	-1.53	1.55	1.42889	5	6.75	4.73151	5
6165MHz_TnomVmax	Pass	5.20	-1.34	-1.49	1.60	1.44544	5	6.80	4.78630	5
6405MHz_TnomVnom	Pass	5.20	-1.01	-1.53	1.75	1.49624	5	6.95	4.95450	5
6405MHz_TnomVmin	Pass	5.20	-1.01	-1.56	1.73	1.48936	5	6.93	4.93174	5
6405MHz_TnomVmax	Pass	5.20	-0.99	-1.49	1.78	1.50661	5	6.98	4.98884	5
ax40_OFDMA_RU242_Index61_40MHz_Nss1,(MCS0)_2TX	-	-	-	-	-	-	-	-	-	-
5965MHz_TnomVnom	Pass	5.20	-0.79	-2.11	1.61	1.44877	5	6.81	4.79733	5
5965MHz_TnomVmin	Pass	5.20	-0.79	-2.13	1.60	1.44544	5	6.80	4.78630	5
5965MHz_TnomVmax	Pass	5.20	-0.79	-2.07	1.63	1.45546	5	6.83	4.81948	5
6165MHz_TnomVnom	Pass	5.20	-1.21	-1.84	1.50	1.41254	5	6.70	4.67735	5
6165MHz_TnomVmin	Pass	5.20	-1.24	-1.85	1.48	1.40605	5	6.68	4.65586	5
6165MHz_TnomVmax	Pass	5.20	-1.18	-1.81	1.53	1.42233	5	6.73	4.70977	5
6405MHz_TnomVnom	Pass	5.20	-1.74	-2.1	1.09	1.28529	5	6.29	4.25598	5
6405MHz_TnomVmin	Pass	5.20	-1.77	-2.13	1.06	1.27644	5	6.26	4.22669	5
6405MHz_TnomVmax	Pass	5.20	-1.73	-2.1	1.10	1.28825	5	6.30	4.26580	5
ax80_OFDMA_RU26_Index21_80MHz_Nss1,(MCS0)_2TX	-	-	-	-	-	-	-	-	-	-
5985MHz_TnomVnom	Pass	5.20	-4.69	-4.58	-1.62	0.68865	2.5	3.58	2.28034	2.5
5985MHz_TnomVmin	Pass	5.20	-4.71	-4.6	-1.64	0.68549	2.5	3.56	2.26986	2.5
5985MHz_TnomVmax	Pass	5.20	-4.67	-4.54	-1.59	0.69343	2.5	3.61	2.29615	2.5
6145MHz_TnomVnom	Pass	5.20	-3.84	-5.12	-1.42	0.72111	2.5	3.78	2.38781	2.5
6145MHz_TnomVmin	Pass	5.20	-3.85	-5.15	-1.44	0.71779	2.5	3.76	2.37684	2.5
6145MHz_TnomVmax	Pass	5.20	-3.82	-5.1	-1.40	0.72444	2.5	3.80	2.39883	2.5
6385MHz_TnomVnom	Pass	5.20	-4.69	-4.56	-1.61	0.69024	2.5	3.59	2.28560	2.5
6385MHz_TnomVmin	Pass	5.20	-4.71	-4.59	-1.64	0.68549	2.5	3.56	2.26986	2.5
6385MHz_TnomVmax	Pass	5.20	-4.69	-4.52	-1.59	0.69343	2.5	3.61	2.29615	2.5
ax80_OFDMA_RU52_Index50_80MHz_Nss1,(MCS0)_2TX	-	-	-	-	-	-	-	-	-	-
5985MHz_TnomVnom	Pass	5.20	-4.59	-4.97	-1.77	0.66527	2.5	3.43	2.20293	2.5
5985MHz_TnomVmin	Pass	5.20	-4.62	-4.99	-1.79	0.66222	2.5	3.41	2.19280	2.5
5985MHz_TnomVmax	Pass	5.20	-4.55	-4.96	-1.74	0.66988	2.5	3.46	2.21820	2.5
6145MHz_TnomVnom	Pass	5.20	-3.92	-4.88	-1.36	0.73114	2.5	3.84	2.42103	2.5
6145MHz_TnomVmin	Pass	5.20	-3.95	-4.9	-1.39	0.72611	2.5	3.81	2.40436	2.5
6145MHz_TnomVmax	Pass	5.20	-3.9	-4.85	-1.34	0.73451	2.5	3.86	2.43220	2.5
6385MHz_TnomVnom	Pass	5.20	-4.69	-4.48	-1.57	0.69663	2.5	3.63	2.30675	2.5
6385MHz_TnomVmin	Pass	5.20	-4.69	-4.51	-1.59	0.69343	2.5	3.61	2.29615	2.5
6385MHz_TnomVmax	Pass	5.20	-4.65	-4.45	-1.54	0.70146	2.5	3.66	2.32274	2.5
ax80_OFDMA_RU106_Index58_80MHz_Nss1,(MCS0)_2TX	-	-	-	-	-	-	-	-	-	-
5985MHz_TnomVnom	Pass	5.20	-4.25	-4.71	-1.46	0.71450	2.5	3.74	2.36592	2.5
5985MHz_TnomVmin	Pass	5.20	-4.25	-4.73	-1.47	0.71285	2.5	3.73	2.36048	2.5
5985MHz_TnomVmax	Pass	5.20	-4.23	-4.67	-1.43	0.71945	2.5	3.77	2.38232	2.5
6145MHz_TnomVnom	Pass	5.20	-3.92	-4.82	-1.34	0.73451	2.5	3.86	2.43220	2.5
6145MHz_TnomVmin	Pass	5.20	-3.93	-4.85	-1.36	0.73114	2.5	3.84	2.42103	2.5
6145MHz_TnomVmax	Pass	5.20	-3.88	-4.79	-1.30	0.74131	2.5	3.90	2.45471	2.5

Mode	Result	Gain	P1	P2	Antenna Power	Antenna Power	Antenna Power Lim.	EIRP Antenna Power	EIRP Antenna Power	EIRP Antenna Power Lim.
		(dBi)	(dBm/MHz)	(dBm/MHz)	(dBm/MHz)	(mW/MHz)	(mW/MHz)	(dBm/MHz)	(mW/MHz)	(mW/MHz)
6385MHz_TnomVnom	Pass	5.20	-4.14	-4.52	-1.32	0.73790	2.5	3.88	2.44343	2.5
6385MHz_TnomVmin	Pass	5.20	-4.15	-4.52	-1.32	0.73790	2.5	3.88	2.44343	2.5
6385MHz_TnomVmax	Pass	5.20	-4.12	-4.48	-1.29	0.74302	2.5	3.91	2.46037	2.5
ax80_OFDMA_RU242_Index62_80MHz_Nss1,(MCS0)_2TX	-	-	-	-	-	-	-	-	-	-
5985MHz_TnomVnom	Pass	5.20	-4.23	-5.01	-1.59	0.69343	2.5	3.61	2.29615	2.5
5985MHz_TnomVmin	Pass	5.20	-4.23	-5.03	-1.60	0.69183	2.5	3.60	2.29087	2.5
5985MHz_TnomVmax	Pass	5.20	-4.21	-4.98	-1.57	0.69663	2.5	3.63	2.30675	2.5
6145MHz_TnomVnom	Pass	5.20	-4.29	-4.47	-1.37	0.72946	2.5	3.83	2.41546	2.5
6145MHz_TnomVmin	Pass	5.20	-4.3	-4.47	-1.37	0.72946	2.5	3.83	2.41546	2.5
6145MHz_TnomVmax	Pass	5.20	-4.25	-4.43	-1.33	0.73621	2.5	3.87	2.43781	2.5
6385MHz_TnomVnom	Pass	5.20	-4.64	-4.26	-1.44	0.71779	2.5	3.76	2.37684	2.5
6385MHz_TnomVmin	Pass	5.20	-4.64	-4.27	-1.44	0.71779	2.5	3.76	2.37684	2.5
6385MHz_TnomVmax	Pass	5.20	-4.63	-4.24	-1.42	0.72111	2.5	3.78	2.38781	2.5
ax80_OFDMA_RU484_Index65_80MHz_Nss1,(MCS0)_2TX	-	-	-	-	-	-	-	-	-	-
5985MHz_TnomVnom	Pass	5.20	-4.57	-5.78	-2.12	0.61376	2.5	3.08	2.03236	2.5
5985MHz_TnomVmin	Pass	5.20	-4.59	-5.8	-2.14	0.61094	2.5	3.06	2.02302	2.5
5985MHz_TnomVmax	Pass	5.20	-4.56	-5.78	-2.12	0.61376	2.5	3.08	2.03236	2.5
6145MHz_TnomVnom	Pass	5.20	-4.66	-5.44	-2.02	0.62806	2.5	3.18	2.07970	2.5
6145MHz_TnomVmin	Pass	5.20	-4.67	-5.44	-2.03	0.62661	2.5	3.17	2.07491	2.5
6145MHz_TnomVmax	Pass	5.20	-4.63	-5.41	-1.99	0.63241	2.5	3.21	2.09411	2.5
6385MHz_TnomVnom	Pass	5.20	-5.14	-5.77	-2.43	0.57148	2.5	2.77	1.89234	2.5
6385MHz_TnomVmin	Pass	5.20	-5.15	-5.79	-2.45	0.56885	2.5	2.75	1.88365	2.5
6385MHz_TnomVmax	Pass	5.20	-5.1	-5.77	-2.41	0.57412	2.5	2.79	1.90108	2.5

P1 = Port 1 Antenna Power; P2 = Port 2 Antenna Power; Pn = Port n Antenna Power;
Antenna Power = Sum by P1~Pn;

Summary

Mode	Result	Ch (Hz)	Center (Hz)	ppm	Limit (ppm)	Port	Remark
5.925-6.425GHz	-	-	-	-	-	-	-
802.11a_Nss1,(MCS0)_2TX	Pass	6.415G	6.41497563G	-3.7997	±20	1	-
ax20_OFDMA_20MHz_Nss1,(MCS0)_2TX	Pass	6.415G	6.41494G	-9.3531	±20	1	-
ax40_OFDMA_40MHz_Nss1,(MCS0)_2TX	Pass	5.965G	5.9648875G	-18.86	±20	1	-
ax80_OFDMA_80MHz_Nss1,(MCS0)_2TX	Pass	5.985G	5.984883G	-19.5489	±20	2	-

Result

Mode	Result	Ch (Hz)	Center (Hz)	ppm	Limit (ppm)	Port	Remark
802.11a_Nss1,(MCS0)_2TX	-	-	-	-	-	-	-
5955MHz_TnomVnom	Pass	5.955G	5.95498125G	-3.1486	±20	1	-
5955MHz_TnomVnom	Pass	5.955G	5.95498313G	-2.8338	±20	2	-
5955MHz_TnomVmin	Pass	5.955G	5.95498313G	-2.8338	±20	1	-
5955MHz_TnomVmin	Pass	5.955G	5.954985G	-2.5189	±20	2	-
5955MHz_TnomVmax	Pass	5.955G	5.95498875G	-1.8892	±20	1	-
5955MHz_TnomVmax	Pass	5.955G	5.95497938G	-3.4635	±20	2	-
6175MHz_TnomVnom	Pass	6.175G	6.17498313G	-2.7328	±20	1	-
6175MHz_TnomVnom	Pass	6.175G	6.17498688G	-2.1255	±20	2	-
6175MHz_TnomVmin	Pass	6.175G	6.17498313G	-2.7328	±20	1	-
6175MHz_TnomVmin	Pass	6.175G	6.17499063G	-1.5182	±20	2	-
6175MHz_TnomVmax	Pass	6.175G	6.17499063G	-1.5182	±20	1	-
6175MHz_TnomVmax	Pass	6.175G	6.1749925G	-1.2146	±20	2	-
6415MHz_TnomVnom	Pass	6.415G	6.41497563G	-3.7997	±20	1	-
6415MHz_TnomVnom	Pass	6.415G	6.41498688G	-2.046	±20	2	-
6415MHz_TnomVmin	Pass	6.415G	6.41498125G	-2.9228	±20	1	-
6415MHz_TnomVmin	Pass	6.415G	6.4149775G	-3.5074	±20	2	-
6415MHz_TnomVmax	Pass	6.415G	6.4149775G	-3.5074	±20	1	-
6415MHz_TnomVmax	Pass	6.415G	6.41497563G	-3.7997	±20	2	-
ax20_OFDMA_20MHz_Nss1,(MCS0)_2TX	-	-	-	-	-	-	-
5955MHz_TnomVnom	Pass	5.955G	5.95496063G	-6.6121	±20	1	-
5955MHz_TnomVnom	Pass	5.955G	5.95495313G	-7.8715	±20	2	-
5955MHz_TnomVmin	Pass	5.955G	5.954955G	-7.5567	±20	1	-
5955MHz_TnomVmin	Pass	5.955G	5.95495125G	-8.1864	±20	2	-
5955MHz_TnomVmax	Pass	5.955G	5.95495875G	-6.927	±20	1	-
5955MHz_TnomVmax	Pass	5.955G	5.9549625G	-6.2972	±20	2	-
6175MHz_TnomVnom	Pass	6.175G	6.17496813G	-5.1619	±20	1	-
6175MHz_TnomVnom	Pass	6.175G	6.17495875G	-6.6802	±20	2	-
6175MHz_TnomVmin	Pass	6.175G	6.174955G	-7.2874	±20	1	-
6175MHz_TnomVmin	Pass	6.175G	6.17496063G	-6.3765	±20	2	-
6175MHz_TnomVmax	Pass	6.175G	6.17496063G	-6.3765	±20	1	-
6175MHz_TnomVmax	Pass	6.175G	6.174955G	-7.2874	±20	2	-
6415MHz_TnomVnom	Pass	6.415G	6.4149475G	-8.1839	±20	1	-

Mode	Result	Ch (Hz)	Center (Hz)	ppm	Limit (ppm)	Port	Remark
6415MHz_TnomVnom	Pass	6.415G	6.41494188G	-9.0608	±20	2	-
6415MHz_TnomVmin	Pass	6.415G	6.41494G	-9.3531	±20	1	-
6415MHz_TnomVmin	Pass	6.415G	6.41494G	-9.3531	±20	2	-
6415MHz_TnomVmax	Pass	6.415G	6.41494375G	-8.7685	±20	1	-
6415MHz_TnomVmax	Pass	6.415G	6.4149475G	-8.1839	±20	2	-
ax40_OFDMA_40MHz_Nss1,(MCS0)_2TX	-	-	-	-	-	-	-
5965MHz_TnomVnom	Pass	5.965G	5.9648875G	-18.86	±20	1	-
5965MHz_TnomVnom	Pass	5.965G	5.9648965G	-17.3512	±20	2	-
5965MHz_TnomVmin	Pass	5.965G	5.9648875G	-18.86	±20	1	-
5965MHz_TnomVmin	Pass	5.965G	5.964904G	-16.0939	±20	2	-
5965MHz_TnomVmax	Pass	5.965G	5.964898G	-17.0997	±20	1	-
5965MHz_TnomVmax	Pass	5.965G	5.964895G	-17.6027	±20	2	-
6165MHz_TnomVnom	Pass	6.165G	6.164946G	-8.7591	±20	1	-
6165MHz_TnomVnom	Pass	6.165G	6.1649595G	-6.5693	±20	2	-
6165MHz_TnomVmin	Pass	6.165G	6.1649625G	-6.0827	±20	1	-
6165MHz_TnomVmin	Pass	6.165G	6.1650075G	1.2165	±20	2	-
6165MHz_TnomVmax	Pass	6.165G	6.1649505G	-8.0292	±20	1	-
6165MHz_TnomVmax	Pass	6.165G	6.1649685G	-5.1095	±20	2	-
6405MHz_TnomVnom	Pass	6.405G	6.404925G	-11.7096	±20	1	-
6405MHz_TnomVnom	Pass	6.405G	6.404952G	-7.4941	±20	2	-
6405MHz_TnomVmin	Pass	6.405G	6.404922G	-12.178	±20	1	-
6405MHz_TnomVmin	Pass	6.405G	6.4049055G	-14.7541	±20	2	-
6405MHz_TnomVmax	Pass	6.405G	6.404934G	-10.3044	±20	1	-
6405MHz_TnomVmax	Pass	6.405G	6.404943G	-8.8993	±20	2	-
ax80_OFDMA_80MHz_Nss1,(MCS0)_2TX	-	-	-	-	-	-	-
5985MHz_TnomVnom	Pass	5.985G	5.984946G	-9.0226	±20	1	-
5985MHz_TnomVnom	Pass	5.985G	5.984883G	-19.5489	±20	2	-
5985MHz_TnomVmin	Pass	5.985G	5.984937G	-10.5263	±20	1	-
5985MHz_TnomVmin	Pass	5.985G	5.984943G	-9.5238	±20	2	-
5985MHz_TnomVmax	Pass	5.985G	5.984928G	-12.0301	±20	1	-
5985MHz_TnomVmax	Pass	5.985G	5.984901G	-16.5414	±20	2	-
6145MHz_TnomVnom	Pass	6.145G	6.14494G	-9.764	±20	1	-
6145MHz_TnomVnom	Pass	6.145G	6.145024G	3.9056	±20	2	-
6145MHz_TnomVmin	Pass	6.145G	6.144949G	-8.2994	±20	1	-
6145MHz_TnomVmin	Pass	6.145G	6.144961G	-6.3466	±20	2	-
6145MHz_TnomVmax	Pass	6.145G	6.144907G	-15.1343	±20	1	-
6145MHz_TnomVmax	Pass	6.145G	6.144967G	-5.3702	±20	2	-
6385MHz_TnomVnom	Pass	6.385G	6.384907G	-14.5654	±20	1	-
6385MHz_TnomVnom	Pass	6.385G	6.384931G	-10.8066	±20	2	-
6385MHz_TnomVmin	Pass	6.385G	6.384922G	-12.2161	±20	1	-
6385MHz_TnomVmin	Pass	6.385G	6.384943G	-8.9272	±20	2	-
6385MHz_TnomVmax	Pass	6.385G	6.384922G	-12.2161	±20	1	-



Frequency Tolerance

Appendix B.

Mode	Result	Ch (Hz)	Center (Hz)	ppm	Limit (ppm)	Port	Remark
6385MHz_TnomVmax	Pass	6.385G	6.384901G	-15.5051	±20	2	-

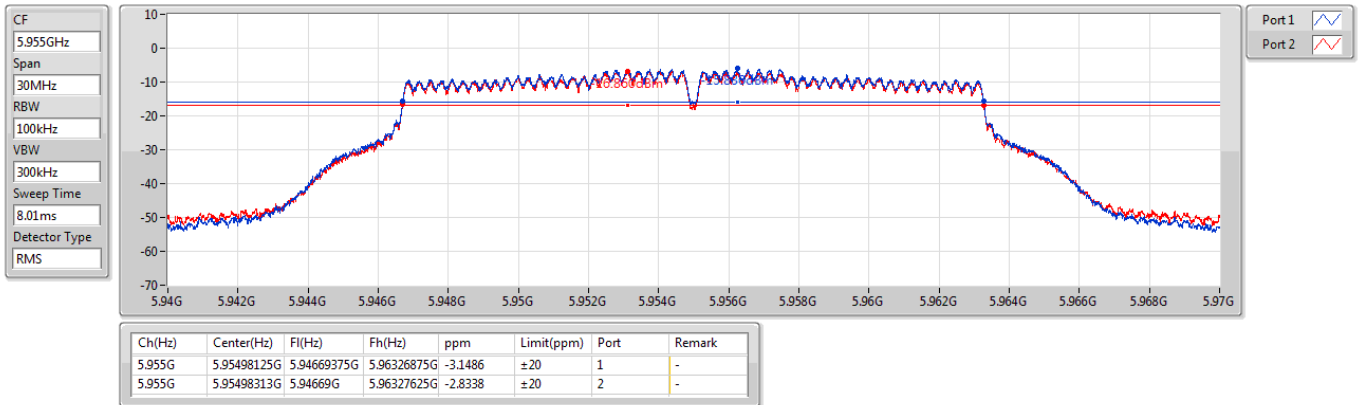


5.925-6.425GHz_802.11a_Nss1,(MCS0)_2TX

Freq. Stability

5955MHz_TnomVnom

09/08/2023

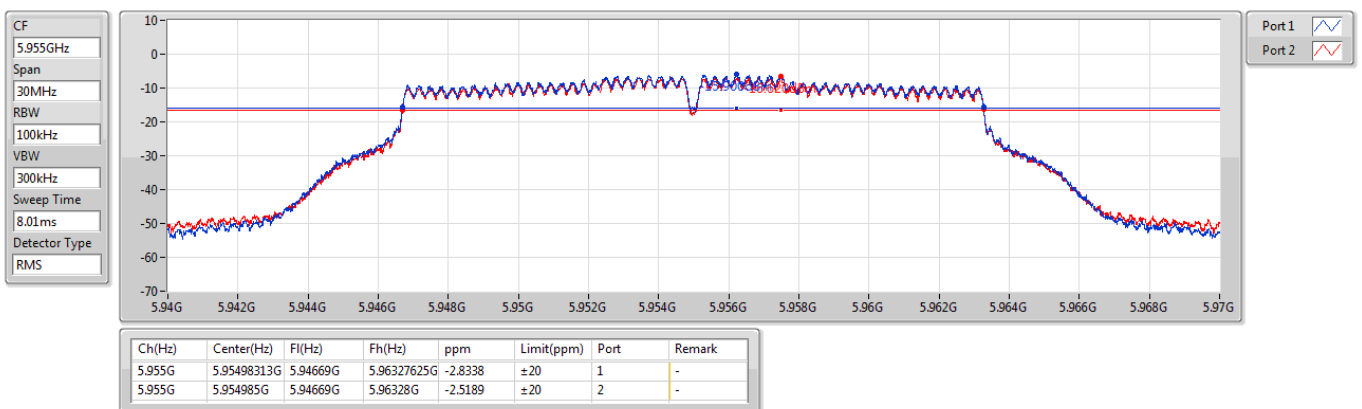


5.925-6.425GHz_802.11a_Nss1,(MCS0)_2TX

Freq. Stability

5955MHz_TnomVmin

09/08/2023



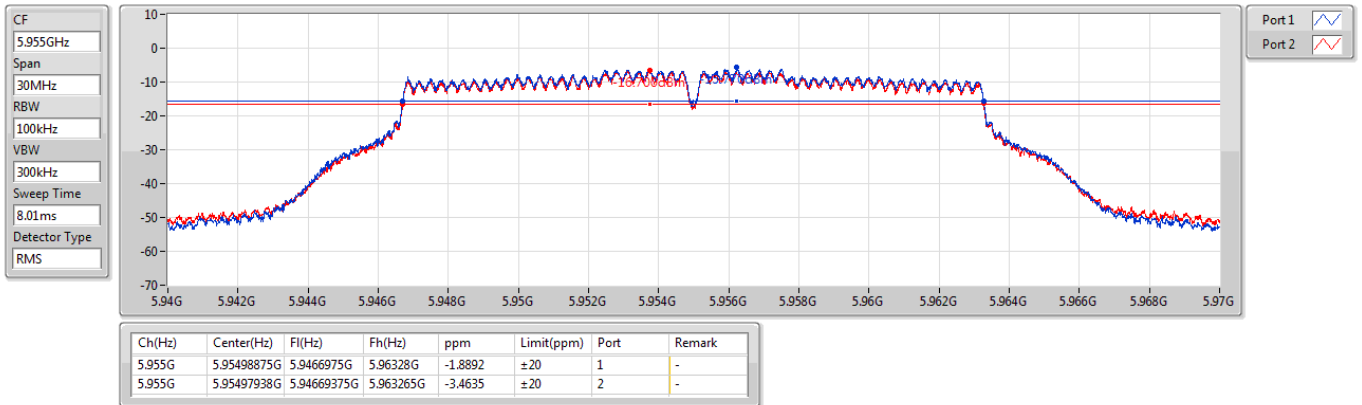


5.925-6.425GHz_802.11a_Nss1,(MCS0)_2TX

Freq. Stability

5955MHz_TnomVmax

09/08/2023

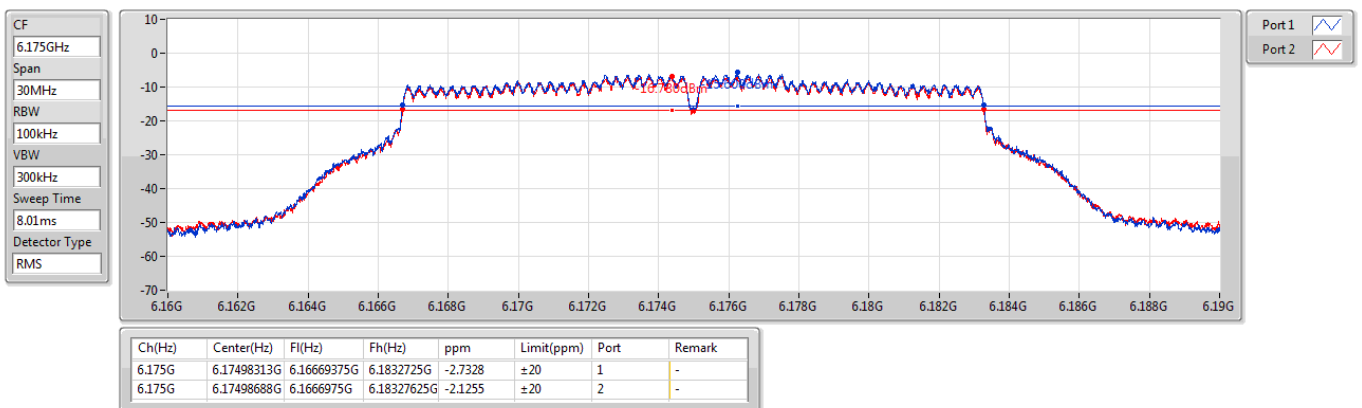


5.925-6.425GHz_802.11a_Nss1,(MCS0)_2TX

Freq. Stability

6175MHz_TnomVnom

09/08/2023



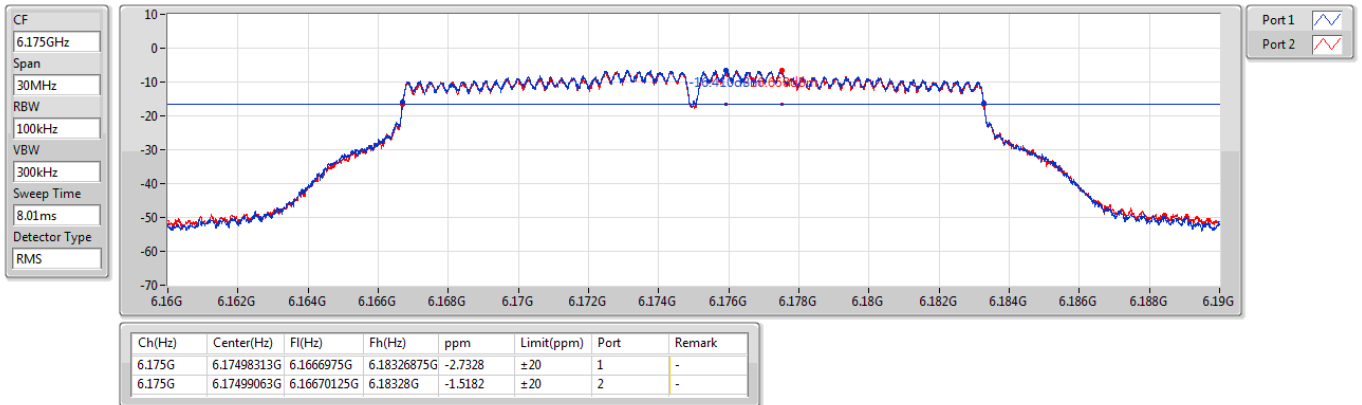


5.925-6.425GHz_802.11a_Nss1,(MCS0)_2TX

Freq. Stability

6175MHz_TnomVmin

09/08/2023

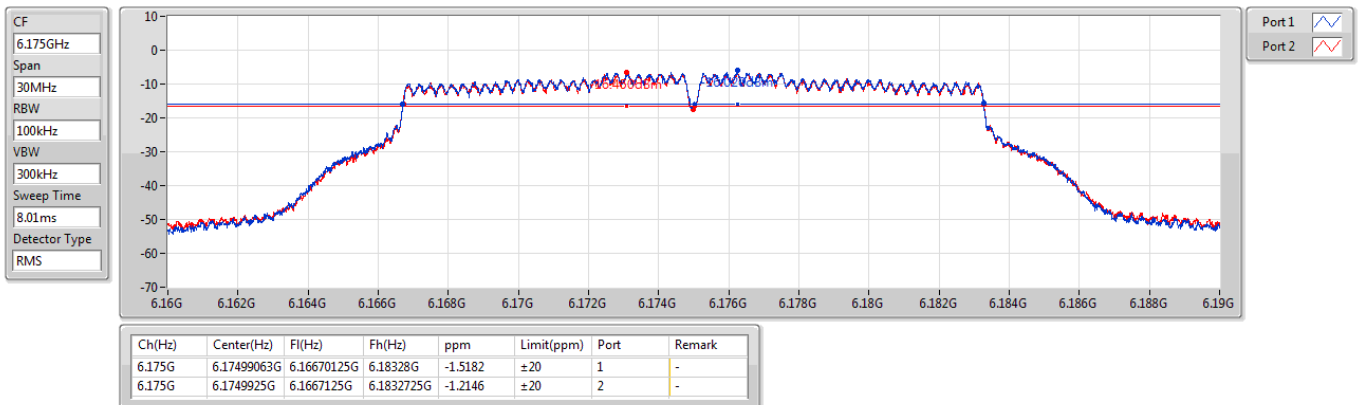


5.925-6.425GHz_802.11a_Nss1,(MCS0)_2TX

Freq. Stability

6175MHz_TnomVmax

09/08/2023



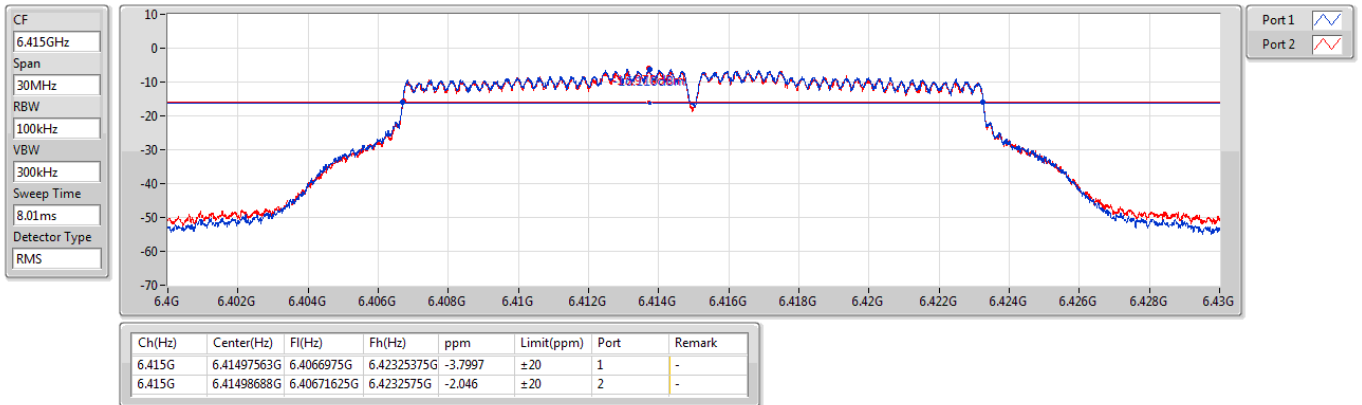


5.925-6.425GHz_802.11a_Nss1,(MCS0)_2TX

Freq. Stability

6415MHz_TnomVnom

09/08/2023

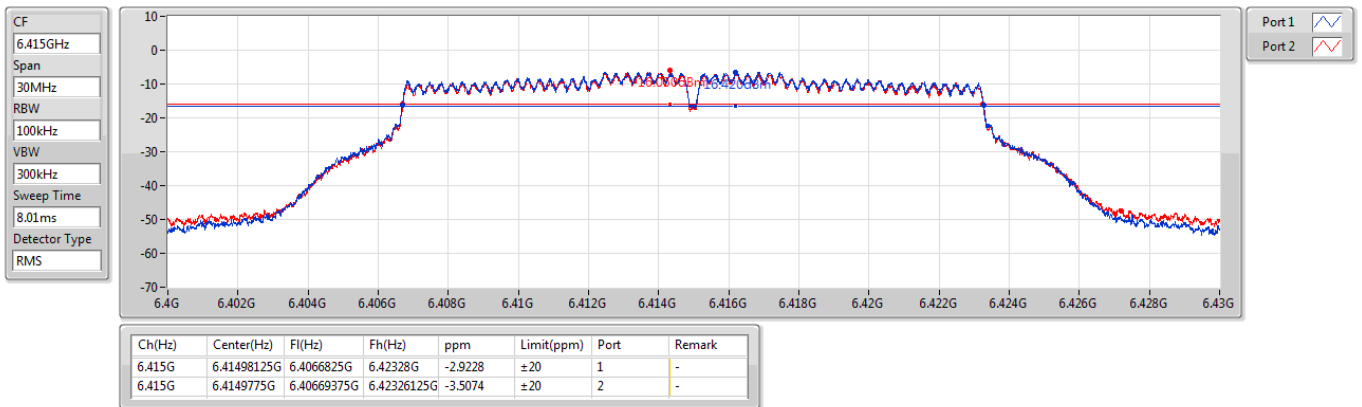


5.925-6.425GHz_802.11a_Nss1,(MCS0)_2TX

Freq. Stability

6415MHz_TnomVmin

09/08/2023



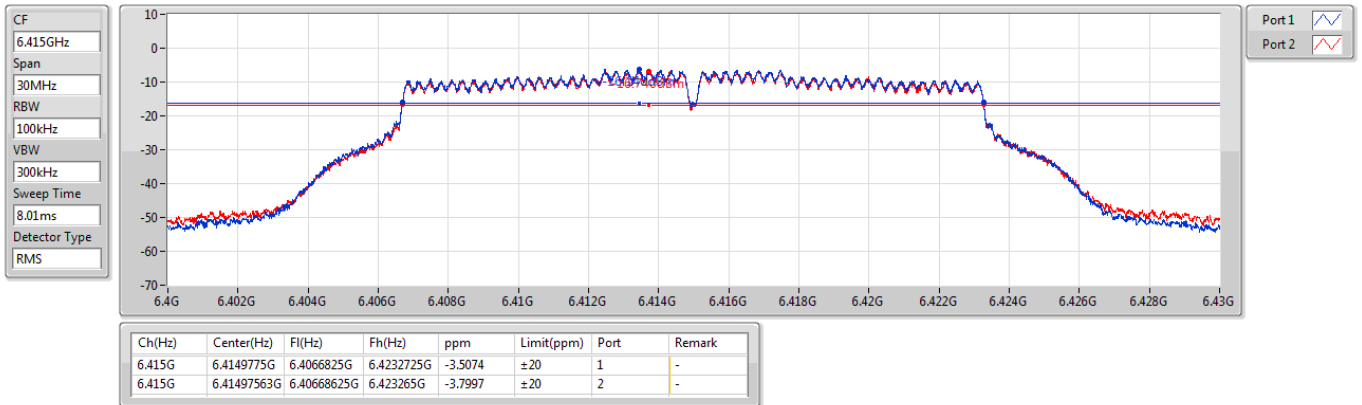


5.925-6.425GHz_802.11a_Nss1,(MCS0)_2TX

Freq. Stability

6415MHz_TnomVmax

09/08/2023



5.925-6.425GHz_ax20_OFDMA_20MHz_Nss1,(MCS0)_2TX

Freq. Stability

5955MHz_TnomVnom

09/08/2023





5.925-6.425GHz_ax20_OFDMA_20MHz_Nss1,(MCS0)_2TX

Freq. Stability

5955MHz_TnomVmin

09/08/2023



5.925-6.425GHz_ax20_OFDMA_20MHz_Nss1,(MCS0)_2TX

Freq. Stability

5955MHz_TnomVmax

09/08/2023



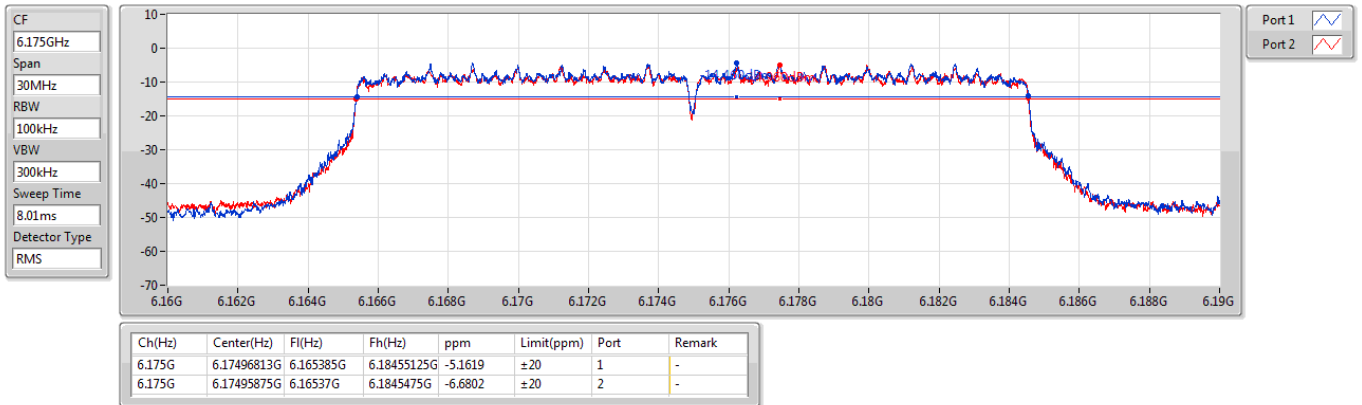


5.925-6.425GHz_ax20_OFDMA_20MHz_Nss1,(MCS0)_2TX

Freq. Stability

6175MHz_TnomVnom

09/08/2023

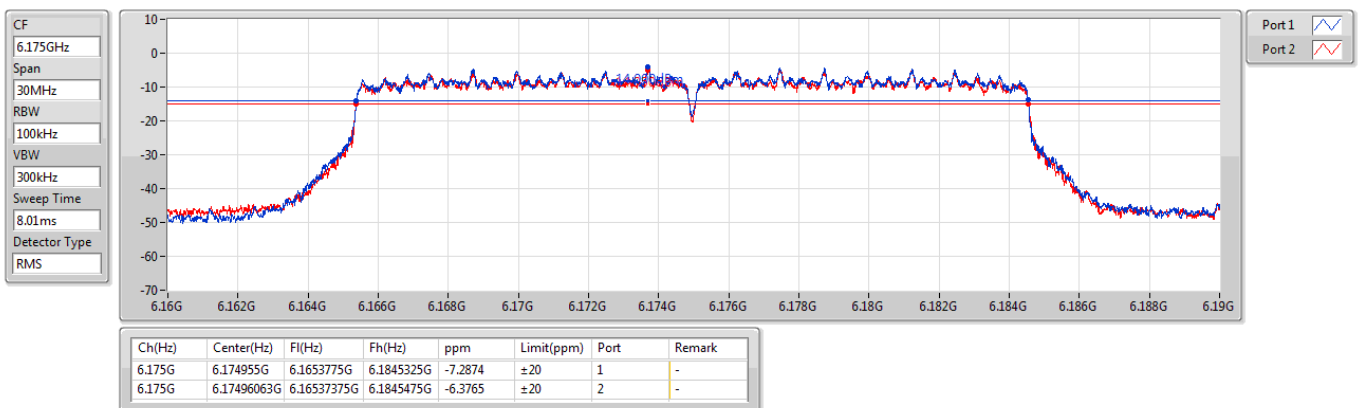


5.925-6.425GHz_ax20_OFDMA_20MHz_Nss1,(MCS0)_2TX

Freq. Stability

6175MHz_TnomVmin

09/08/2023



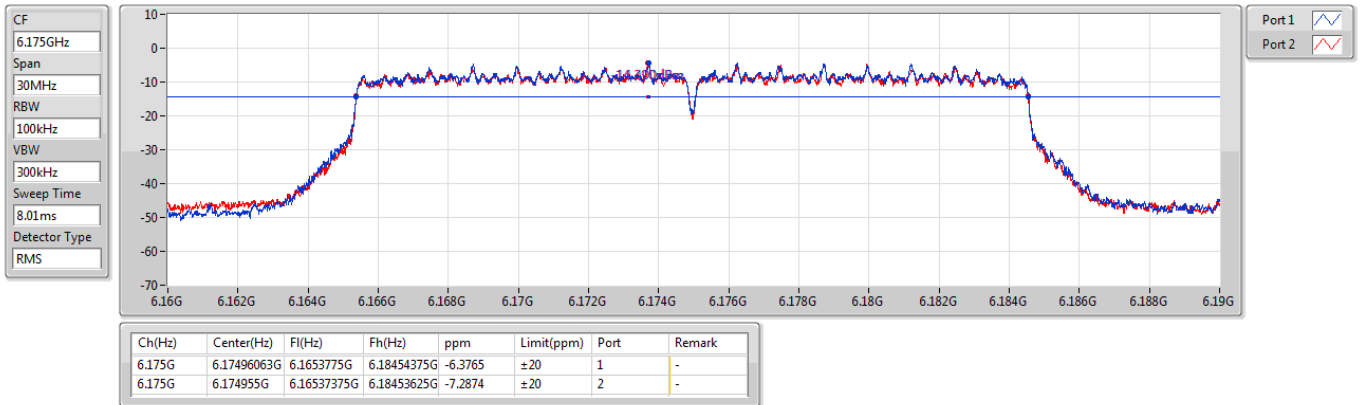


5.925-6.425GHz_ax20_OFDMA_20MHz_Nss1,(MCS0)_2TX

Freq. Stability

6175MHz_TnomVmax

09/08/2023

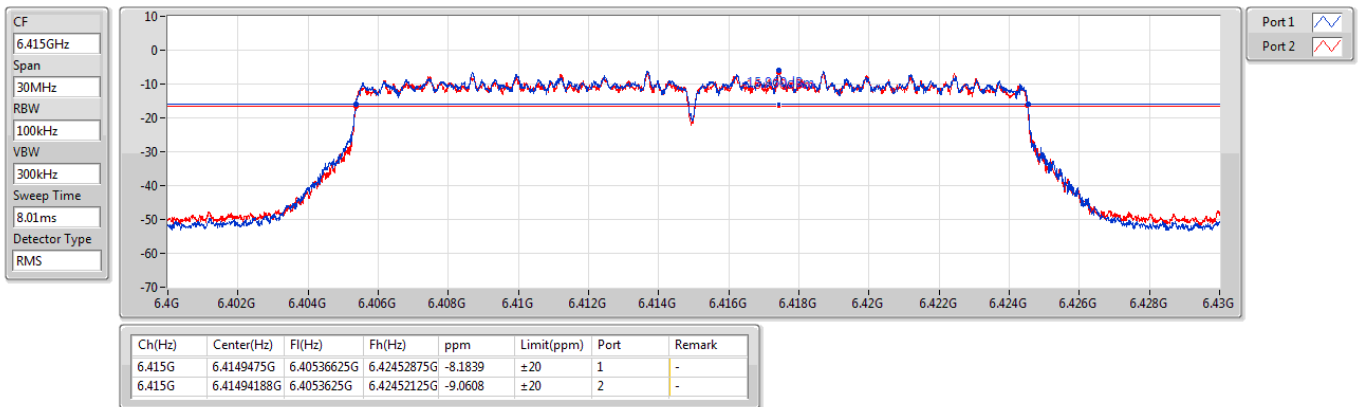


5.925-6.425GHz_ax20_OFDMA_20MHz_Nss1,(MCS0)_2TX

Freq. Stability

6415MHz_TnomVnom

09/08/2023



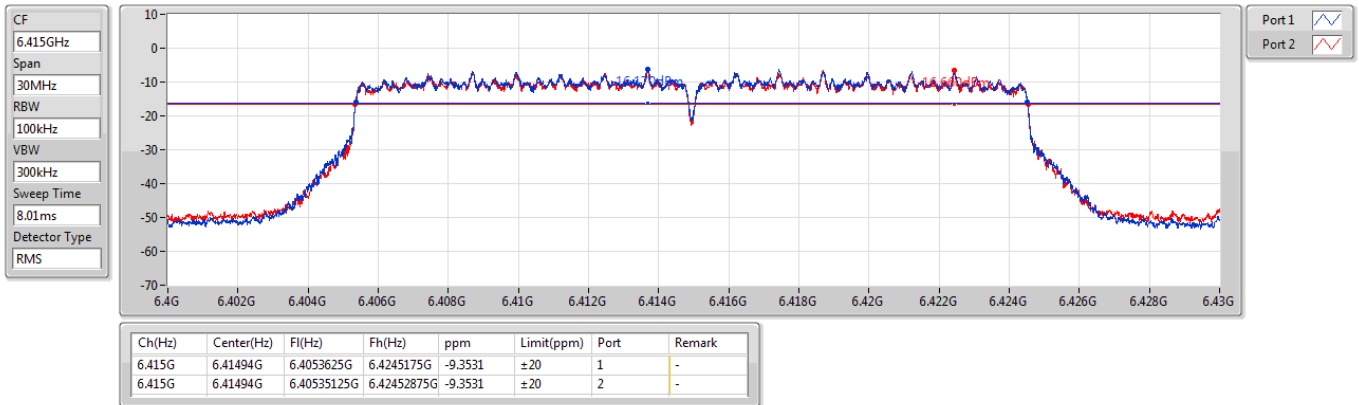


5.925-6.425GHz_ax20_OFDMA_20MHz_Nss1,(MCS0)_2TX

Freq. Stability

6415MHz_TnomVmin

09/08/2023

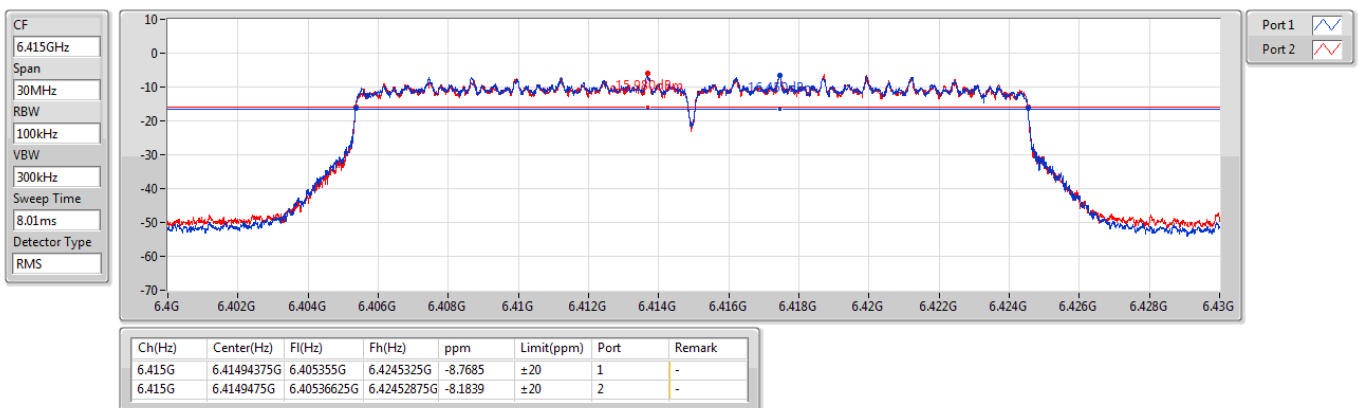


5.925-6.425GHz_ax20_OFDMA_20MHz_Nss1,(MCS0)_2TX

Freq. Stability

6415MHz_TnomVmax

09/08/2023



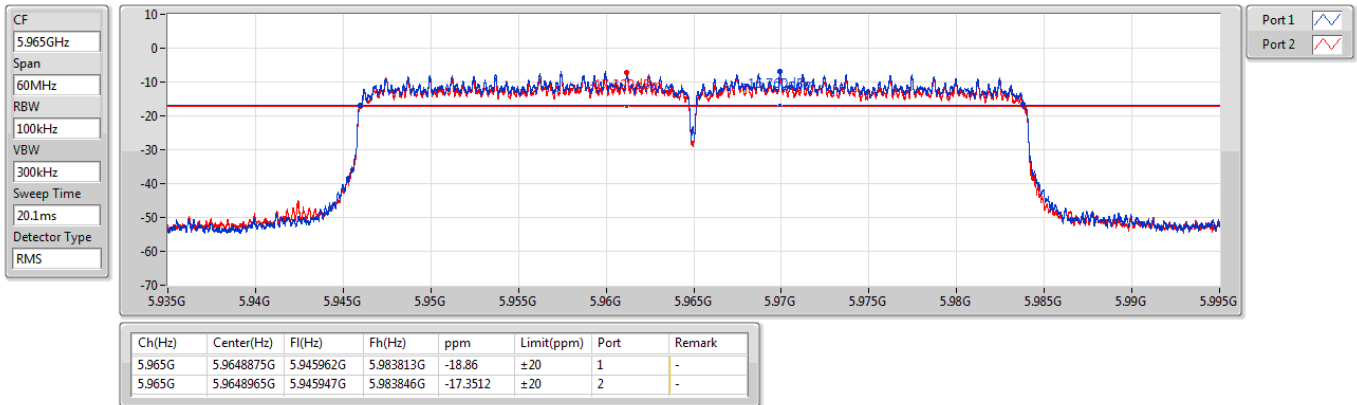


5.925-6.425GHz_ax40_OFDMA_40MHz_Nss1,(MCS0)_2TX

Freq. Stability

5965MHz_TnomVnom

09/08/2023

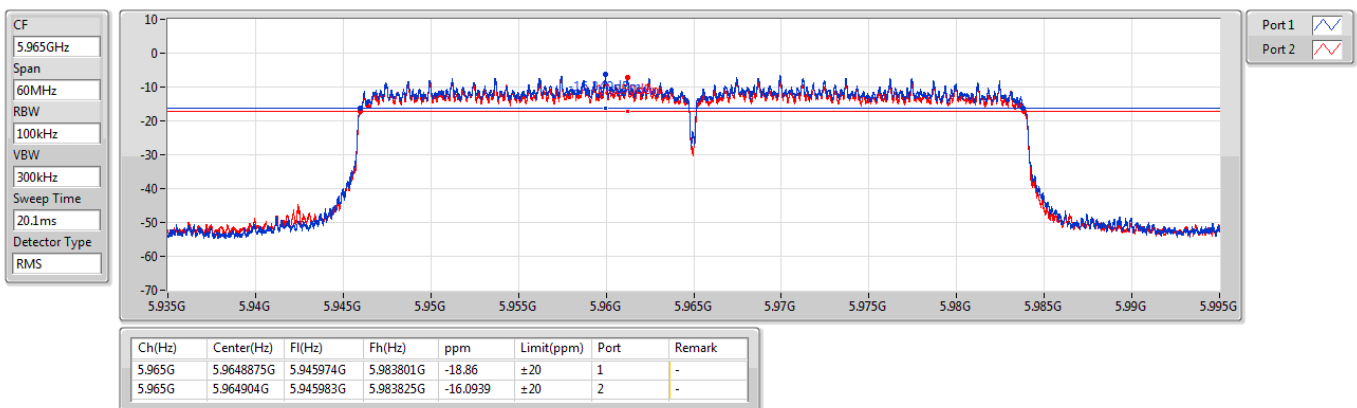


5.925-6.425GHz_ax40_OFDMA_40MHz_Nss1,(MCS0)_2TX

Freq. Stability

5965MHz_TnomVmin

09/08/2023





5.925-6.425GHz_ax40_OFDMA_40MHz_Nss1,(MCS0)_2TX

Freq. Stability

5965MHz_TnomVmax

09/08/2023

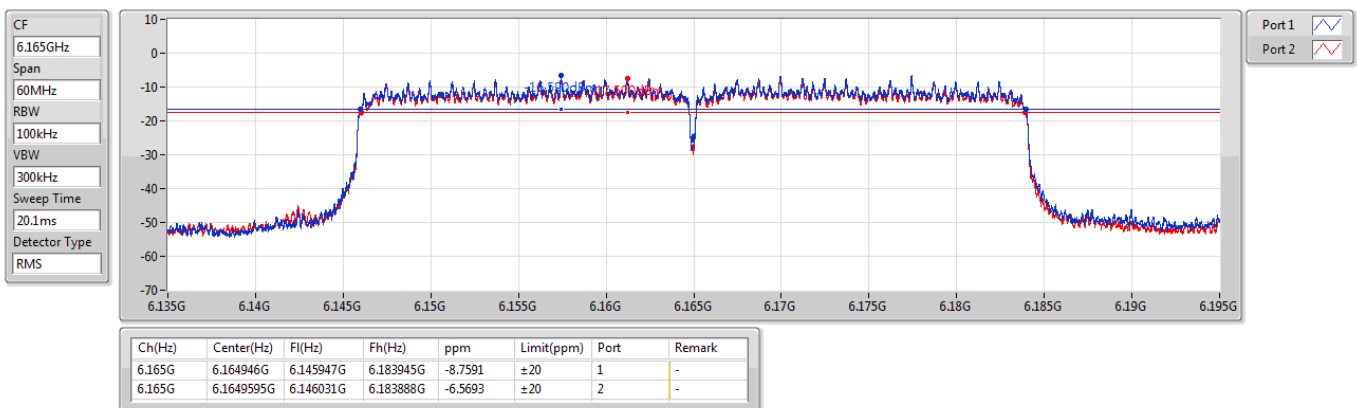


5.925-6.425GHz_ax40_OFDMA_40MHz_Nss1,(MCS0)_2TX

Freq. Stability

6165MHz_TnomVnom

09/08/2023



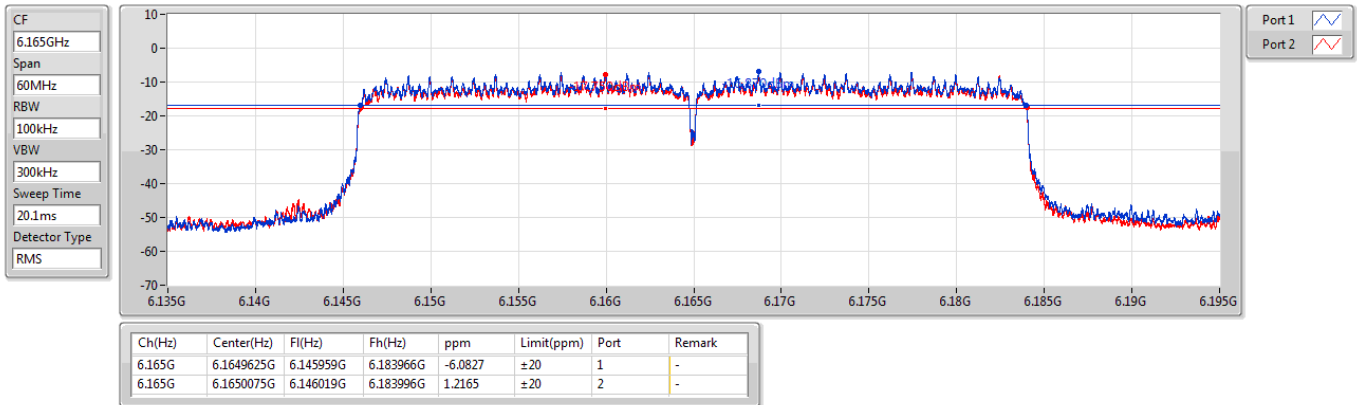


5.925-6.425GHz_ax40_OFDMA_40MHz_Nss1,(MCS0)_2TX

Freq. Stability

6165MHz_TnomVmin

09/08/2023

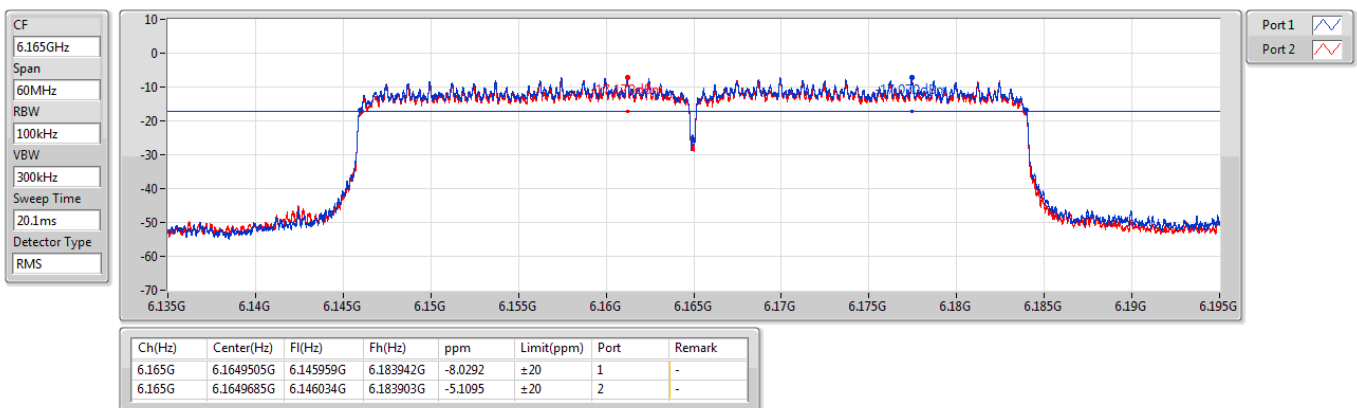


5.925-6.425GHz_ax40_OFDMA_40MHz_Nss1,(MCS0)_2TX

Freq. Stability

6165MHz_TnomVmax

09/08/2023





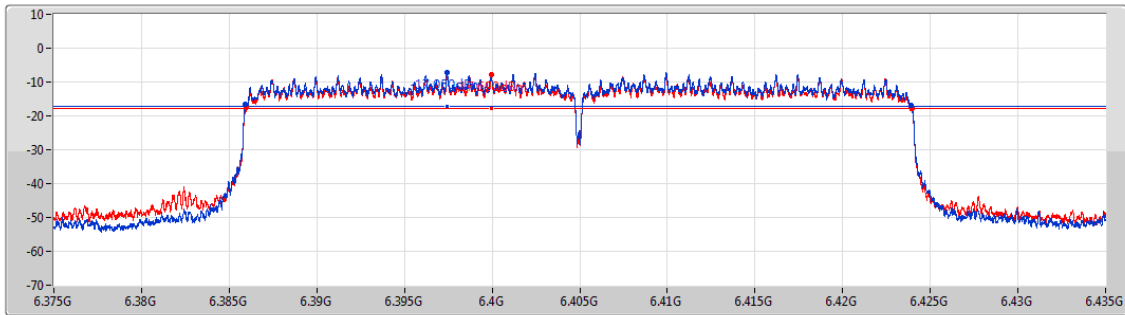
5.925-6.425GHz_ax40_OFDMA_40MHz_Nss1,(MCS0)_2TX

Freq. Stability

6405MHz_TnomVnom

09/08/2023

CF
6.405GHz
Span
60MHz
RBW
100kHz
VBW
300kHz
Sweep Time
20.1ms
Detector Type
RMS



Ch(Hz)	Center(Hz)	Fl(Hz)	Fh(Hz)	ppm	Limit(ppm)	Port	Remark
6.405G	6.404925G	6.385932G	6.423918G	-11.7096	±20	1	-
6.405G	6.404952G	6.385965G	6.423939G	-7.4941	±20	2	-

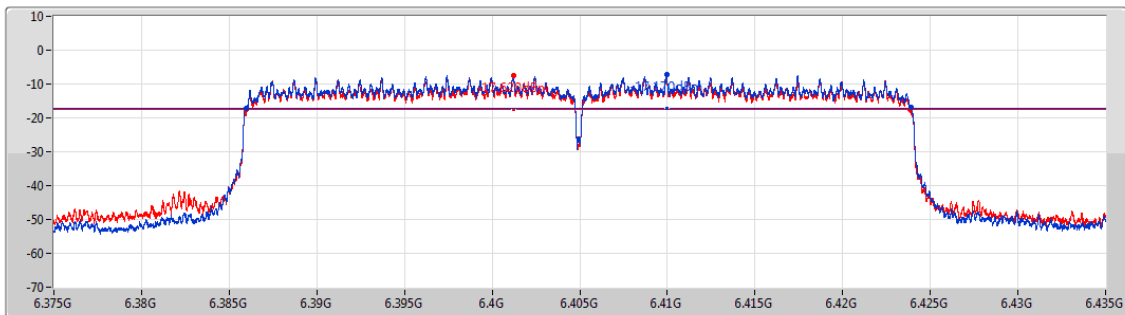
5.925-6.425GHz_ax40_OFDMA_40MHz_Nss1,(MCS0)_2TX

Freq. Stability

6405MHz_TnomVmin

09/08/2023

CF
6.405GHz
Span
60MHz
RBW
100kHz
VBW
300kHz
Sweep Time
20.1ms
Detector Type
RMS



Ch(Hz)	Center(Hz)	Fl(Hz)	Fh(Hz)	ppm	Limit(ppm)	Port	Remark
6.405G	6.404922G	6.385968G	6.423876G	-12.178	±20	1	-
6.405G	6.4049055G	6.385995G	6.423816G	-14.7541	±20	2	-

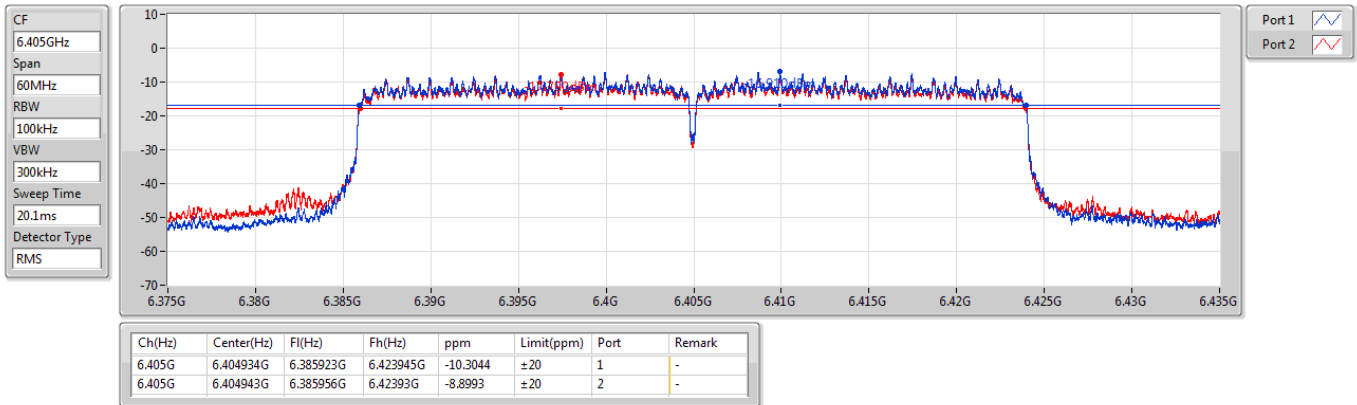


5.925-6.425GHz_ax40_OFDMA_40MHz_Nss1,(MCS0)_2TX

Freq. Stability

6405MHz_TnomVmax

09/08/2023

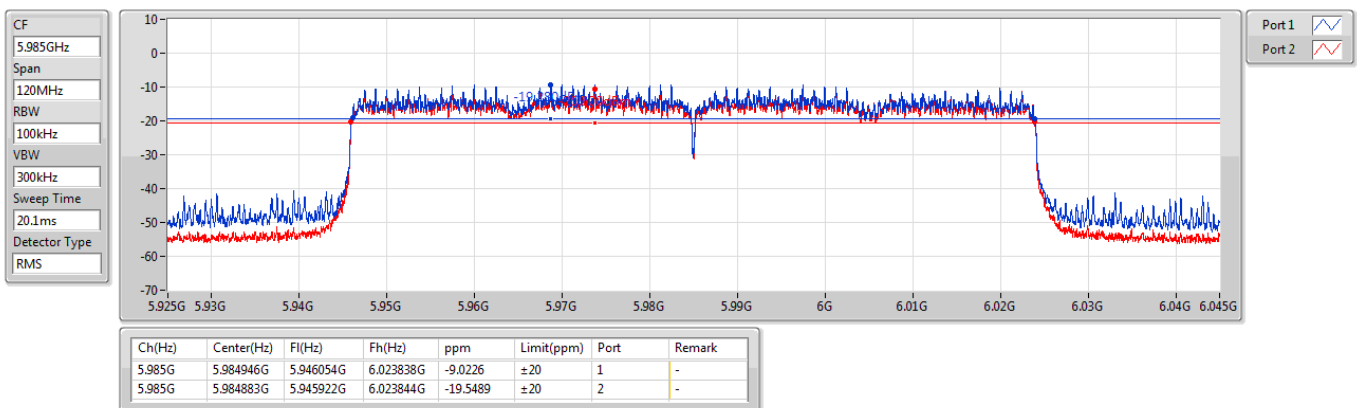


5.925-6.425GHz_ax80_OFDMA_80MHz_Nss1,(MCS0)_2TX

Freq. Stability

5985MHz_TnomVnom

09/08/2023



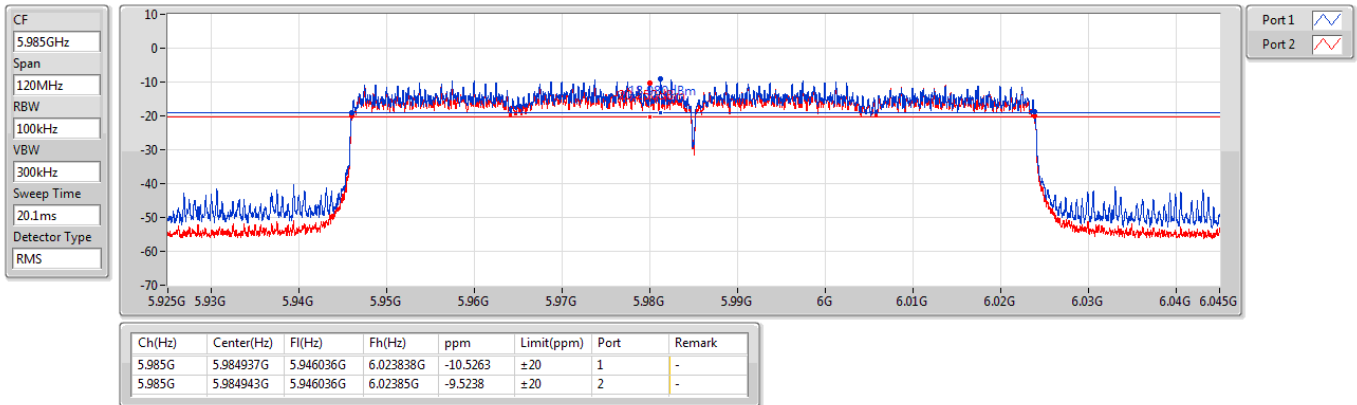


5.925-6.425GHz_ax80_OFDMA_80MHz_Nss1,(MCS0)_2TX

Freq. Stability

5985MHz_TnomVmin

09/08/2023

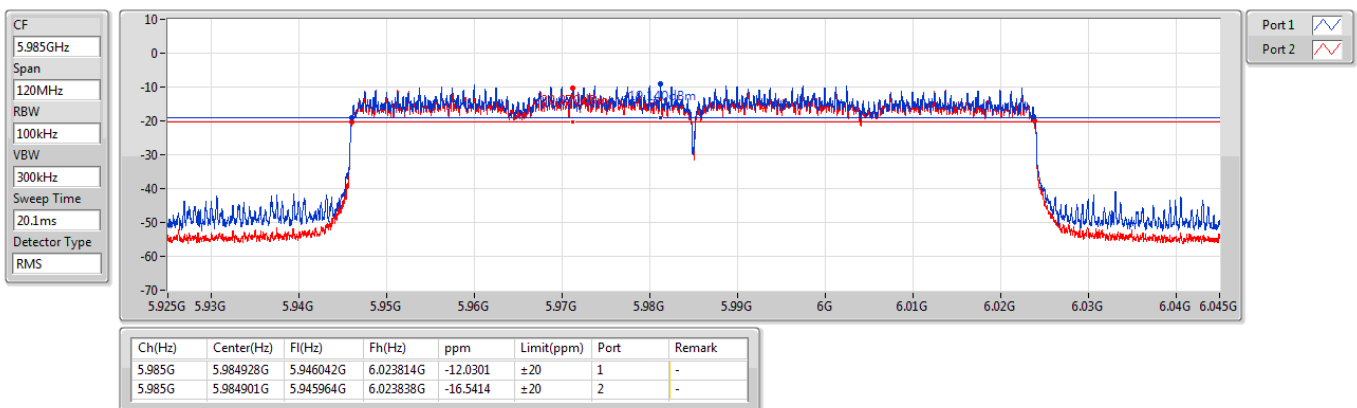


5.925-6.425GHz_ax80_OFDMA_80MHz_Nss1,(MCS0)_2TX

Freq. Stability

5985MHz_TnomVmax

09/08/2023



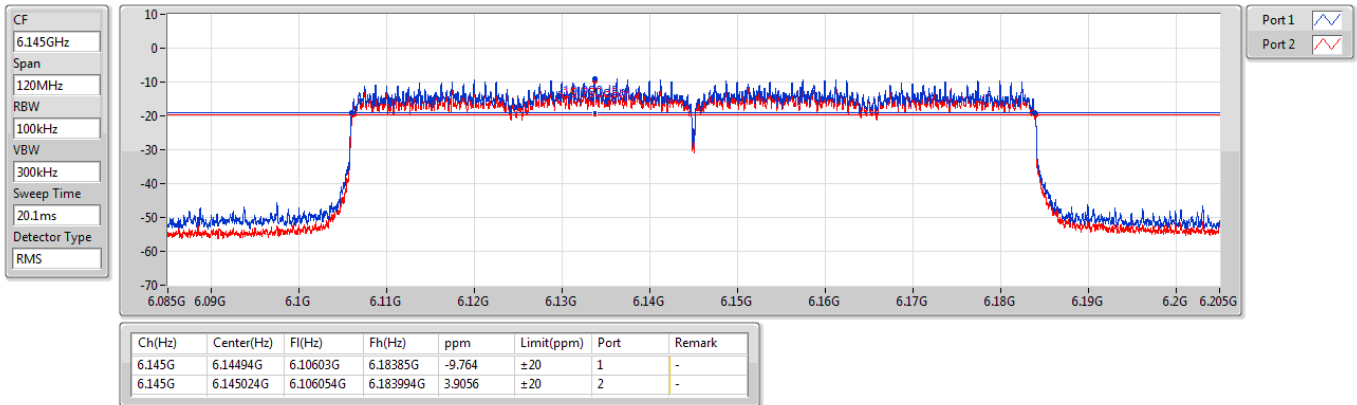


5.925-6.425GHz_ax80_OFDMA_80MHz_Nss1,(MCS0)_2TX

Freq. Stability

6145MHz_TnomVnom

09/08/2023

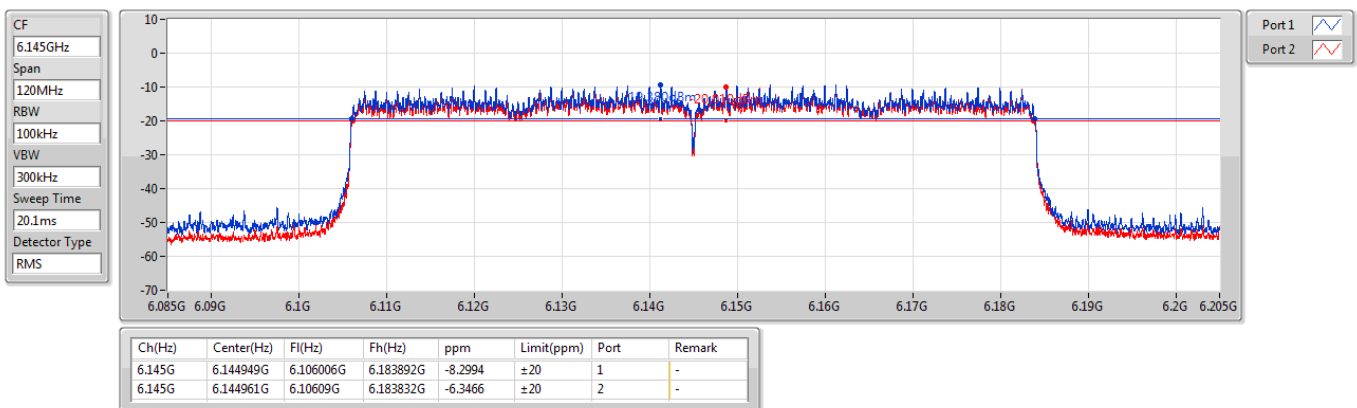


5.925-6.425GHz_ax80_OFDMA_80MHz_Nss1,(MCS0)_2TX

Freq. Stability

6145MHz_TnomVmin

09/08/2023



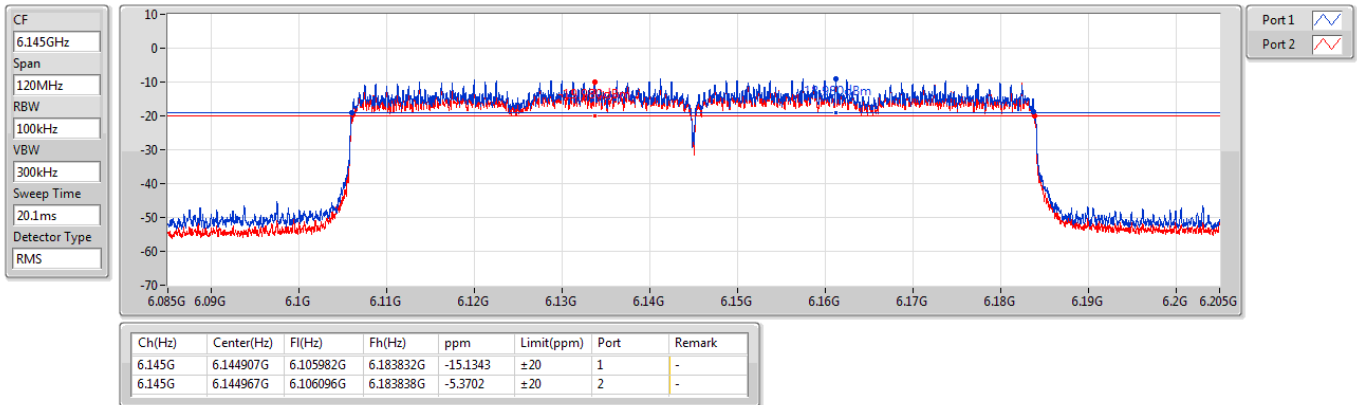


5.925-6.425GHz_ax80_OFDMA_80MHz_Nss1,(MCS0)_2TX

Freq. Stability

6145MHz_TnomVmax

09/08/2023

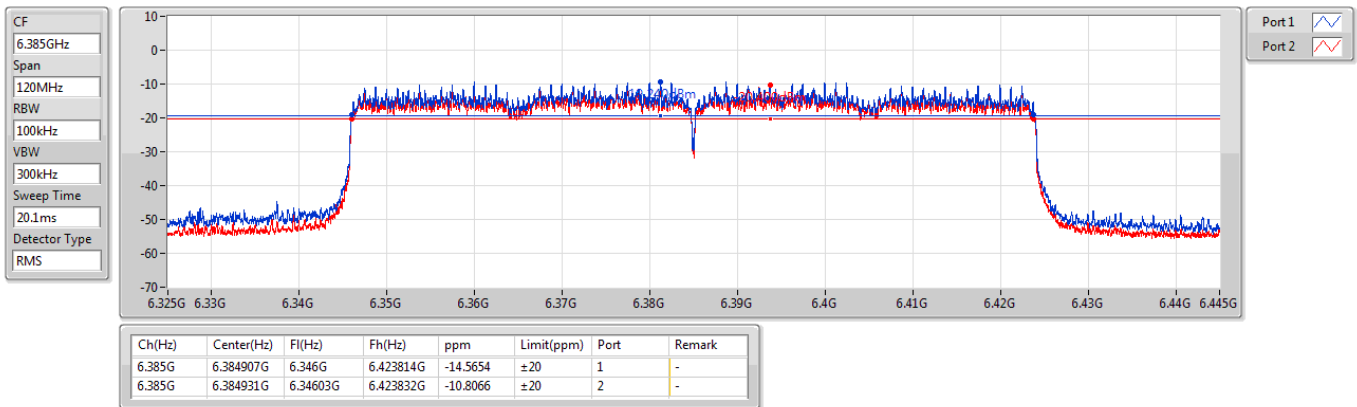


5.925-6.425GHz_ax80_OFDMA_80MHz_Nss1,(MCS0)_2TX

Freq. Stability

6385MHz_TnomVnom

09/08/2023



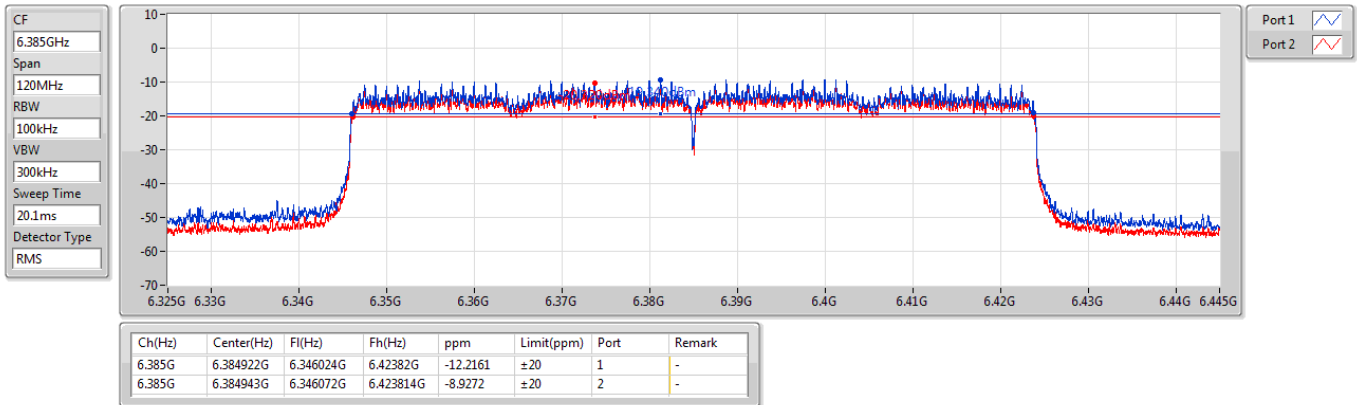


5.925-6.425GHz_ax80_OFDMA_80MHz_Nss1,(MCS0)_2TX

Freq. Stability

6385MHz_TnomVmin

09/08/2023

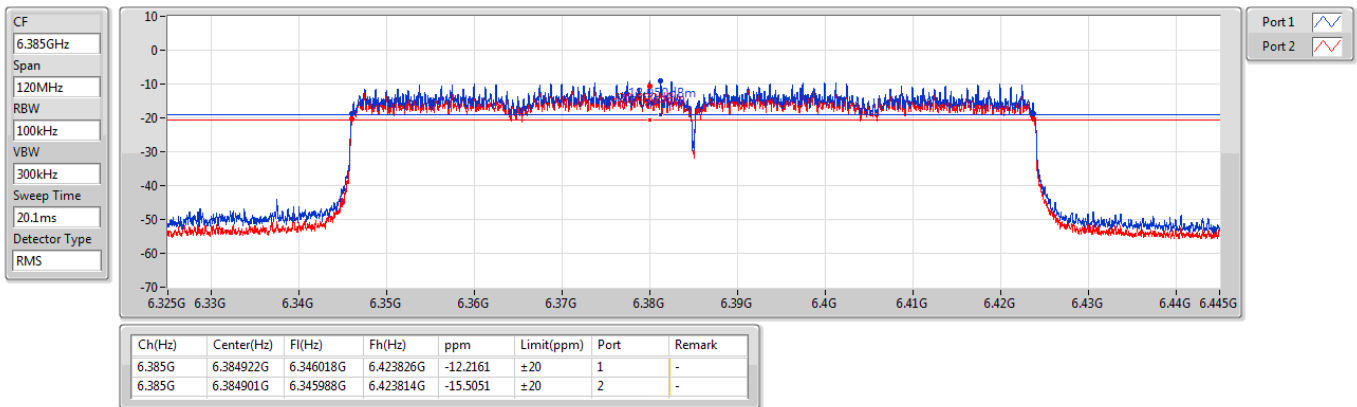


5.925-6.425GHz_ax80_OFDMA_80MHz_Nss1,(MCS0)_2TX

Freq. Stability

6385MHz_TnomVmax

09/08/2023



Summary

Mode	Max-OBW (Hz)	ITU-Code	Min-OBW (Hz)
5.925-6.425GHz	-	-	-
802.11a_Nss1,(MCS0)_2TX	16.608M	16M6D1D	16.568M
ax20_OFDMA_20MHz_Nss1,(MCS0)_2TX	19.074M	19M1D1D	19.02M
ax40_OFDMA_40MHz_Nss1,(MCS0)_2TX	37.561M	37M6D1D	37.481M
ax80_OFDMA_80MHz_Nss1,(MCS0)_2TX	77.254M	77M3D1D	77.041M

Max-OBW = Maximum 99% occupied bandwidth; Min-OBW = Minimum 99% occupied bandwidth;

Result

Mode	Result	Limit (Hz)	P1-OBW (Hz)	P2-OBW (Hz)
802.11a_Nss1,(MCS0)_2TX	-	-	-	-
5955MHz_TnomVnom	Pass	20M	16.608M	16.581M
5955MHz_TnomVmin	Pass	20M	16.594M	16.581M
5955MHz_TnomVmax	Pass	20M	16.608M	16.581M
6175MHz_TnomVnom	Pass	20M	16.608M	16.594M
6175MHz_TnomVmin	Pass	20M	16.594M	16.581M
6175MHz_TnomVmax	Pass	20M	16.608M	16.568M
6415MHz_TnomVnom	Pass	20M	16.594M	16.581M
6415MHz_TnomVmin	Pass	20M	16.608M	16.581M
6415MHz_TnomVmax	Pass	20M	16.608M	16.568M
ax20_OFDMA_20MHz_Nss1,(MCS0)_2TX	-	-	-	-
5955MHz_TnomVnom	Pass	20M	19.047M	19.02M
5955MHz_TnomVmin	Pass	20M	19.047M	19.02M
5955MHz_TnomVmax	Pass	20M	19.074M	19.034M
6175MHz_TnomVnom	Pass	20M	19.074M	19.02M
6175MHz_TnomVmin	Pass	20M	19.074M	19.047M
6175MHz_TnomVmax	Pass	20M	19.047M	19.034M
6415MHz_TnomVnom	Pass	20M	19.034M	19.02M
6415MHz_TnomVmin	Pass	20M	19.047M	19.034M
6415MHz_TnomVmax	Pass	20M	19.034M	19.034M
ax40_OFDMA_40MHz_Nss1,(MCS0)_2TX	-	-	-	-
5965MHz_TnomVnom	Pass	40M	37.534M	37.507M
5965MHz_TnomVmin	Pass	40M	37.507M	37.481M
5965MHz_TnomVmax	Pass	40M	37.507M	37.534M
6165MHz_TnomVnom	Pass	40M	37.534M	37.561M
6165MHz_TnomVmin	Pass	40M	37.561M	37.561M
6165MHz_TnomVmax	Pass	40M	37.507M	37.507M
6405MHz_TnomVnom	Pass	40M	37.534M	37.561M
6405MHz_TnomVmin	Pass	40M	37.507M	37.561M
6405MHz_TnomVmax	Pass	40M	37.561M	37.561M
ax80_OFDMA_80MHz_Nss1,(MCS0)_2TX	-	-	-	-
5985MHz_TnomVnom	Pass	80M	77.201M	77.254M



Mode	Result	Limit (Hz)	P1-OBW (Hz)	P2-OBW (Hz)
5985MHz_TnomVmin	Pass	80M	77.201M	77.254M
5985MHz_TnomVmax	Pass	80M	77.201M	77.094M
6145MHz_TnomVnom	Pass	80M	77.254M	77.148M
6145MHz_TnomVmin	Pass	80M	77.094M	77.148M
6145MHz_TnomVmax	Pass	80M	77.254M	77.094M
6385MHz_TnomVnom	Pass	80M	77.094M	77.041M
6385MHz_TnomVmin	Pass	80M	77.148M	77.094M
6385MHz_TnomVmax	Pass	80M	77.094M	77.094M

P1-OBW = Port 1 99% occupied bandwidth; P2-OBW = Port 2 99% occupied bandwidth; Pn-OBW = Port n 99% occupied bandwidth

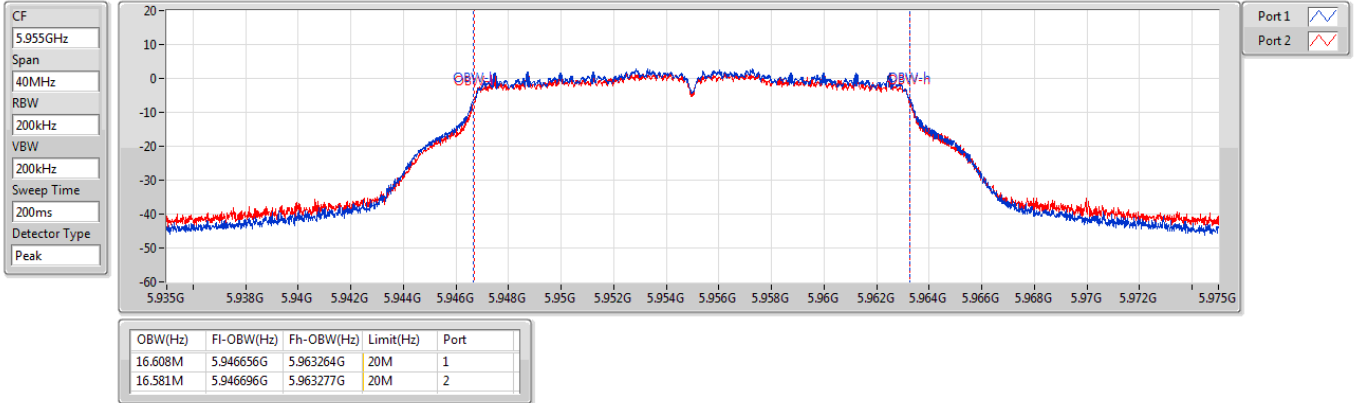


5.925-6.425GHz_802.11a_Nss1,(MCS0)_2TX

OBW

5955MHz_TnomVnom

09/08/2023

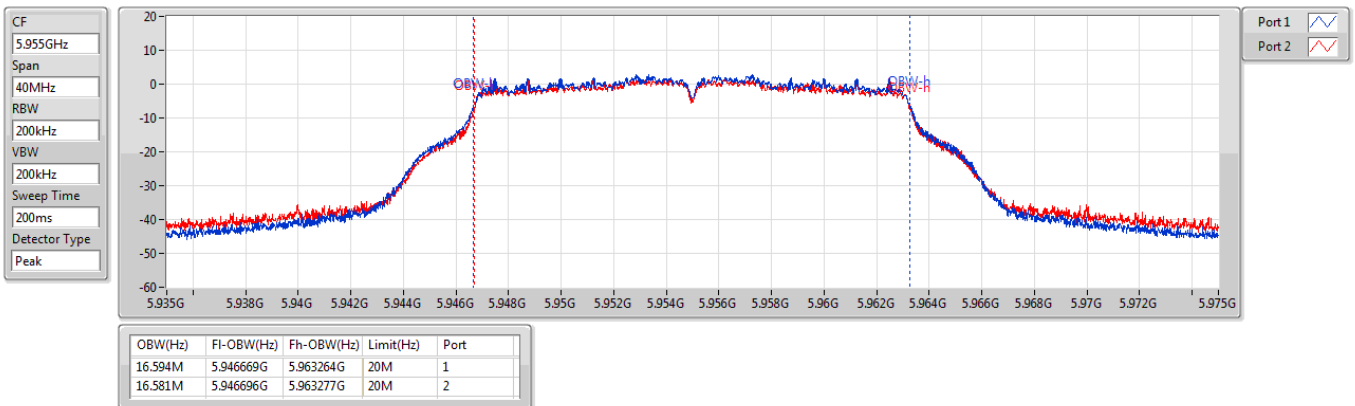


5.925-6.425GHz_802.11a_Nss1,(MCS0)_2TX

OBW

5955MHz_TnomVmin

09/08/2023



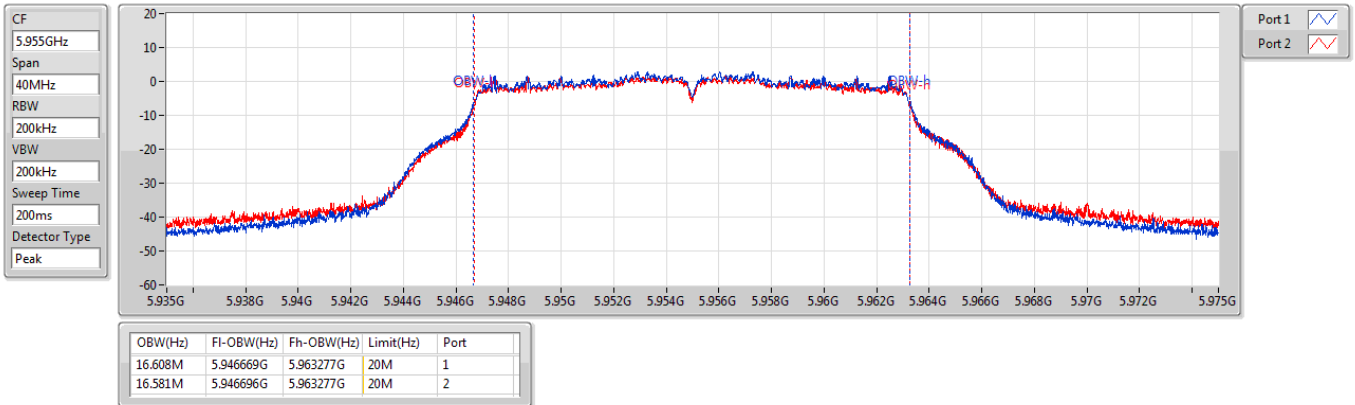


5.925-6.425GHz_802.11a_Nss1,(MCS0)_2TX

OBW

5955MHz_TnomVmax

09/08/2023

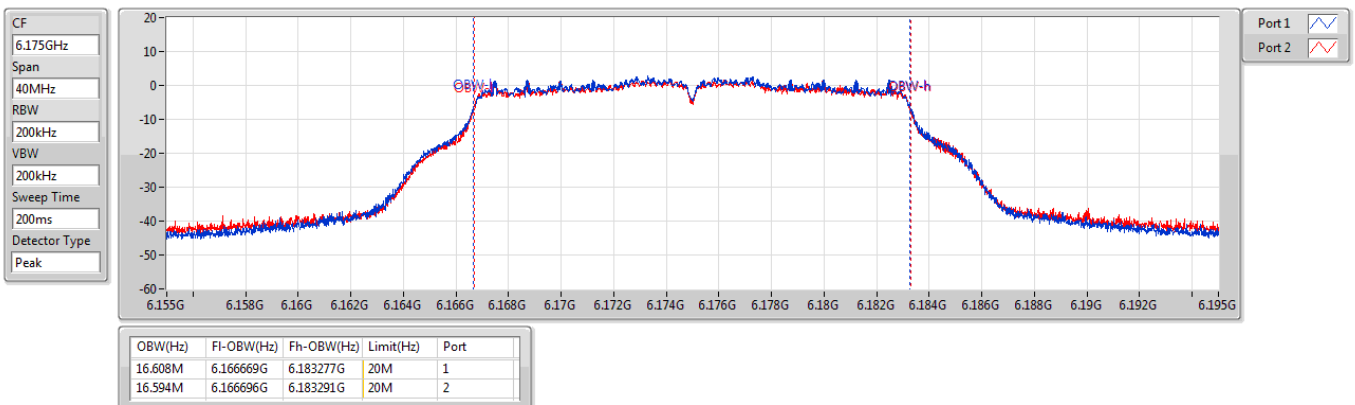


5.925-6.425GHz_802.11a_Nss1,(MCS0)_2TX

OBW

6175MHz_TnomVnom

09/08/2023





5.925-6.425GHz_802.11a_Nss1,(MCS0)_2TX

OBW

6175MHz_TnomVmin

09/08/2023

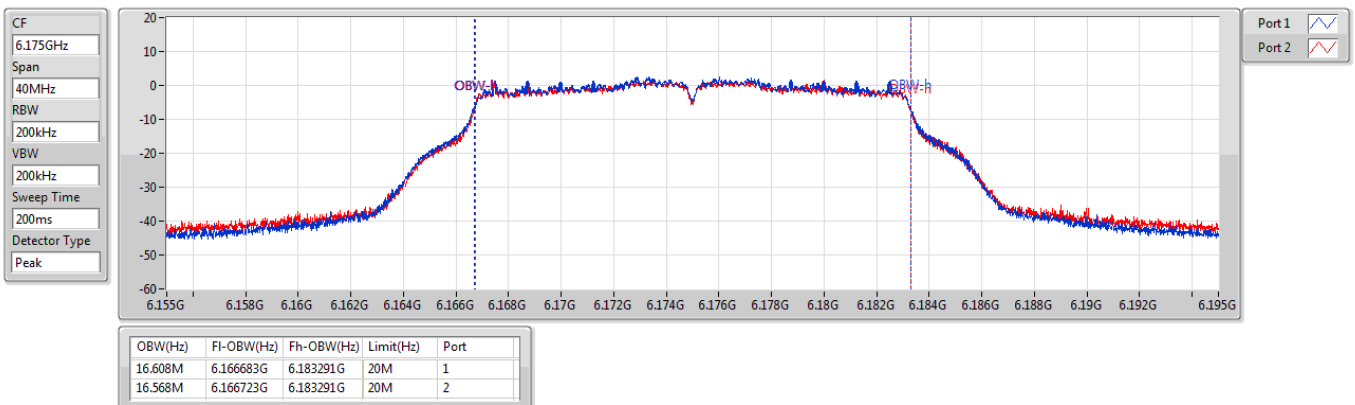


5.925-6.425GHz_802.11a_Nss1,(MCS0)_2TX

OBW

6175MHz_TnomVmax

09/08/2023



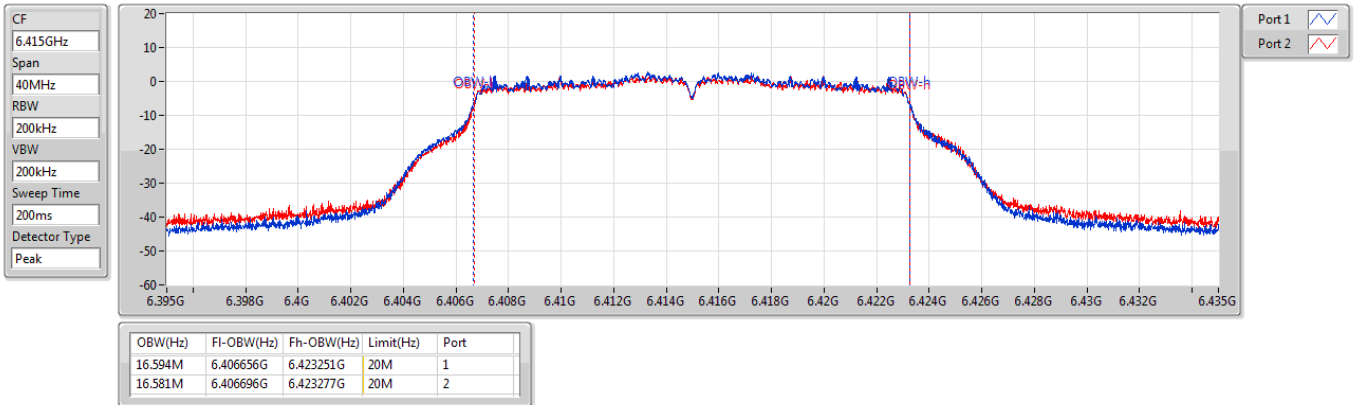


5.925-6.425GHz_802.11a_Nss1,(MCS0)_2TX

OBW

6415MHz_TnomVnom

09/08/2023

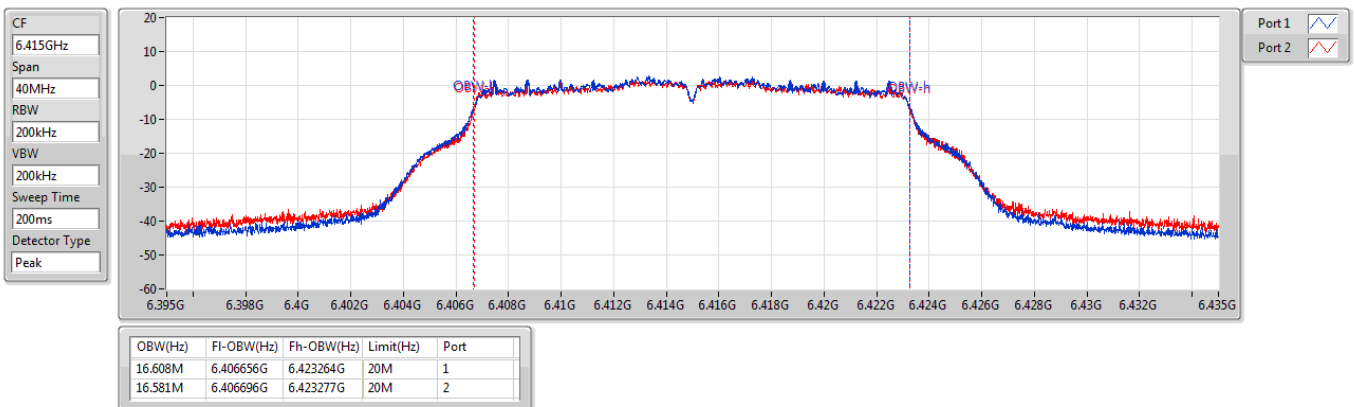


5.925-6.425GHz_802.11a_Nss1,(MCS0)_2TX

OBW

6415MHz_TnomVmin

09/08/2023



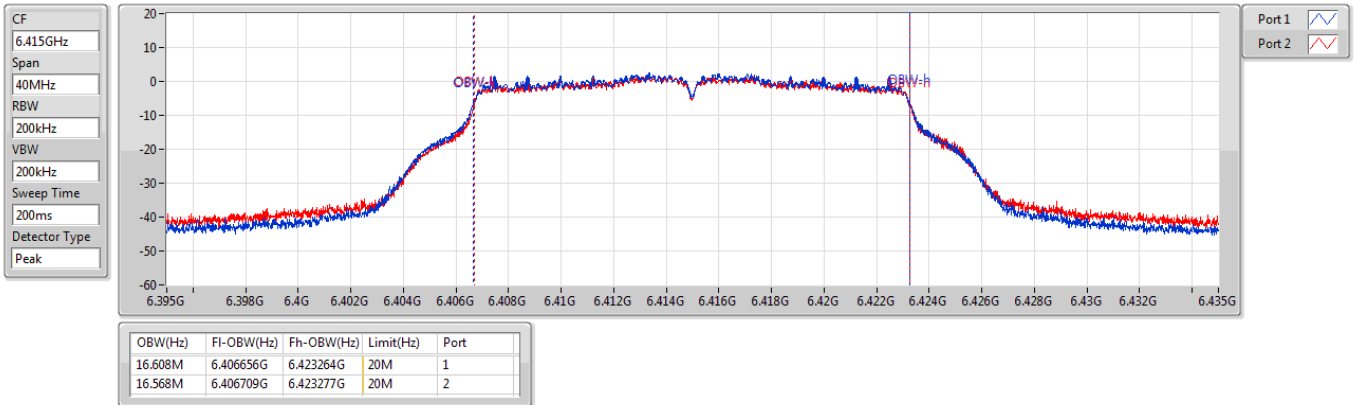


5.925-6.425GHz_802.11a_Nss1,(MCS0)_2TX

OBW

6415MHz_TnomVmax

09/08/2023

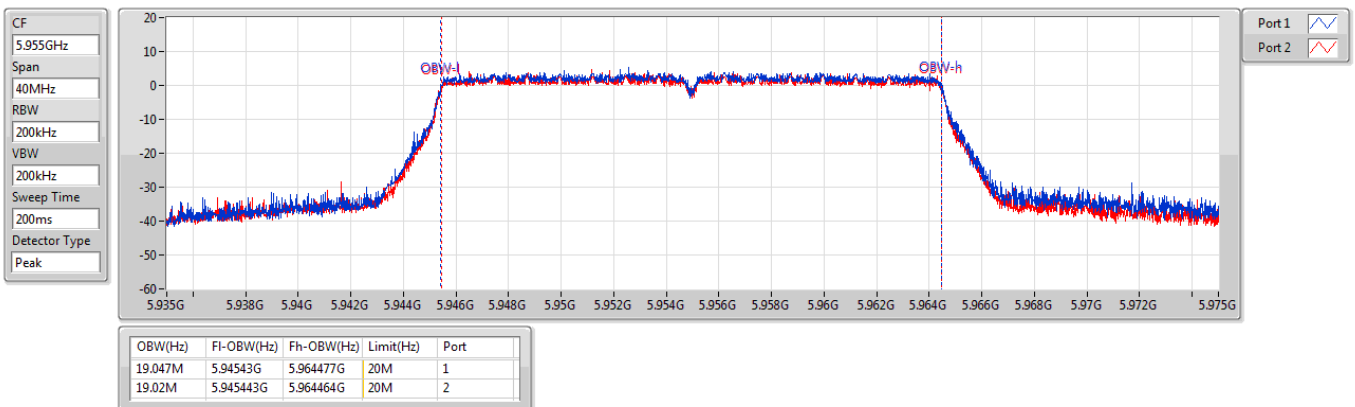


5.925-6.425GHz_ax20_OFDMA_20MHz_Nss1,(MCS0)_2TX

OBW

5955MHz_TnomVnom

09/08/2023



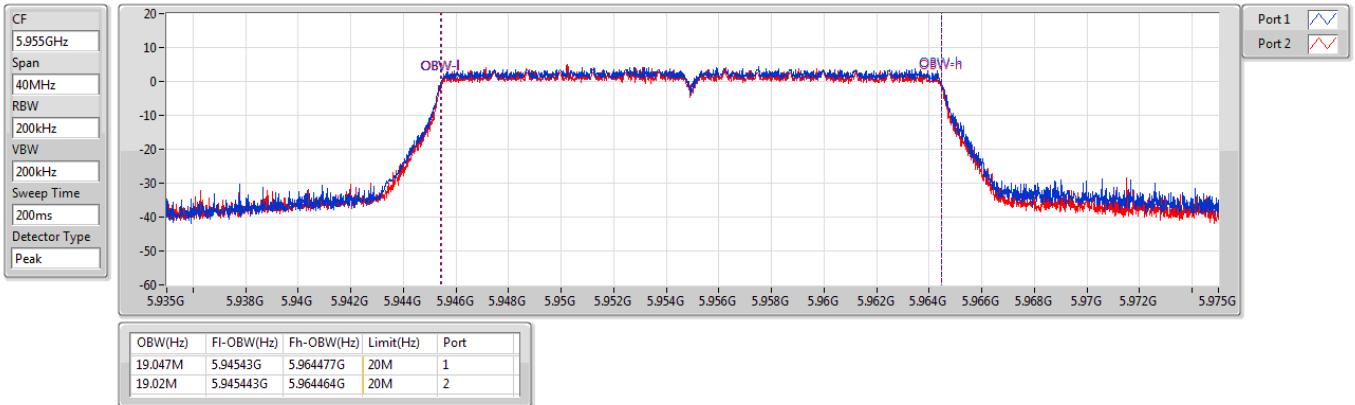


5.925-6.425GHz_ax20_OFDMA_20MHz_Nss1,(MCS0)_2TX

OBW

5955MHz_TnomVmin

09/08/2023



5.925-6.425GHz_ax20_OFDMA_20MHz_Nss1,(MCS0)_2TX

OBW

5955MHz_TnomVmax

09/08/2023

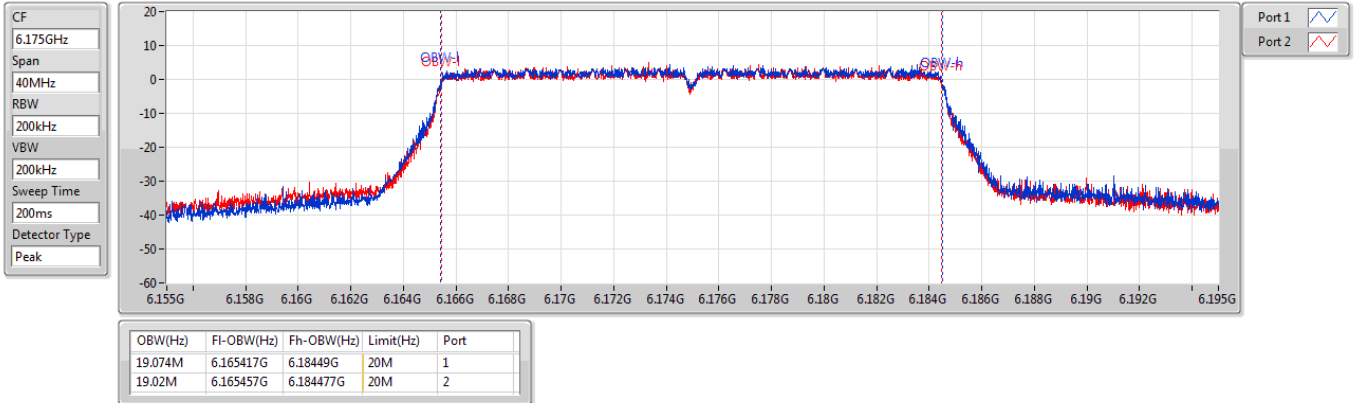


5.925-6.425GHz_ax20_OFDMA_20MHz_Nss1,(MCS0)_2TX

OBW

6175MHz_TnomVnom

09/08/2023

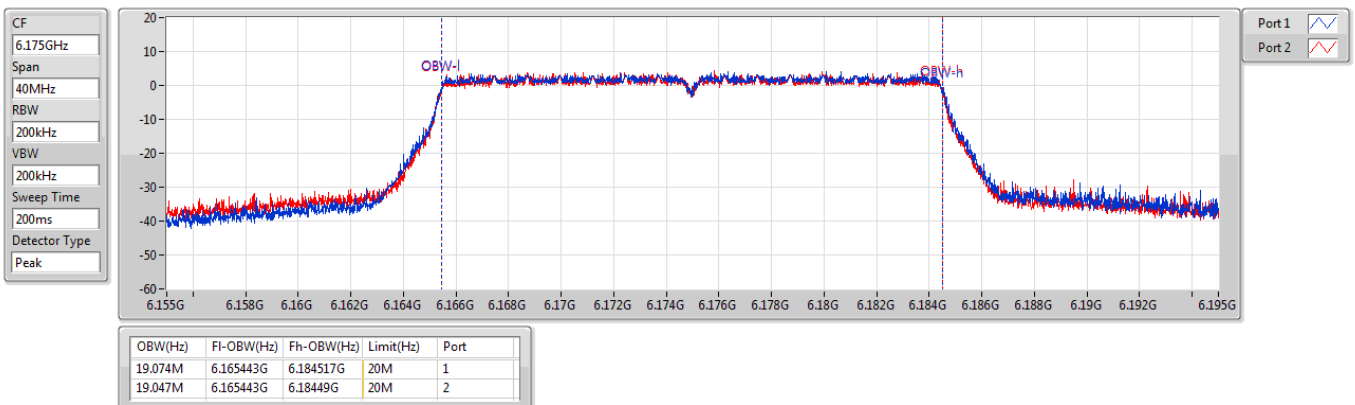


5.925-6.425GHz_ax20_OFDMA_20MHz_Nss1,(MCS0)_2TX

OBW

6175MHz_TnomVmin

09/08/2023



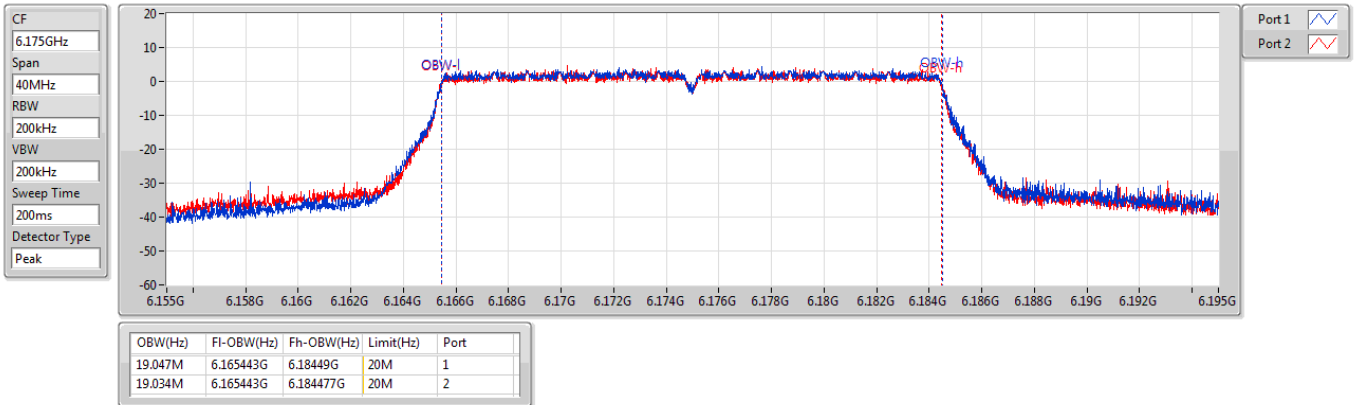


5.925-6.425GHz_ax20_OFDMA_20MHz_Nss1,(MCS0)_2TX

OBW

6175MHz_TnomVmax

09/08/2023

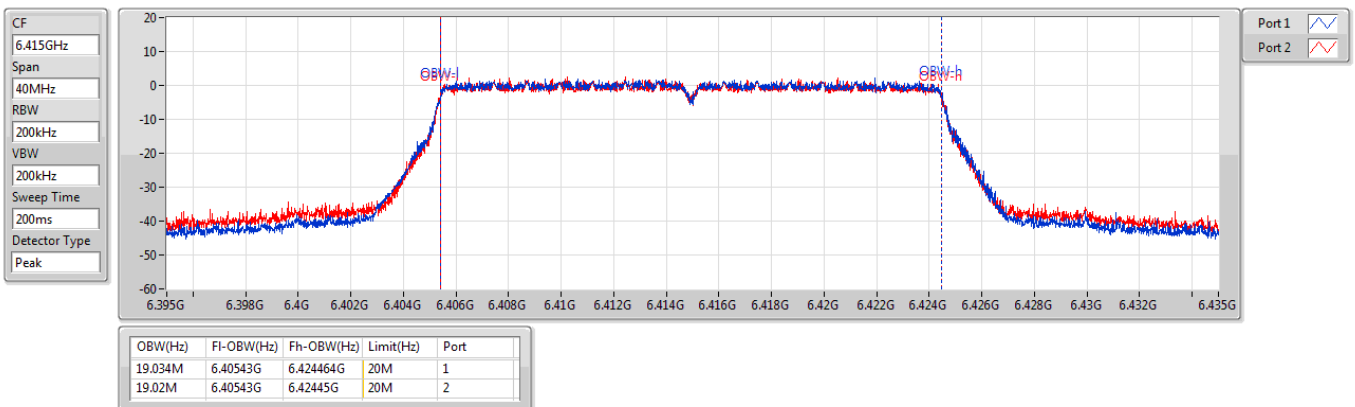


5.925-6.425GHz_ax20_OFDMA_20MHz_Nss1,(MCS0)_2TX

OBW

6415MHz_TnomVnom

09/08/2023



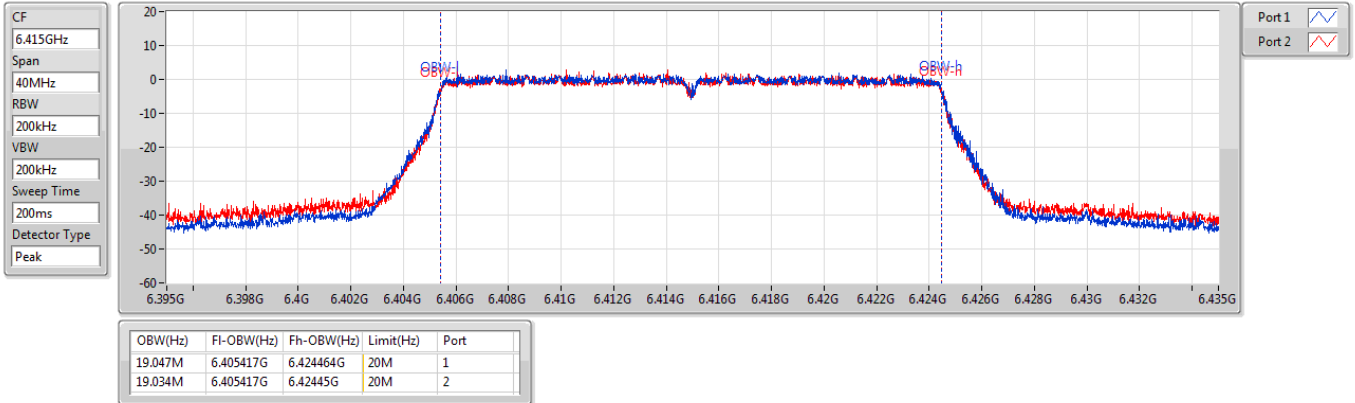


5.925-6.425GHz_ax20_OFDMA_20MHz_Nss1,(MCS0)_2TX

OBW

6415MHz_TnomVmin

09/08/2023

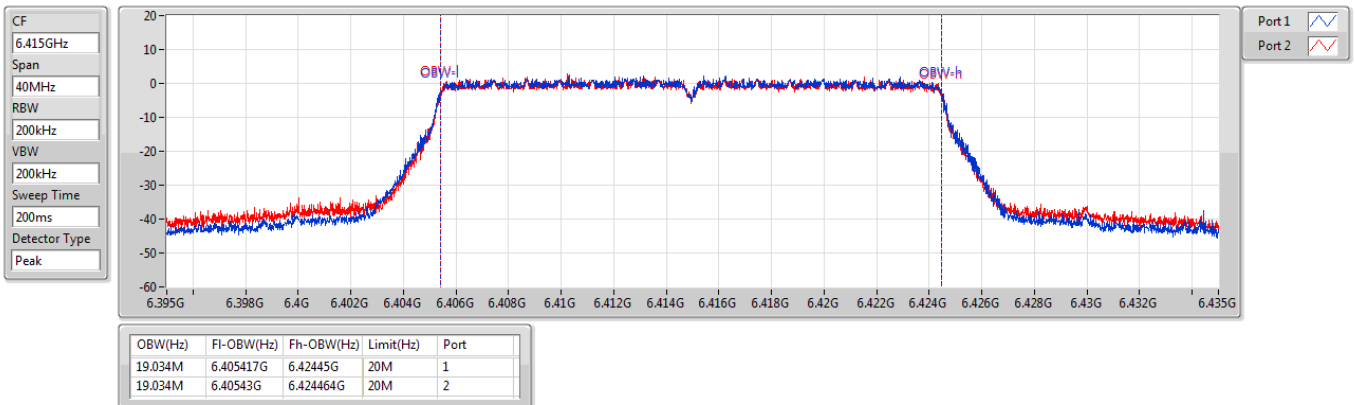


5.925-6.425GHz_ax20_OFDMA_20MHz_Nss1,(MCS0)_2TX

OBW

6415MHz_TnomVmax

09/08/2023



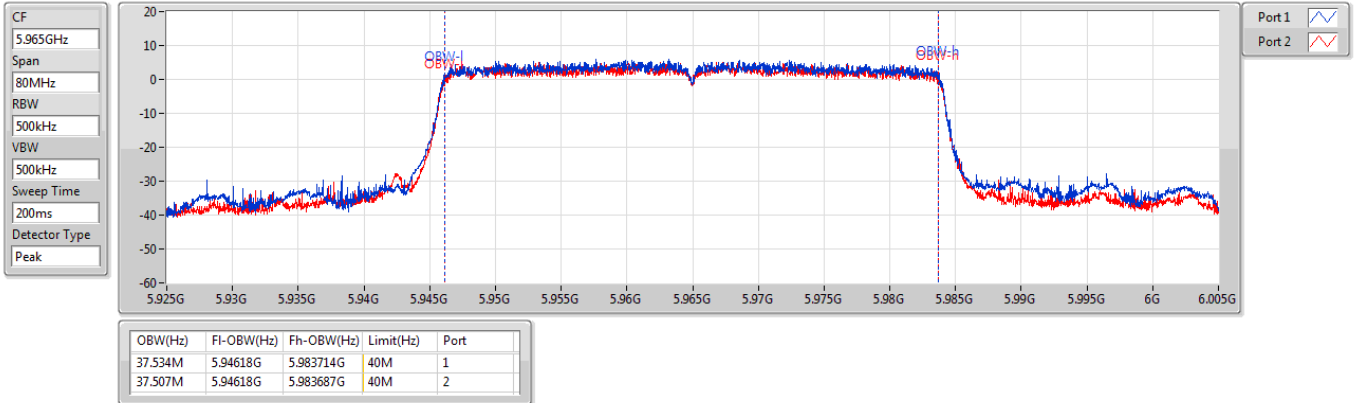


5.925-6.425GHz_ax40_OFDMA_40MHz_Nss1,(MCS0)_2TX

OBW

5965MHz_TnomVnom

09/08/2023

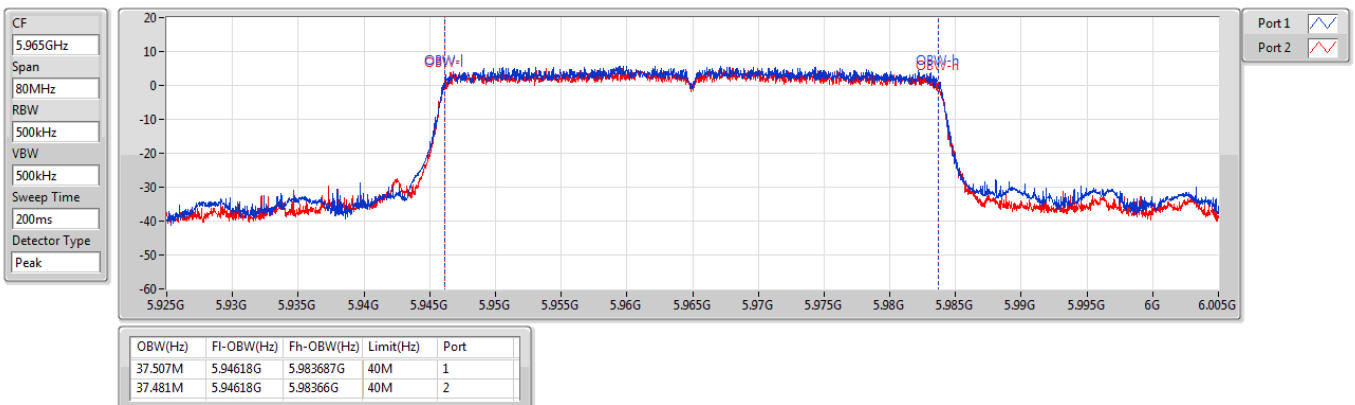


5.925-6.425GHz_ax40_OFDMA_40MHz_Nss1,(MCS0)_2TX

OBW

5965MHz_TnomVmin

09/08/2023



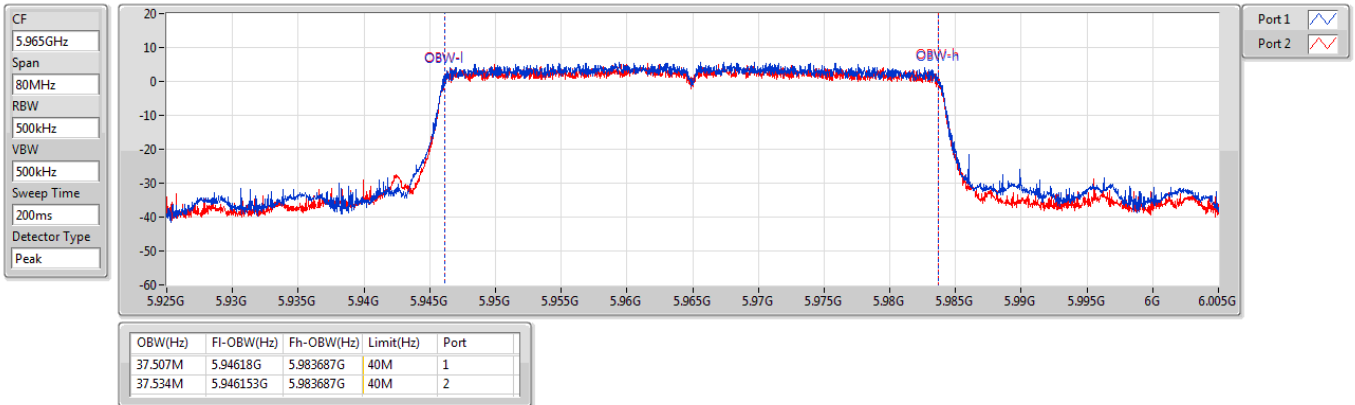


5.925-6.425GHz_ax40_OFDMA_40MHz_Nss1,(MCS0)_2TX

OBW

5965MHz_TnomVmax

09/08/2023

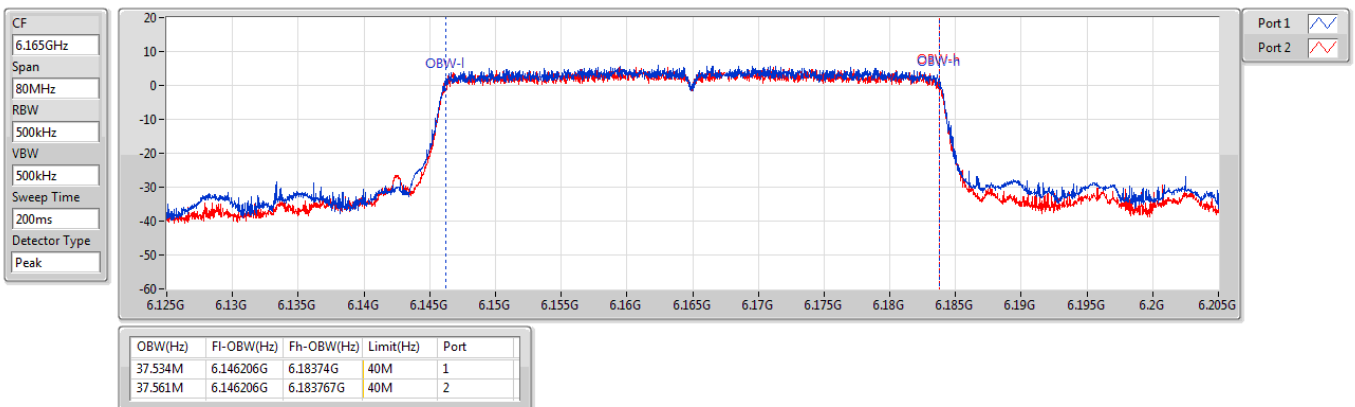


5.925-6.425GHz_ax40_OFDMA_40MHz_Nss1,(MCS0)_2TX

OBW

6165MHz_TnomVnom

09/08/2023

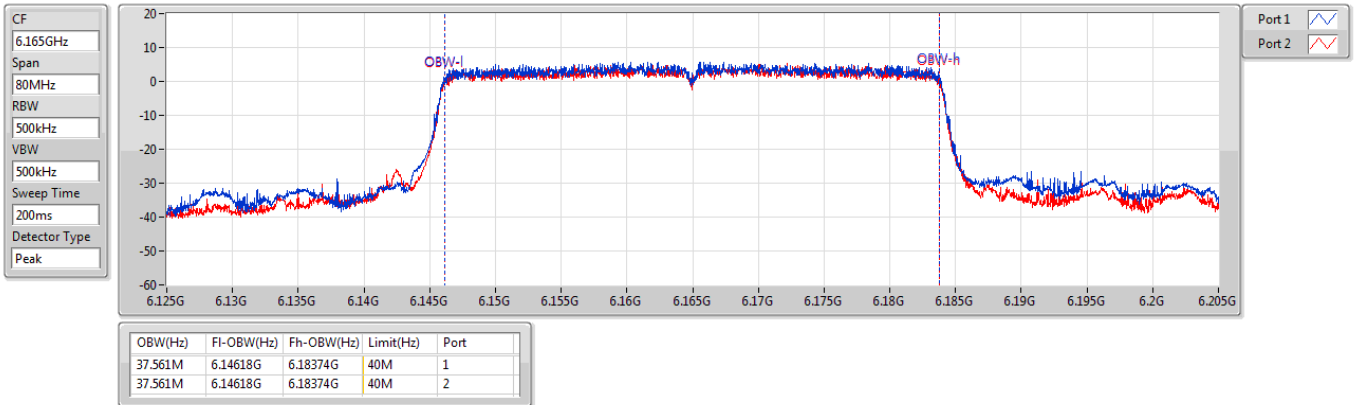


5.925-6.425GHz_ax40_OFDMA_40MHz_Nss1,(MCS0)_2TX

OBW

6165MHz_TnomVmin

09/08/2023



5.925-6.425GHz_ax40_OFDMA_40MHz_Nss1,(MCS0)_2TX

OBW

6165MHz_TnomVmax

09/08/2023



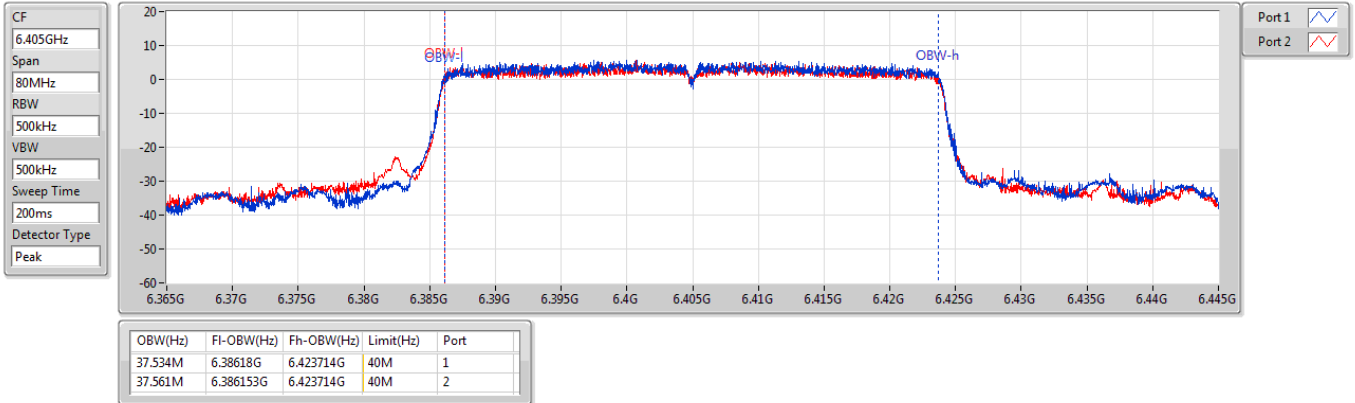


5.925-6.425GHz_ax40_OFDMA_40MHz_Nss1,(MCS0)_2TX

OBW

6405MHz_TnomVnom

09/08/2023

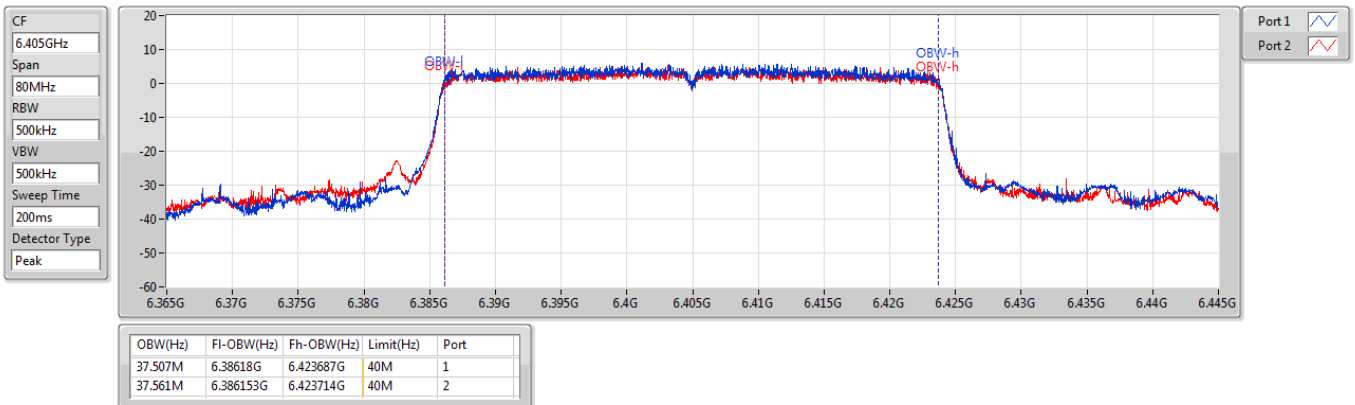


5.925-6.425GHz_ax40_OFDMA_40MHz_Nss1,(MCS0)_2TX

OBW

6405MHz_TnomVmin

09/08/2023



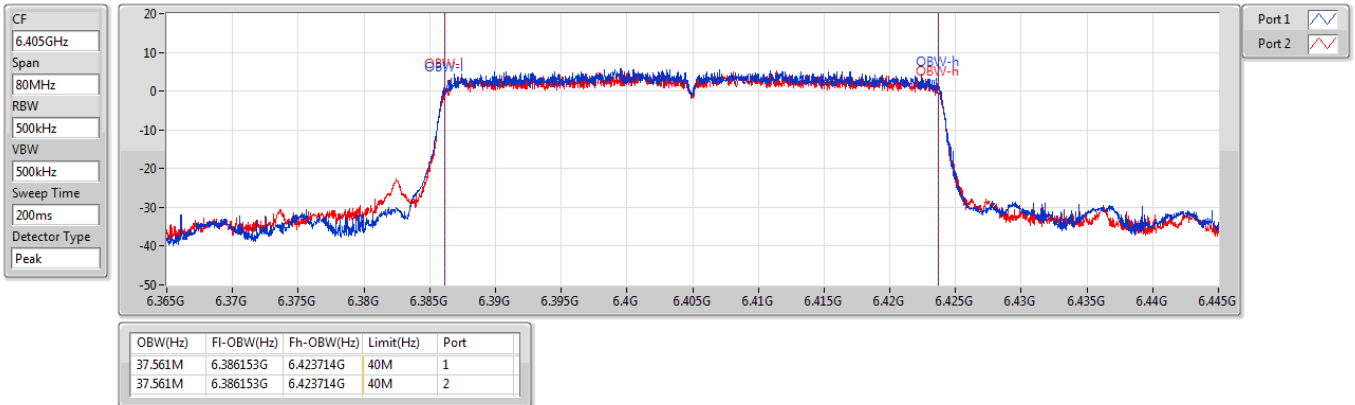


5.925-6.425GHz_ax40_OFDMA_40MHz_Nss1,(MCS0)_2TX

OBW

6405MHz_TnomVmax

09/08/2023

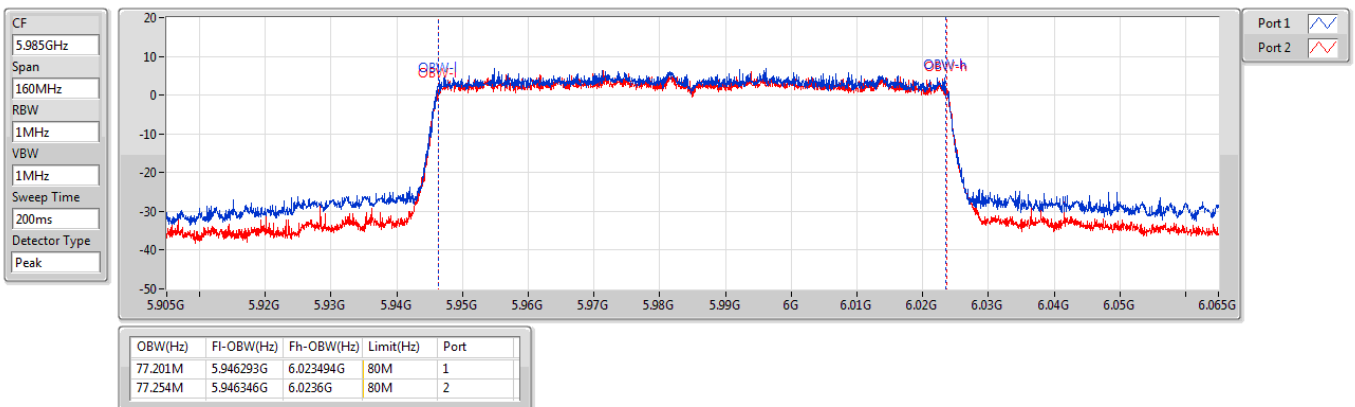


5.925-6.425GHz_ax80_OFDMA_80MHz_Nss1,(MCS0)_2TX

OBW

5985MHz_TnomVnom

09/08/2023



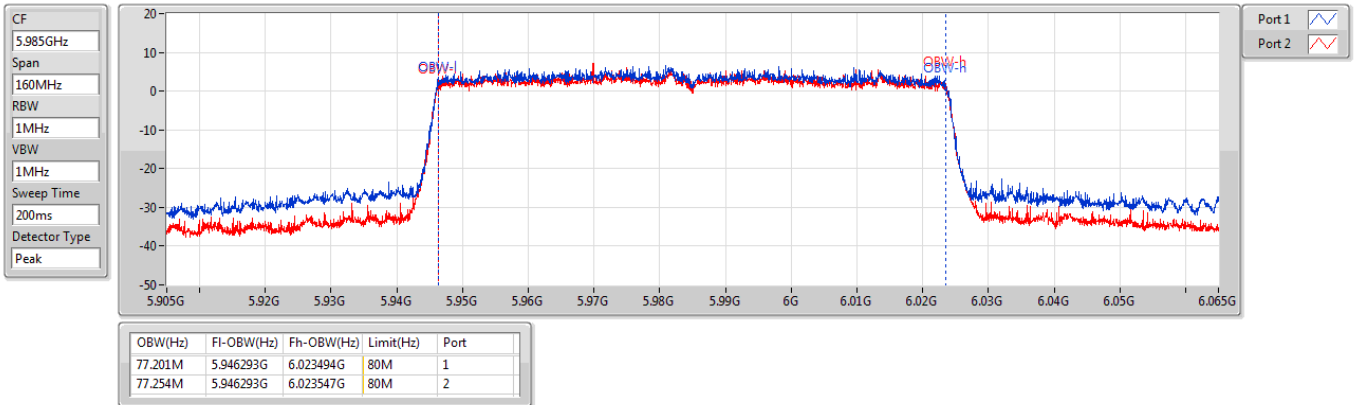


5.925-6.425GHz_ax80_OFDMA_80MHz_Nss1,(MCS0)_2TX

OBW

5985MHz_TnomVmin

09/08/2023

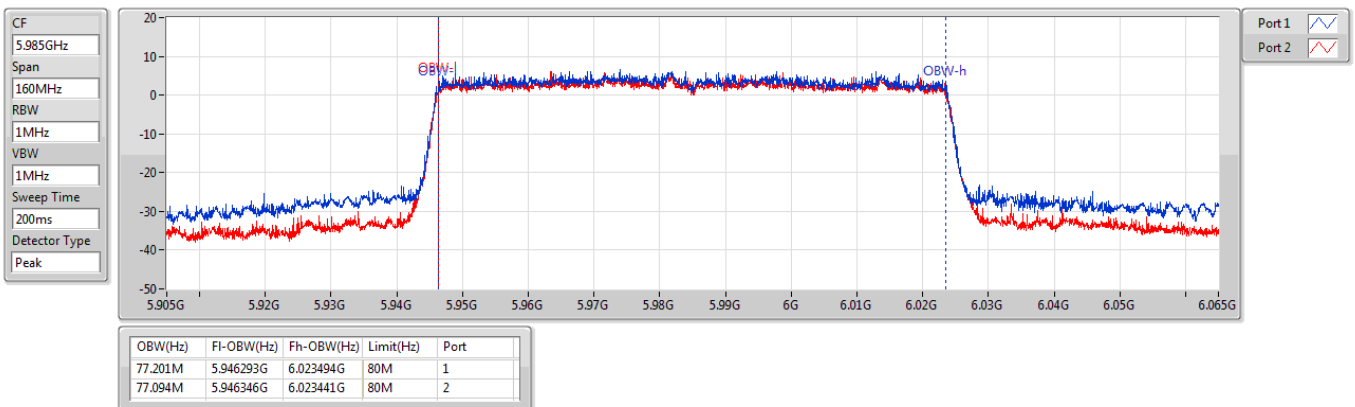


5.925-6.425GHz_ax80_OFDMA_80MHz_Nss1,(MCS0)_2TX

OBW

5985MHz_TnomVmax

09/08/2023

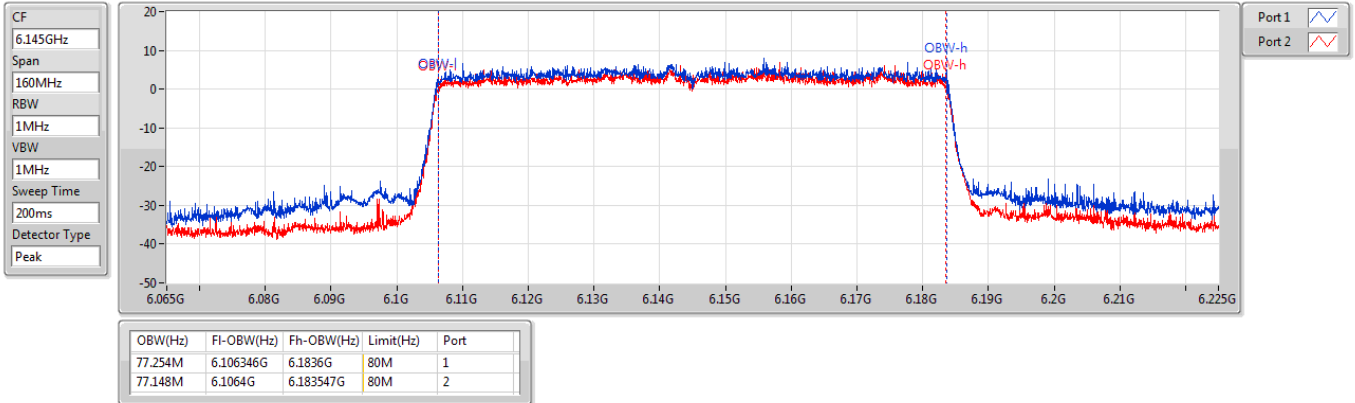


5.925-6.425GHz_ax80_OFDMA_80MHz_Nss1,(MCS0)_2TX

OBW

6145MHz_TnomVnom

09/08/2023

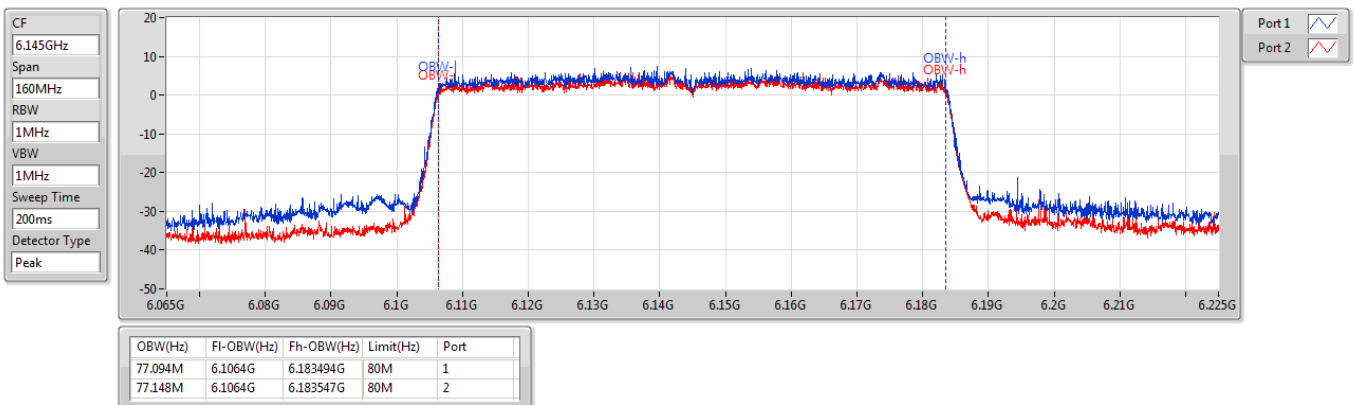


5.925-6.425GHz_ax80_OFDMA_80MHz_Nss1,(MCS0)_2TX

OBW

6145MHz_TnomVmin

09/08/2023



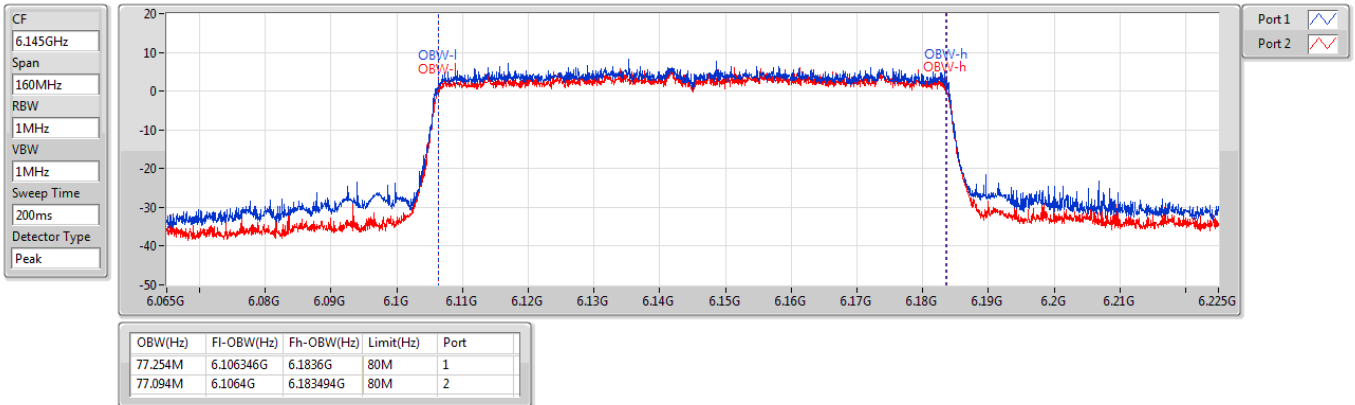


5.925-6.425GHz_ax80_OFDMA_80MHz_Nss1,(MCS0)_2TX

OBW

6145MHz_TnomVmax

09/08/2023

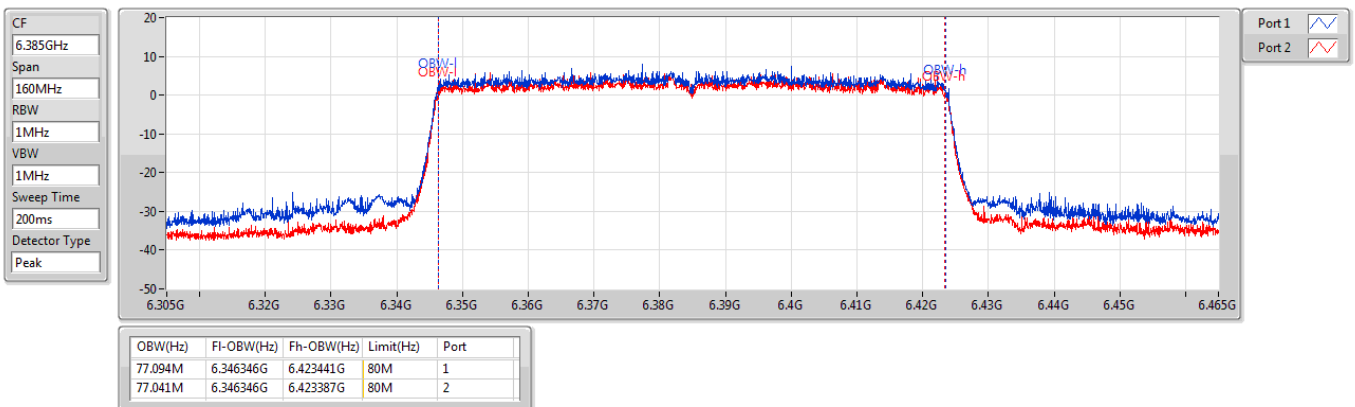


5.925-6.425GHz_ax80_OFDMA_80MHz_Nss1,(MCS0)_2TX

OBW

6385MHz_TnomVnom

09/08/2023



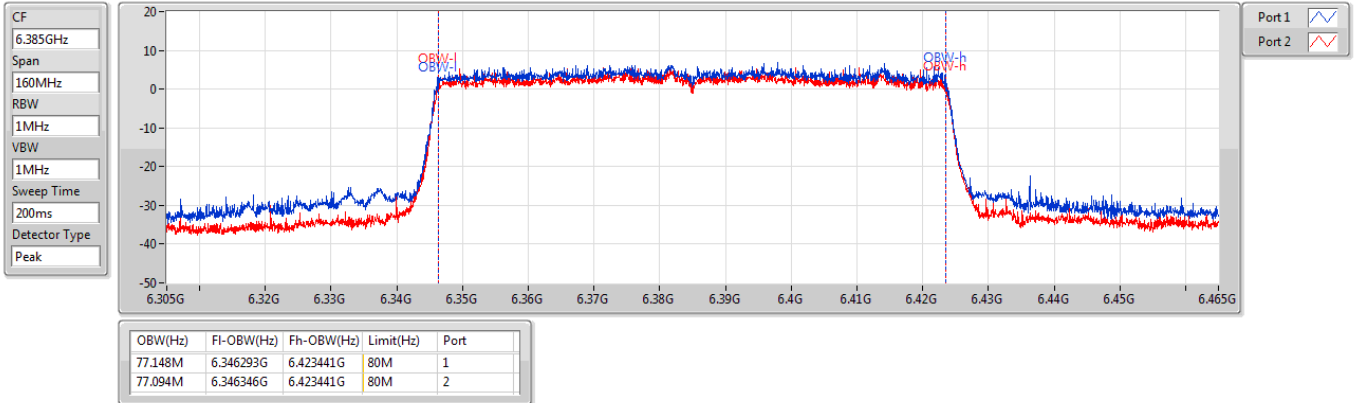


5.925-6.425GHz_ax80_OFDMA_80MHz_Nss1,(MCS0)_2TX

OBW

6385MHz_TnomVmin

09/08/2023

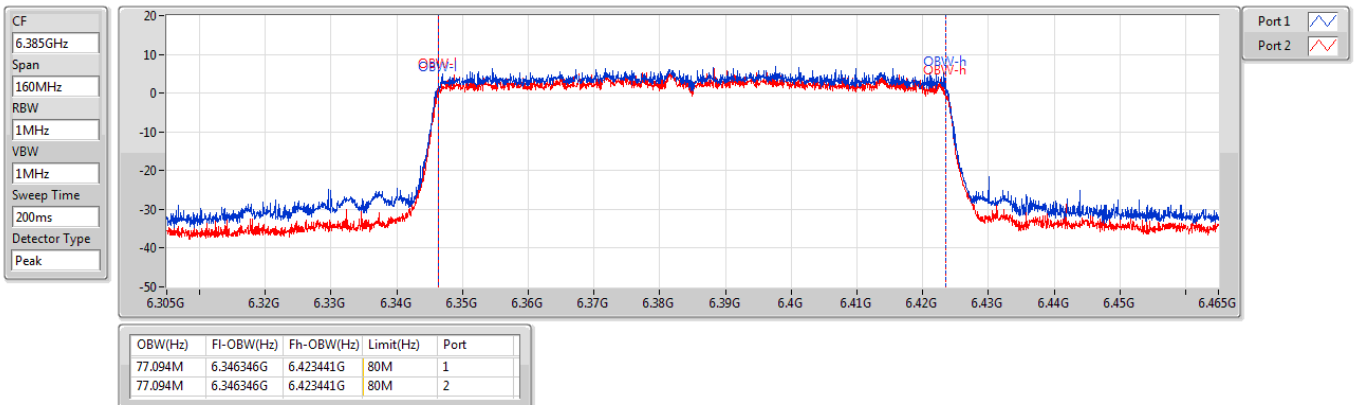


5.925-6.425GHz_ax80_OFDMA_80MHz_Nss1,(MCS0)_2TX

OBW

6385MHz_TnomVmax

09/08/2023





full RU configuration

Summary

Mode	Result	F-Start (Hz)	F-Stop (Hz)	RBW (Hz)	Freq (Hz)	P1 (dBm/MHz)	P2 (dBm/MHz)	Psum (dBm/MHz)	Psum (uW/MHz)	DG (dBi)	EIRP (dBm/MHz)	EIRP (uW/MHz)	Limit (dBm/MHz)	Limit (uW/MHz)
5.925-6.425GHz	-	-	-	-	-	-	-	-	-	-	-	-	-	-
802.11a_Nss1,(MCS0)_2TX	Pass	6.425G	6.4359G	100k(BWr1M)	6.425G	-32.03	-32.00	-29.00	1.25757	5.20	-13.80	41.6421	-13.01	50
ax20_OFDMA_20MHz_Nss1,(MCS0)_2TX	Pass	6.425G	6.4359G	100k(BWr1M)	6.425G	-31.74	-32.99	-29.31	1.17223	5.20	-14.11	38.81609	-13.01	50
ax40_OFDMA_40MHz_Nss1,(MCS0)_2TX	Pass	30M	5.925G	1M	5.92353G	-43.26	-43.33	-40.28	0.09366	5.20	-35.08	0.31013	-26.99	2
ax80_OFDMA_80MHz_Nss1,(MCS0)_2TX	Pass	30M	5.925G	1M	5.91763G	-37.04	-44.48	-36.32	0.23334	5.20	-31.12	0.77267	-26.99	2

Result

Mode	Result	F-Start (Hz)	F-Stop (Hz)	RBW (Hz)	Freq (Hz)	P1 (dBm/MHz)	P2 (dBm/MHz)	Psum (dBm/MHz)	Psum (uW/MHz)	DG (dBi)	EIRP (dBm/MHz)	EIRP (uW/MHz)	Limit (dBm/MHz)	Limit (uW/MHz)
802.11a_Nss1,(MCS0)_2TX	-	-	-	-	-	-	-	-	-	-	-	-	-	-
5955MHz_TnomVnom	Pass	30M	5.925G	1M	5.925G	-46.85	-45.75	-43.25	0.04726	5.20	-38.05	0.1565	-26.99	2
5955MHz_TnomVmin	Pass	30M	5.925G	1M	5.92353G	-46.24	-46.56	-43.39	0.04585	5.20	-38.19	0.15182	-26.99	2
5955MHz_TnomVmax	Pass	30M	5.925G	1M	5.92426G	-46.27	-46.41	-43.33	0.04646	5.20	-38.13	0.15385	-26.99	2
6175MHz_TnomVnom	Pass	30M	5.925G	1M	5.869G	-47.21	-46.21	-43.67	0.04294	5.20	-38.47	0.1422	-26.99	2
6175MHz_TnomVnom	Pass	6.425G	6.4359G	100k(BWr1M)	6.42921G	-55.90	-56.15	-53.01	0.005	5.20	-37.81	0.16547	-13.01	50
6175MHz_TnomVnom	Pass	6.4359G	26G	1M	19.84465G	-37.88	-37.31	-34.58	0.34871	5.20	-29.38	1.15469	-19.03	12.5
6175MHz_TnomVmin	Pass	30M	5.925G	1M	5.22276G	-47.16	-46.38	-43.74	0.04225	5.20	-38.54	0.13989	-26.99	2
6175MHz_TnomVmin	Pass	6.425G	6.4359G	100k(BWr1M)	6.42714G	-55.36	-56.58	-52.92	0.00511	5.20	-37.72	0.16916	-13.01	50
6175MHz_TnomVmin	Pass	6.4359G	26G	1M	19.85932G	-37.49	-37.83	-34.65	0.34305	5.20	-29.45	1.13596	-19.03	12.5
6175MHz_TnomVmax	Pass	30M	5.925G	1M	5.23971G	-46.35	-46.90	-43.61	0.04359	5.20	-38.41	0.14434	-26.99	2
6175MHz_TnomVmax	Pass	6.425G	6.4359G	100k(BWr1M)	6.43076G	-56.08	-56.02	-53.04	0.00497	5.20	-37.84	0.16445	-13.01	50
6175MHz_TnomVmax	Pass	6.4359G	26G	1M	19.84465G	-37.76	-37.42	-34.58	0.34863	5.20	-29.38	1.15442	-19.03	12.5
6415MHz_TnomVnom	Pass	6.425G	6.4359G	100k(BWr1M)	6.42507G	-32.18	-32.94	-29.53	1.1135	5.20	-14.33	36.87146	-13.01	50
6415MHz_TnomVnom	Pass	6.4359G	26G	1M	19.84954G	-37.80	-37.59	-34.68	0.34014	5.20	-29.48	1.12631	-19.03	12.5
6415MHz_TnomVmin	Pass	6.425G	6.4359G	100k(BWr1M)	6.42502G	-32.19	-32.50	-29.33	1.16629	5.20	-14.13	38.61949	-13.01	50
6415MHz_TnomVmin	Pass	6.4359G	26G	1M	19.85198G	-37.65	-37.15	-34.38	0.36454	5.20	-29.18	1.20712	-19.03	12.5
6415MHz_TnomVmax	Pass	6.425G	6.4359G	100k(BWr1M)	6.425G	-32.03	-32.00	-29.00	1.25757	5.20	-13.80	41.6421	-13.01	50
6415MHz_TnomVmax	Pass	6.4359G	26G	1M	19.86421G	-37.86	-37.17	-34.49	0.35555	5.20	-29.29	1.17733	-19.03	12.5
ax20_OFDMA_20MHz_Nss1,(MCS0)_2TX	-	-	-	-	-	-	-	-	-	-	-	-	-	-
5955MHz_TnomVnom	Pass	30M	5.925G	1M	5.925G	-44.35	-43.81	-41.06	0.07832	5.20	-35.86	0.25934	-26.99	2
5955MHz_TnomVmin	Pass	30M	5.925G	1M	5.92426G	-44.57	-43.52	-41.00	0.07938	5.20	-35.80	0.26284	-26.99	2
5955MHz_TnomVmax	Pass	30M	5.925G	1M	5.925G	-44.97	-44.21	-41.56	0.06977	5.20	-36.36	0.23104	-26.99	2
6175MHz_TnomVnom	Pass	30M	5.925G	1M	5.22202G	-45.85	-46.03	-42.93	0.05095	5.20	-37.73	0.1687	-26.99	2
6175MHz_TnomVnom	Pass	6.425G	6.4359G	100k(BWr1M)	6.42609G	-54.75	-55.40	-52.05	0.00623	5.20	-36.85	0.20642	-13.01	50
6175MHz_TnomVnom	Pass	6.4359G	26G	1M	19.83975G	-36.41	-36.93	-33.65	0.43133	5.20	-28.45	1.42826	-19.03	12.5
6175MHz_TnomVmin	Pass	30M	5.925G	1M	5.23897G	-45.86	-45.72	-42.78	0.05273	5.20	-37.58	0.17462	-26.99	2
6175MHz_TnomVmin	Pass	6.425G	6.4359G	100k(BWr1M)	6.4279G	-55.07	-55.23	-52.14	0.00611	5.20	-36.94	0.20235	-13.01	50
6175MHz_TnomVmin	Pass	6.4359G	26G	1M	19.88866G	-36.64	-36.46	-33.54	0.44271	5.20	-28.34	1.46596	-19.03	12.5
6175MHz_TnomVmax	Pass	30M	5.925G	1M	5.90142G	-45.64	-46.03	-42.82	0.05224	5.20	-37.62	0.17297	-26.99	2
6175MHz_TnomVmax	Pass	6.425G	6.4359G	100k(BWr1M)	6.43536G	-54.81	-54.95	-51.87	0.0065	5.20	-36.67	0.21532	-13.01	50
6175MHz_TnomVmax	Pass	6.4359G	26G	1M	19.85932G	-36.58	-36.94	-33.75	0.42209	5.20	-28.55	1.39766	-19.03	12.5
6415MHz_TnomVnom	Pass	6.425G	6.4359G	100k(BWr1M)	6.425G	-32.12	-32.68	-29.38	1.15327	5.20	-14.18	38.18845	-13.01	50
6415MHz_TnomVnom	Pass	6.4359G	26G	1M	19.85443G	-36.98	-36.39	-33.66	0.43006	5.20	-28.46	1.42407	-19.03	12.5
6415MHz_TnomVmin	Pass	6.425G	6.4359G	100k(BWr1M)	6.425G	-31.62	-33.26	-29.35	1.16072	5.20	-14.15	38.4349	-13.01	50
6415MHz_TnomVmin	Pass	6.4359G	26G	1M	19.85687G	-36.53	-37.07	-33.78	0.41867	5.20	-28.58	1.38634	-19.03	12.5
6415MHz_TnomVmax	Pass	6.425G	6.4359G	100k(BWr1M)	6.425G	-31.74	-32.99	-29.31	1.17223	5.20	-14.11	38.81609	-13.01	50
6415MHz_TnomVmax	Pass	6.4359G	26G	1M	19.84954G	-36.73	-36.25	-33.47	0.44946	5.20	-28.27	1.48831	-19.03	12.5
ax40_OFDMA_40MHz_Nss1,(MCS0)_2TX	-	-	-	-	-	-	-	-	-	-	-	-	-	-
5965MHz_TnomVnom	Pass	30M	5.925G	1M	5.92353G	-43.26	-43.33	-40.28	0.09366	5.20	-35.08	0.31013	-26.99	2
5965MHz_TnomVmin	Pass	30M	5.925G	1M	5.92132G	-44.06	-43.23	-40.61	0.0868	5.20	-35.41	0.28742	-26.99	2
5965MHz_TnomVmax	Pass	30M	5.925G	1M	5.91689G	-44.63	-42.59	-40.48	0.08952	5.20	-35.28	0.29641	-26.99	2
6165MHz_TnomVnom	Pass	30M	5.925G	1M	5.87489G	-45.71	-45.21	-42.44	0.05698	5.20	-37.24	0.18869	-26.99	2
6165MHz_TnomVnom	Pass	6.425G	6.4401G	100k(BWr1M)	6.43578G	-54.69	-55.19	-51.92	0.00642	5.20	-36.72	0.21269	-13.01	50
6165MHz_TnomVnom	Pass	6.4401G	26G	1M	19.84841G	-36.65	-36.42	-33.52	0.44431	5.20	-28.32	1.47124	-19.03	12.5
6165MHz_TnomVmin	Pass	30M	5.925G	1M	5.90068G	-45.59	-45.27	-42.42	0.05732	5.20	-37.22	0.18981	-26.99	2
6165MHz_TnomVmin	Pass	6.425G	6.4401G	100k(BWr1M)	6.42793G	-54.86	-54.84	-51.84	0.00655	5.20	-36.64	0.21679	-13.01	50
6165MHz_TnomVmin	Pass	6.4401G	26G	1M	19.85819G	-36.98	-36.56	-33.75	0.42125	5.20	-28.55	1.39488	-19.03	12.5
6165MHz_TnomVmax	Pass	30M	5.925G	1M	5.88447G	-45.73	-45.22	-42.46	0.05679	5.20	-37.26	0.18805	-26.99	2
6165MHz_TnomVmax	Pass	6.425G	6.4401G	100k(BWr1M)	6.42569G	-54.61	-55.29	-51.93	0.00642	5.20	-36.73	0.2125	-13.01	50



Transmitter Spurious Emissions

Appendix D.

Mode	Result	F-Start (Hz)	F-Stop (Hz)	RBW (Hz)	Freq (Hz)	P1 (dBm/MHz)	P2 (dBm/MHz)	Psum (dBm/MHz)	Psum (uW/MHz)	DG (dBi)	EIRP (dBm/MHz)	EIRP (uW/MHz)	Limit (dBm/MHz)	Limit (uW/MHz)
6165MHz_TnomVmax	Pass	6.4401G	26G	1M	19.8533G	-36.89	-36.05	-33.44	0.45296	5.20	-28.24	1.49988	-19.03	12.5
6405MHz_TnomVnom	Pass	6.425G	6.4401G	100k(BWr1M)	6.425G	-43.12	-44.41	-40.71	0.08498	5.20	-25.51	2.81386	-13.01	50
6405MHz_TnomVnom	Pass	6.4401G	26G	1M	19.85819G	-36.03	-36.81	-33.39	0.45791	5.20	-28.19	1.51628	-19.03	12.5
6405MHz_TnomVmin	Pass	6.425G	6.4401G	100k(BWr1M)	6.425G	-43.27	-44.74	-40.93	0.08067	5.20	-25.73	2.67128	-13.01	50
6405MHz_TnomVmin	Pass	6.4401G	26G	1M	19.85086G	-36.86	-36.44	-33.63	0.43305	5.20	-28.43	1.43396	-19.03	12.5
6405MHz_TnomVmax	Pass	6.425G	6.4401G	100k(BWr1M)	6.425G	-43.47	-44.71	-41.04	0.07878	5.20	-25.84	2.6088	-13.01	50
6405MHz_TnomVmax	Pass	6.4401G	26G	1M	19.84841G	-36.18	-36.47	-33.31	0.46641	5.20	-28.11	1.54444	-19.03	12.5
ax80_OFDMA_80MHz_Nss1,(MCS0)_2TX	-	-	-	-	-	-	-	-	-	-	-	-	-	-
5985MHz_TnomVnom	Pass	30M	5.925G	1M	5.92353G	-37.07	-44.54	-36.35	0.23149	5.20	-31.15	0.76654	-26.99	2
5985MHz_TnomVmin	Pass	30M	5.925G	1M	5.91763G	-37.04	-44.48	-36.32	0.23334	5.20	-31.12	0.77267	-26.99	2
5985MHz_TnomVmax	Pass	30M	5.925G	1M	5.92132G	-37.17	-44.48	-36.43	0.22751	5.20	-31.23	0.75336	-26.99	2
6145MHz_TnomVnom	Pass	30M	5.925G	1M	5.8911G	-45.15	-45.16	-42.14	0.06103	5.20	-36.94	0.20208	-26.99	2
6145MHz_TnomVnom	Pass	6.425G	6.4404G	100k(BWr1M)	6.42509G	-54.90	-54.51	-51.69	0.00678	5.20	-36.49	0.22437	-13.01	50
6145MHz_TnomVnom	Pass	6.4404G	26G	1M	19.86562G	-36.42	-36.45	-33.42	0.4545	5.20	-28.22	1.50499	-19.03	12.5
6145MHz_TnomVmin	Pass	30M	5.925G	1M	5.88447G	-44.73	-46.12	-42.36	0.05809	5.20	-37.16	0.19234	-26.99	2
6145MHz_TnomVmin	Pass	6.425G	6.4404G	100k(BWr1M)	6.4286G	-54.68	-54.81	-51.73	0.00671	5.20	-36.53	0.22212	-13.01	50
6145MHz_TnomVmin	Pass	6.4404G	26G	1M	19.83139G	-36.55	-36.29	-33.41	0.45627	5.20	-28.21	1.51086	-19.03	12.5
6145MHz_TnomVmax	Pass	30M	5.925G	1M	5.87268G	-44.93	-45.21	-42.06	0.06227	5.20	-36.86	0.20618	-26.99	2
6145MHz_TnomVmax	Pass	6.425G	6.4404G	100k(BWr1M)	6.42802G	-54.80	-54.56	-51.67	0.00681	5.20	-36.47	0.22553	-13.01	50
6145MHz_TnomVmax	Pass	6.4404G	26G	1M	19.85829G	-36.40	-36.66	-33.52	0.44486	5.20	-28.32	1.47307	-19.03	12.5
6385MHz_TnomVnom	Pass	6.425G	6.4404G	100k(BWr1M)	6.42503G	-40.58	-44.61	-39.13	0.12209	5.20	-23.93	4.04286	-13.01	50
6385MHz_TnomVnom	Pass	6.4404G	26G	1M	19.84362G	-36.64	-36.12	-33.36	0.46111	5.20	-28.16	1.52689	-19.03	12.5
6385MHz_TnomVmin	Pass	6.425G	6.4404G	100k(BWr1M)	6.425G	-40.58	-44.30	-39.04	0.12465	5.20	-23.84	4.12761	-13.01	50
6385MHz_TnomVmin	Pass	6.4404G	26G	1M	19.83628G	-36.29	-36.47	-33.37	0.46039	5.20	-28.17	1.52449	-19.03	12.5
6385MHz_TnomVmax	Pass	6.425G	6.4404G	100k(BWr1M)	6.42503G	-40.47	-44.57	-39.04	0.12466	5.20	-23.84	4.12778	-13.01	50
6385MHz_TnomVmax	Pass	6.4404G	26G	1M	19.85095G	-36.46	-36.14	-33.29	0.46916	5.20	-28.09	1.55355	-19.03	12.5

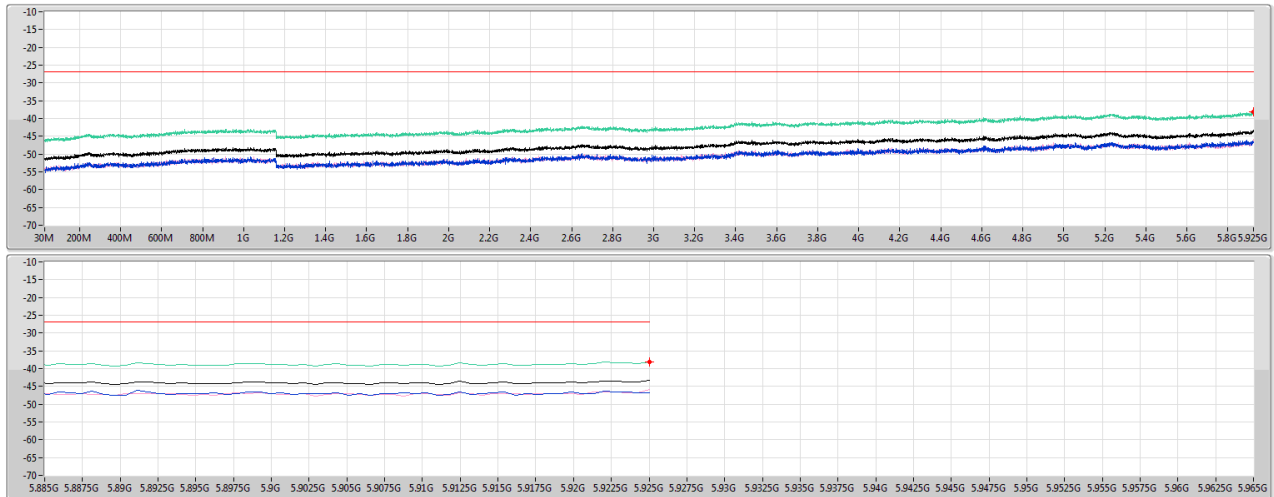


5.925-6.425GHz_802.11a_Nss1,(MCS0)_2TX

Unwanted Emission

5955MHz_TnomVnom

09/08/2023



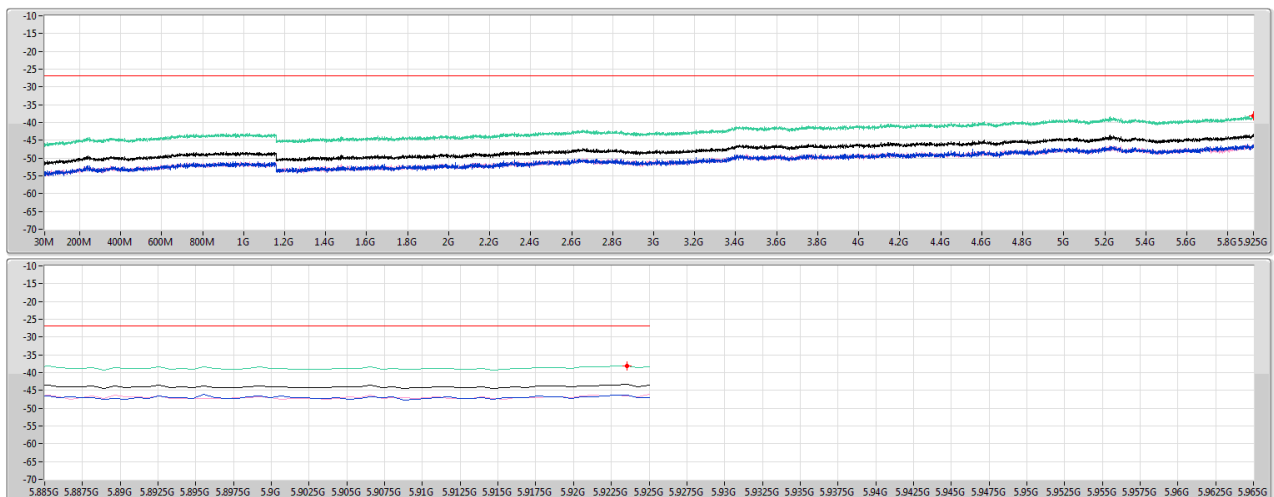
F-Start(Hz)	F-Stop(Hz)	Freq(Hz)	EIRP(dBm)	Limit(dBm)	Margin(dB)	DG(dB)	Psum(dBm)	P1(dBm)	P2(dBm)
30M	5.925G	5.925G	-38.05	-26.99	-11.06	5.20	-43.25	-46.85	-45.75

5.925-6.425GHz_802.11a_Nss1,(MCS0)_2TX

Unwanted Emission

5955MHz_TnomVmin

09/08/2023



F-Start(Hz)	F-Stop(Hz)	Freq(Hz)	EIRP(dBm)	Limit(dBm)	Margin(dB)	DG(dB)	Psum(dBm)	P1(dBm)	P2(dBm)
30M	5.925G	5.9253G	-38.19	-26.99	-11.20	5.20	-43.39	-46.24	-46.56

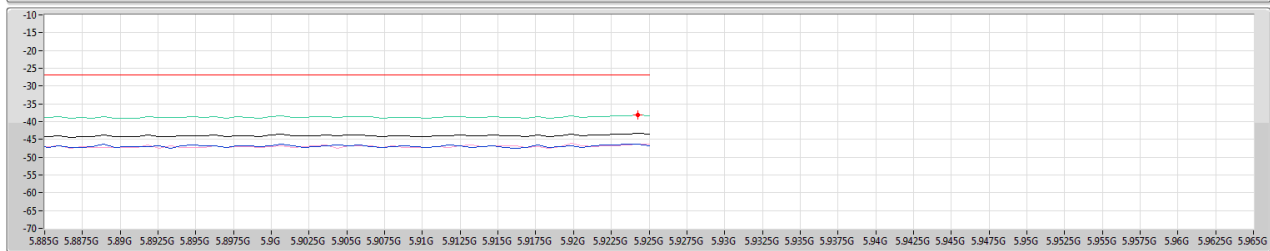
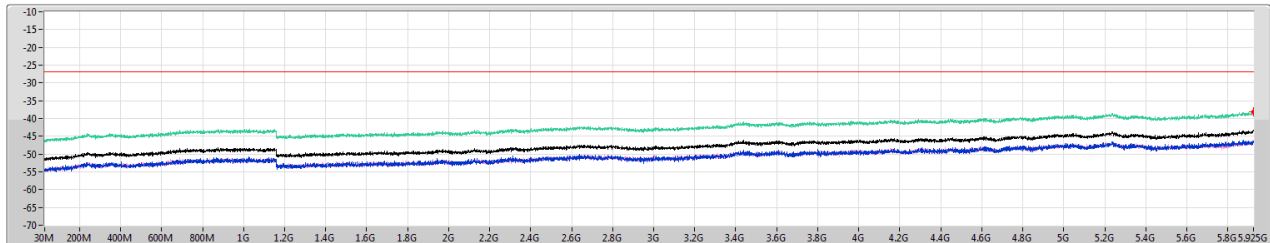


5.925-6.425GHz_802.11a_Nss1,(MCS0)_2TX

Unwanted Emission

5955MHz_TnomVmax

09/08/2023



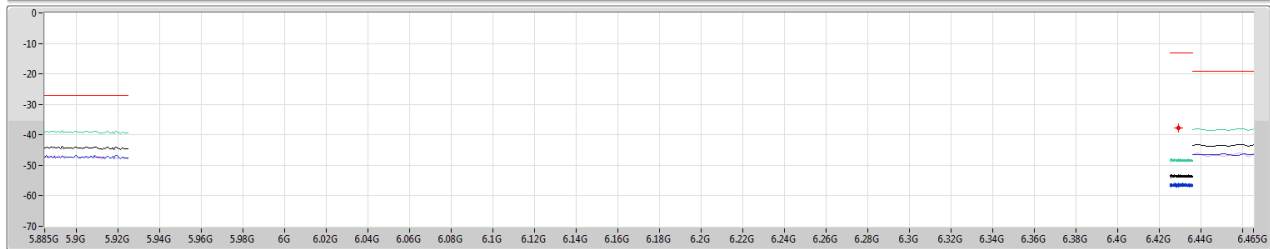
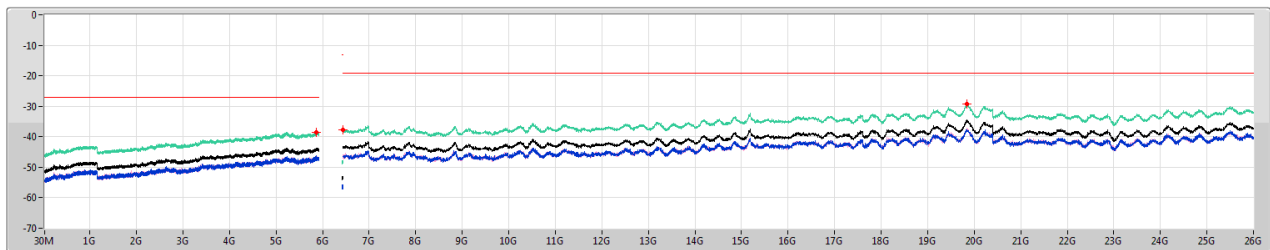
F-Start(Hz)	F-Stop(Hz)	Freq(Hz)	EIRP(dBm)	Limit(dBm)	Margin(dB)	DG(dB)	Psum(dBm)	P1(dBm)	P2(dBm)
30M	5.925G	5.92426G	-38.13	-26.99	-11.14	5.20	-43.33	-46.27	-46.41

5.925-6.425GHz_802.11a_Nss1,(MCS0)_2TX

Unwanted Emission

6175MHz_TnomVnom

09/08/2023



F-Start(Hz)	F-Stop(Hz)	Freq(Hz)	EIRP(dBm)	Limit(dBm)	Margin(dB)	DG(dB)	Psum(dBm)	P1(dBm)	P2(dBm)
30M	5.925G	5.869G	-38.47	-26.99	-11.48	5.20	-43.67	-47.21	-46.21
6.425G	6.4399G	6.42921G	-37.81	-13.01	-24.80	5.20	-53.01	-55.90	-56.15
6.4399G	26G	19.84465G	-29.38	-19.03	-10.35	5.20	-34.38	-37.88	-37.31

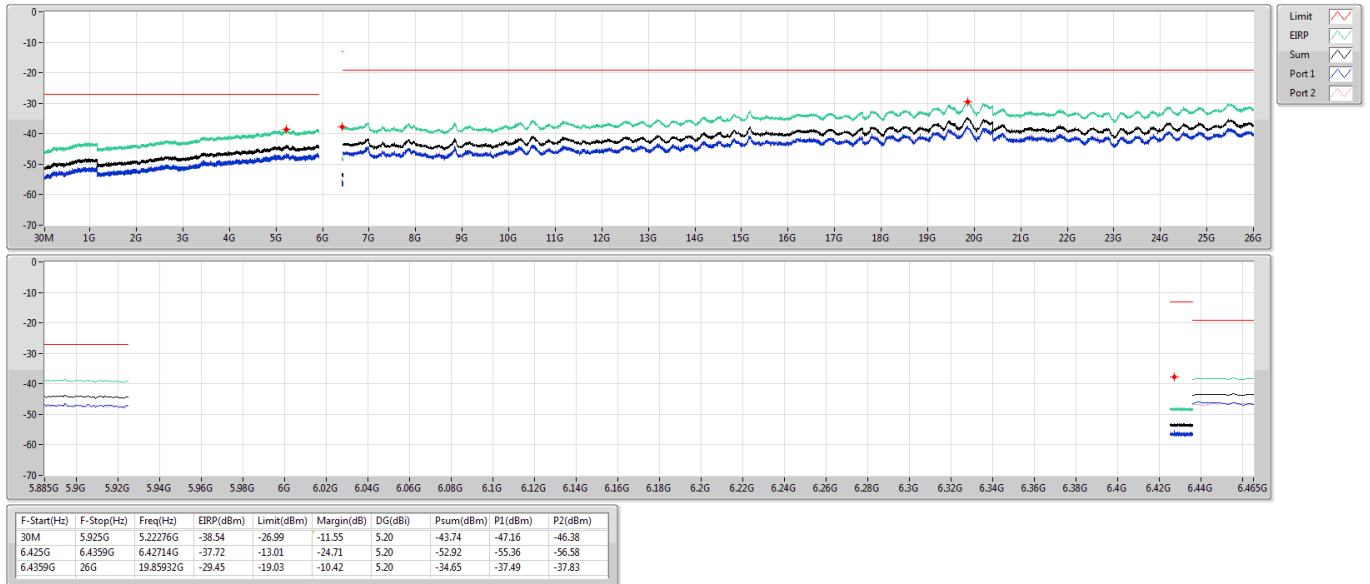


5.925-6.425GHz_802.11a_Nss1,(MCS0)_2TX

Unwanted Emission

6175MHz_TnomVmin

09/08/2023

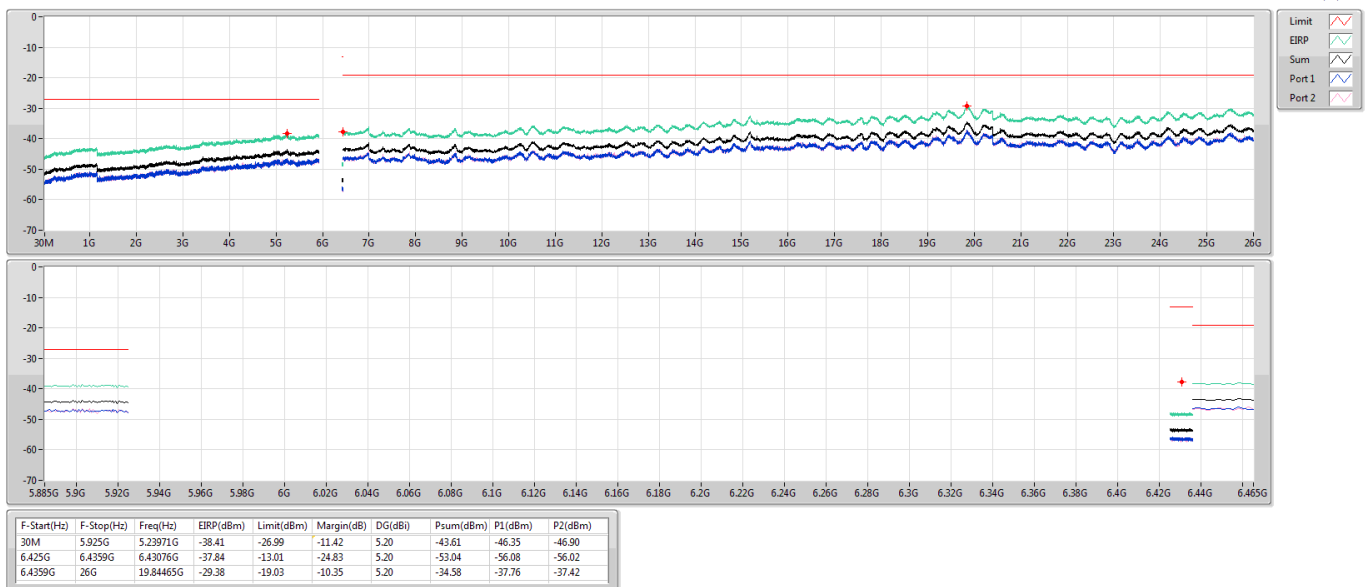


5.925-6.425GHz_802.11a_Nss1,(MCS0)_2TX

Unwanted Emission

6175MHz_TnomVmax

09/08/2023



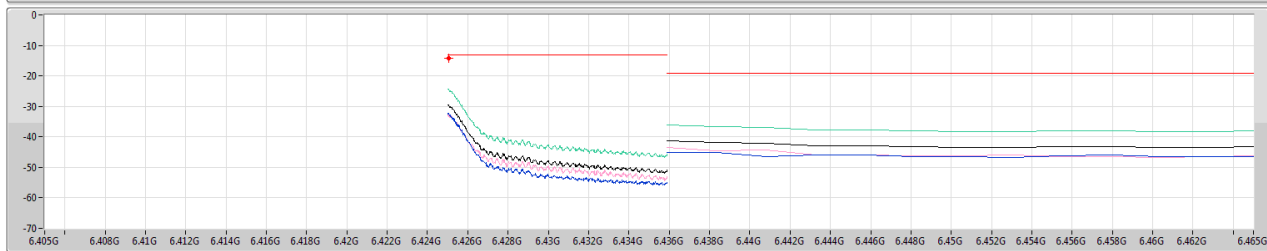
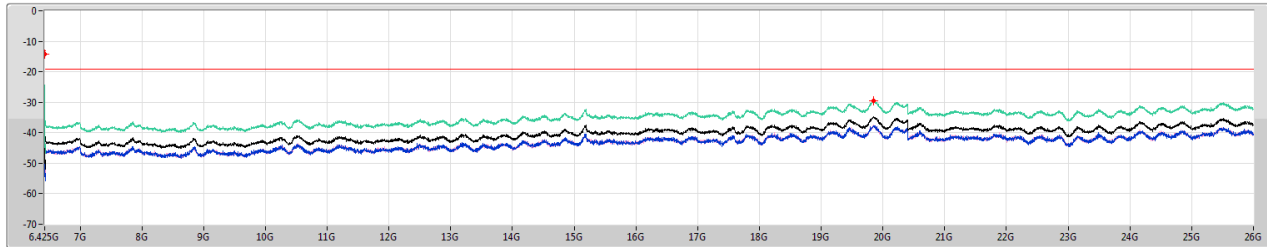


5.925-6.425GHz_802.11a_Nss1,(MCS0)_2TX

Unwanted Emission

6415MHz_TnomVnom

09/08/2023



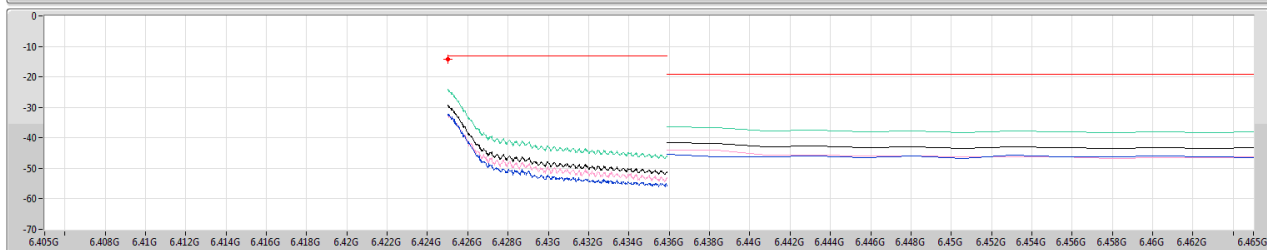
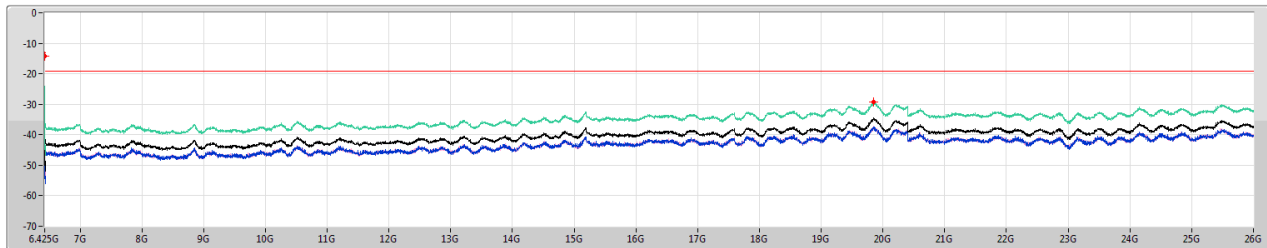
F-Start(Hz)	F-Stop(Hz)	Freq(Hz)	EIRP(dBm)	Limit(dBm)	Margin(dB)	DG(dBi)	Psum(dBm)	P1(dBm)	P2(dBm)
6.425G	6.435G	6.42507G	-14.33	-13.01	-1.32	5.20	-29.53	-32.18	-32.94
6.435G	26G	19.84954G	-29.48	-19.03	-10.45	5.20	-34.68	-37.80	-37.59

5.925-6.425GHz_802.11a_Nss1,(MCS0)_2TX

Unwanted Emission

6415MHz_TnomVmin

09/08/2023



F-Start(Hz)	F-Stop(Hz)	Freq(Hz)	EIRP(dBm)	Limit(dBm)	Margin(dB)	DG(dBi)	Psum(dBm)	P1(dBm)	P2(dBm)
6.425G	6.435G	6.42502G	-14.13	-13.01	-1.12	5.20	-29.33	-32.19	-32.50
6.435G	26G	19.85198G	-29.18	-19.03	-10.15	5.20	-34.38	-37.65	-37.15

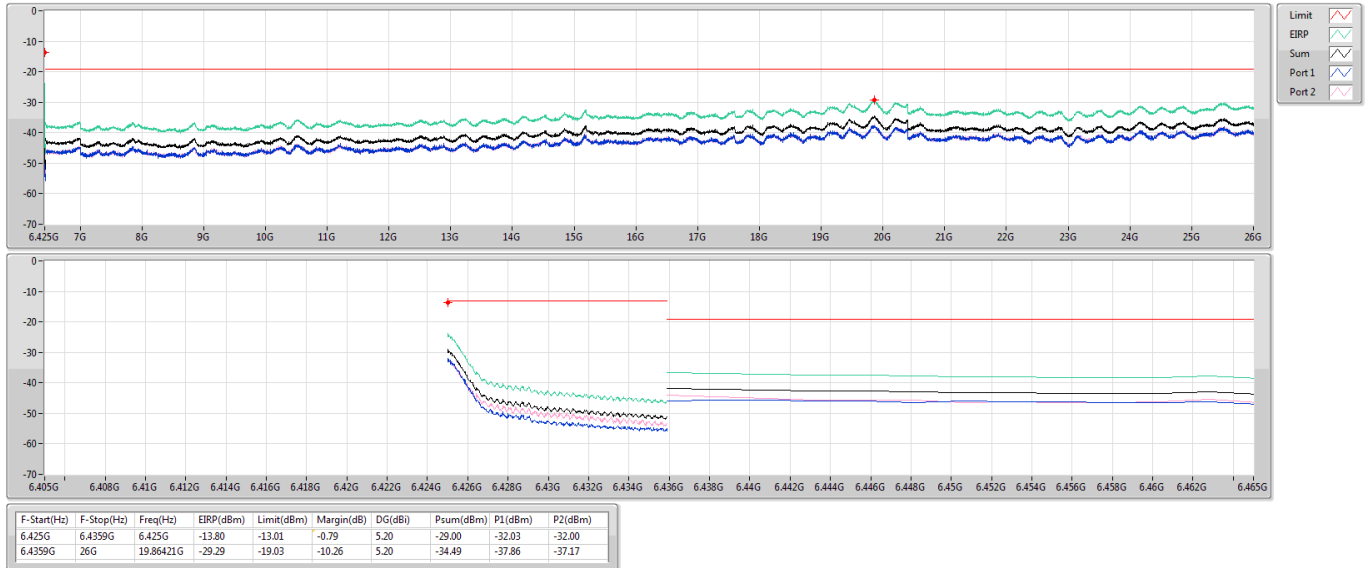


5.925-6.425GHz_802.11a_Nss1,(MCS0)_2TX

Unwanted Emission

6415MHz_TnomVmax

09/08/2023

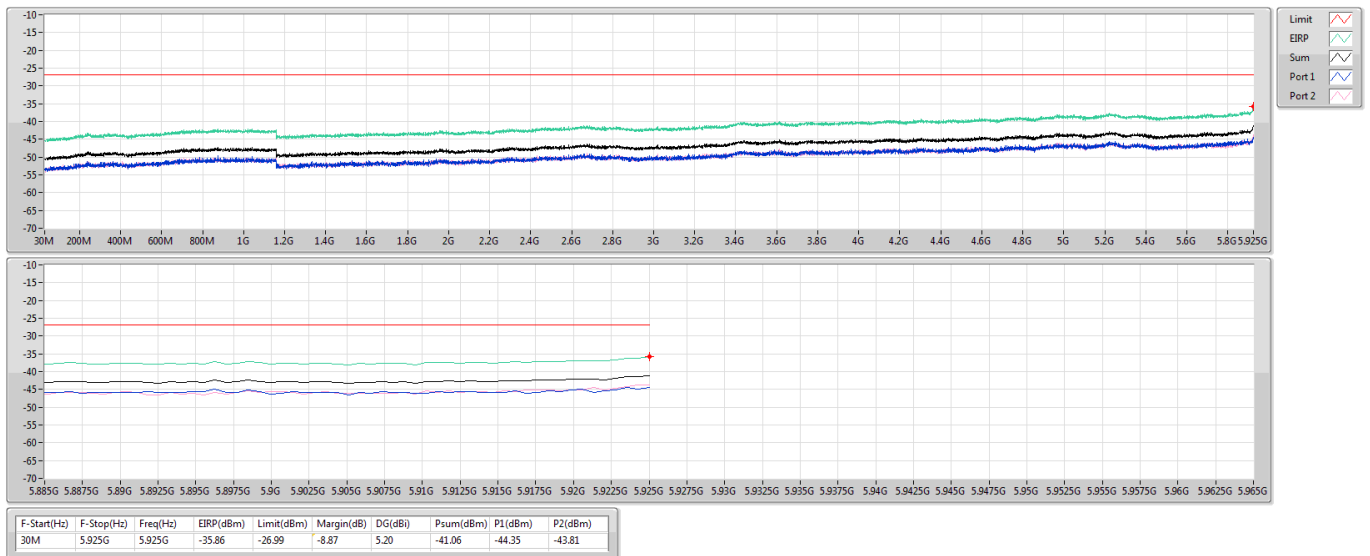


5.925-6.425GHz_ax20_OFDMA_20MHz_Nss1,(MCS0)_2TX

Unwanted Emission

5955MHz_TnomVnom

09/08/2023



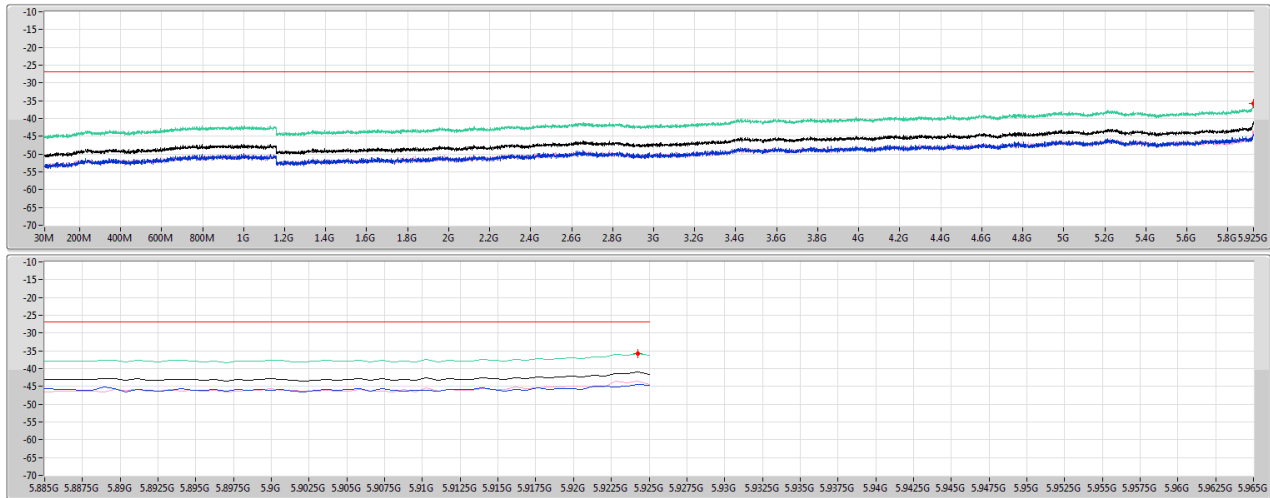


5.925-6.425GHz_ax20_OFDMA_20MHz_Nss1,(MCS0)_2TX

Unwanted Emission

5955MHz_TnomVmin

09/08/2023



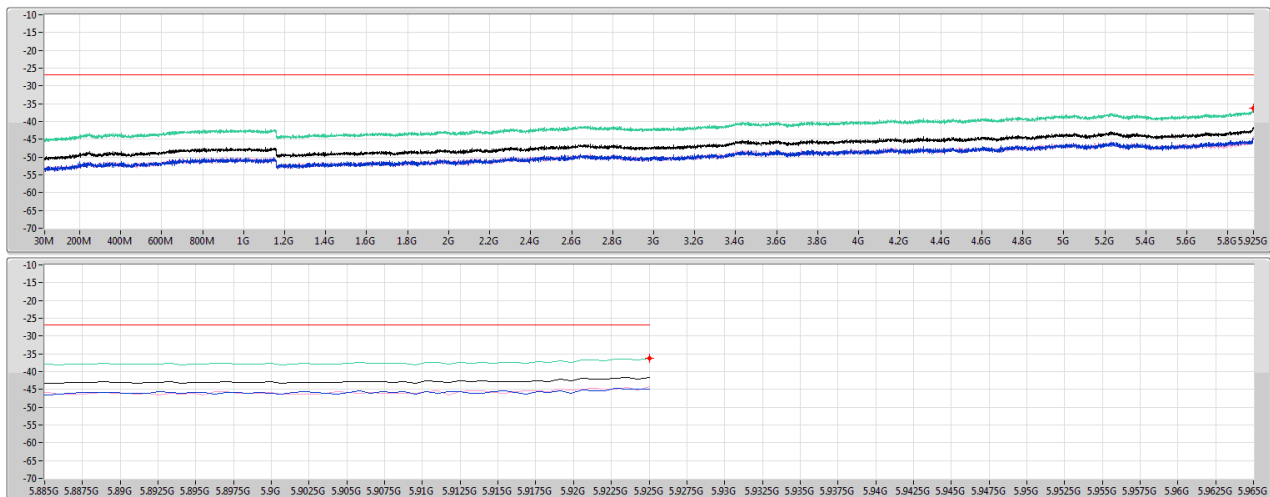
F-Start(Hz)	F-Stop(Hz)	Freq(Hz)	EIRP(dBm)	Limit(dBm)	Margin(dB)	DG(dB)	Psum(dBm)	P1(dBm)	P2(dBm)
30M	5.925G	5.92426G	-35.80	-26.99	-8.81	5.20	-41.00	-44.57	-43.52

5.925-6.425GHz_ax20_OFDMA_20MHz_Nss1,(MCS0)_2TX

Unwanted Emission

5955MHz_TnomVmax

09/08/2023



F-Start(Hz)	F-Stop(Hz)	Freq(Hz)	EIRP(dBm)	Limit(dBm)	Margin(dB)	DG(dB)	Psum(dBm)	P1(dBm)	P2(dBm)
30M	5.925G	5.925G	-36.36	-26.99	-9.37	5.20	-41.36	-44.97	-44.21

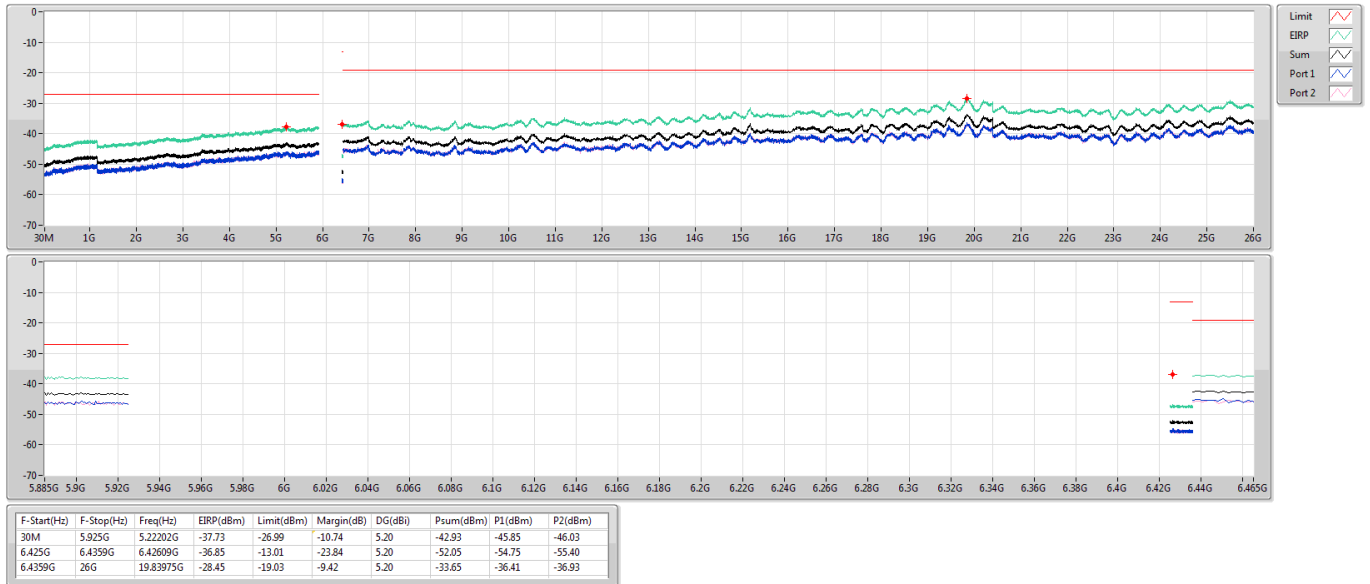


5.925-6.425GHz_ax20_OFDMA_20MHz_Nss1,(MCS0)_2TX

Unwanted Emission

6175MHz_TnomVnom

09/08/2023

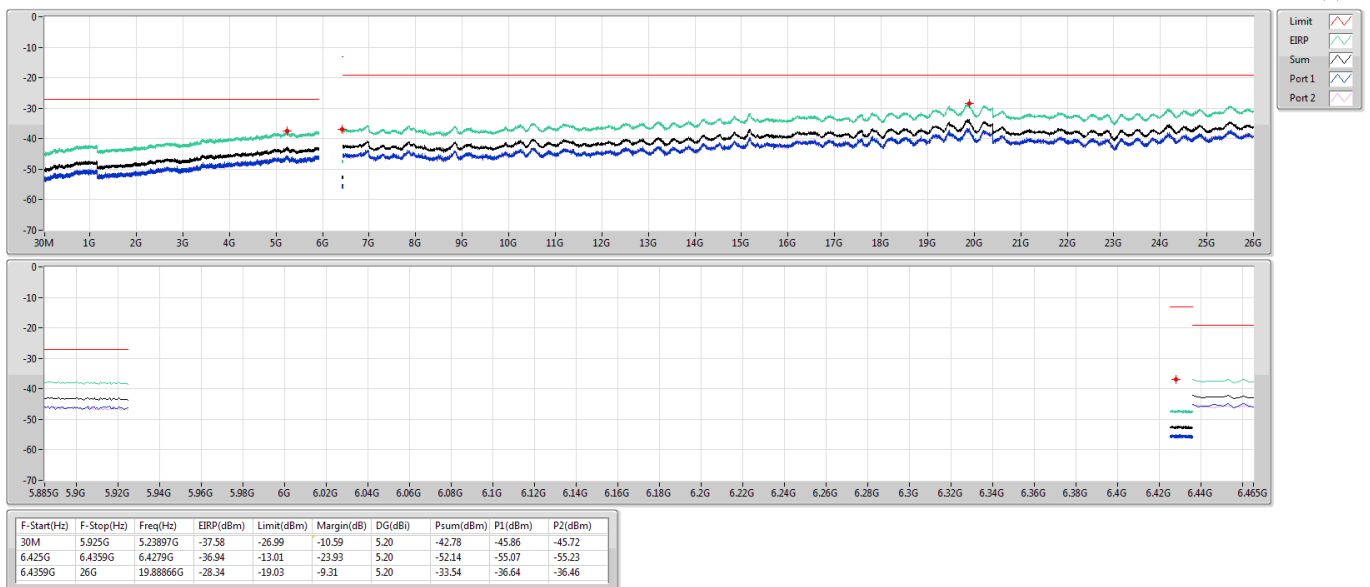


5.925-6.425GHz_ax20_OFDMA_20MHz_Nss1,(MCS0)_2TX

Unwanted Emission

6175MHz_TnomVmin

09/08/2023



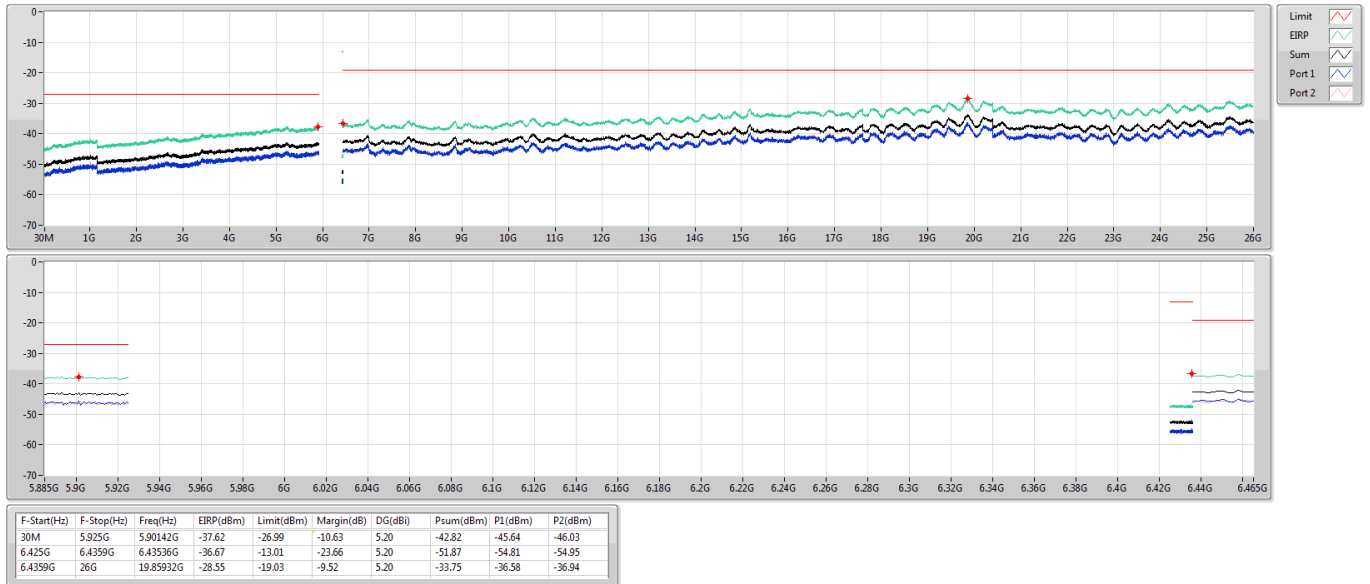


5.925-6.425GHz_ax20_OFDMA_20MHz_Nss1,(MCS0)_2TX

Unwanted Emission

6175MHz_TnomVmax

09/08/2023

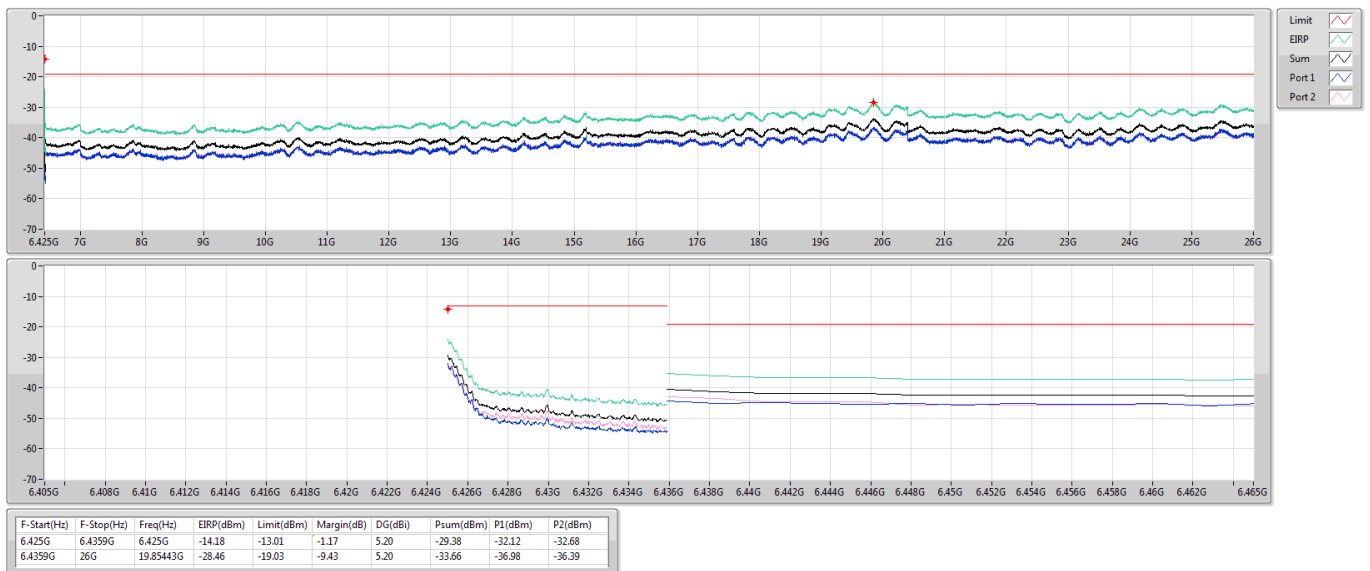


5.925-6.425GHz_ax20_OFDMA_20MHz_Nss1,(MCS0)_2TX

Unwanted Emission

6415MHz_TnomVnom

09/08/2023



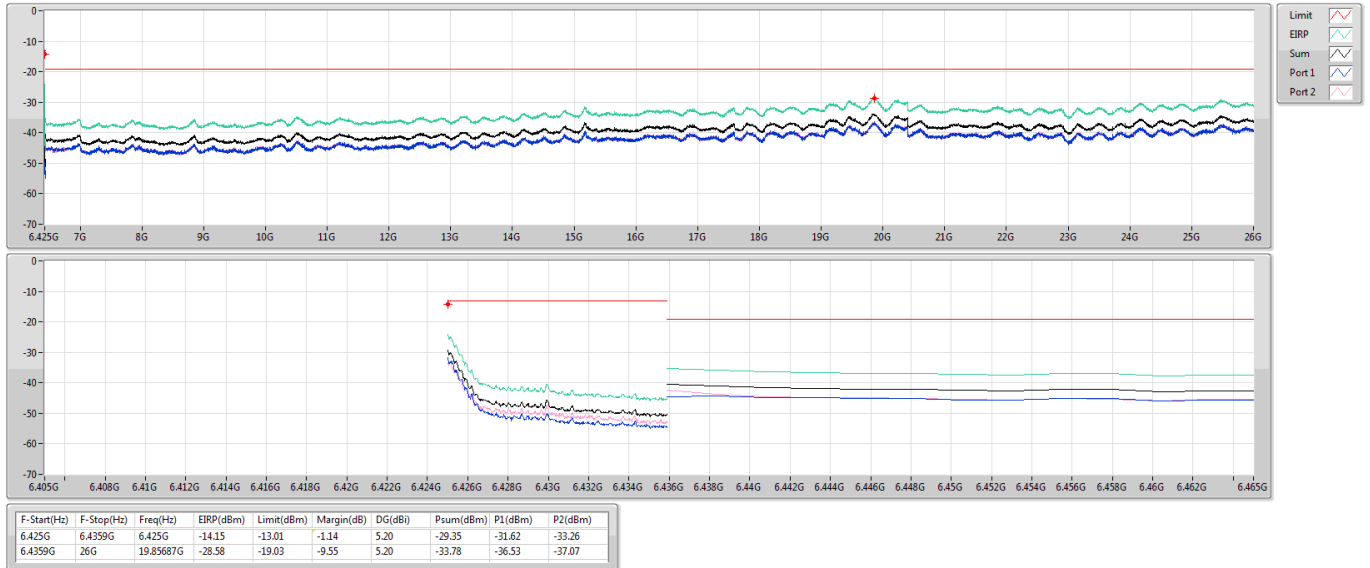


5.925-6.425GHz_ax20_OFDMA_20MHz_Nss1,(MCS0)_2TX

Unwanted Emission

6415MHz_TnomVmin

09/08/2023

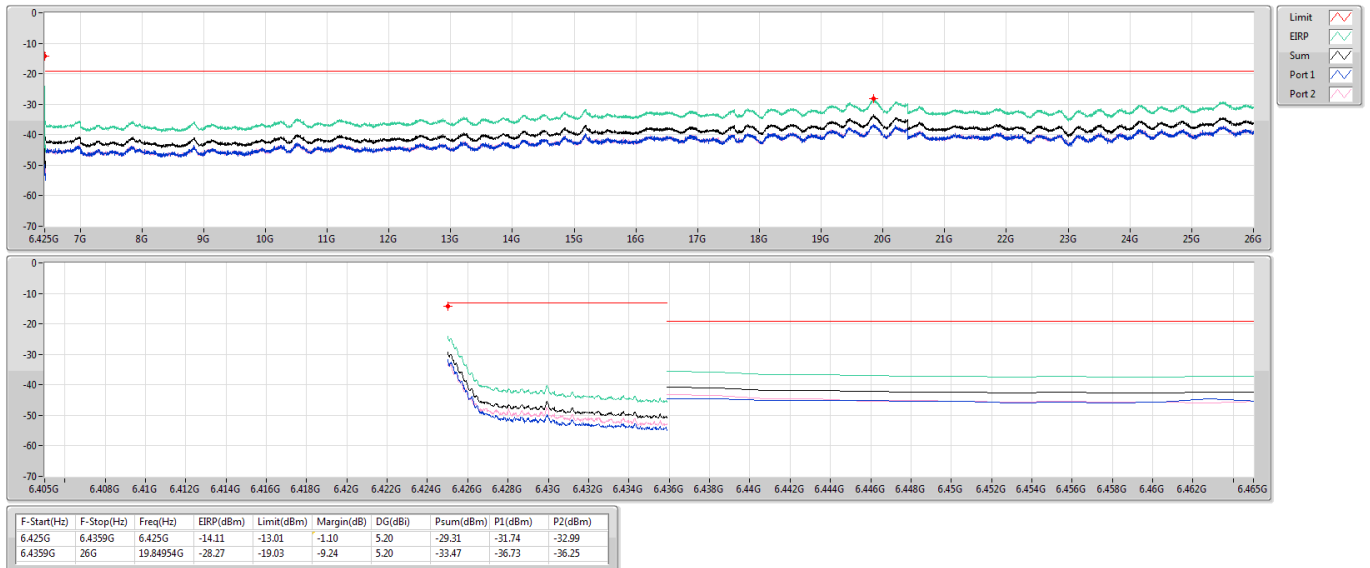


5.925-6.425GHz_ax20_OFDMA_20MHz_Nss1,(MCS0)_2TX

Unwanted Emission

6415MHz_TnomVmax

09/08/2023



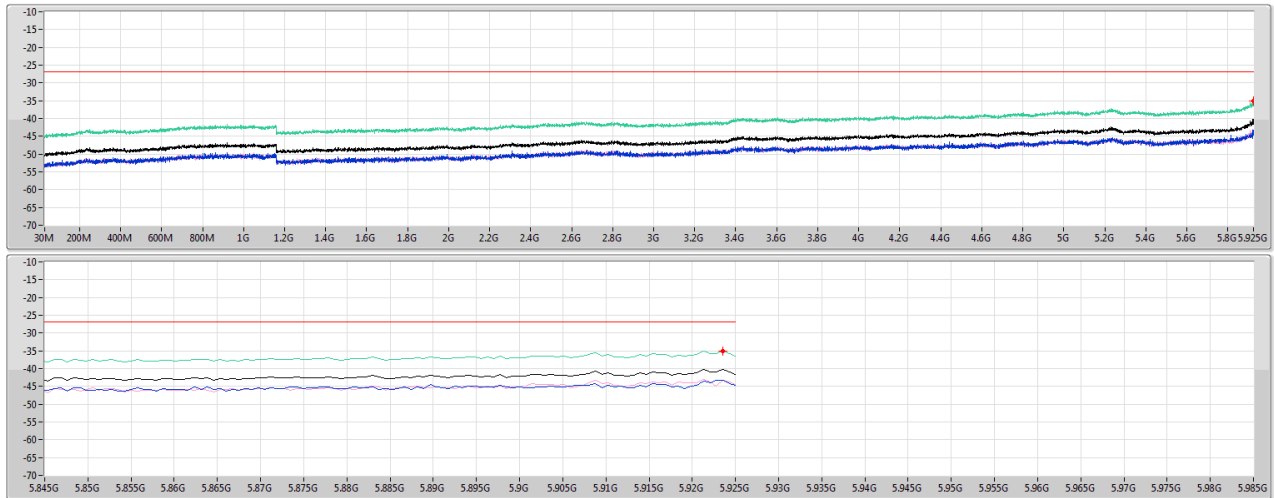


5.925-6.425GHz_ax40_OFDMA_40MHz_Nss1,(MCS0)_2TX

Unwanted Emission

5965MHz_TnomVnom

09/08/2023



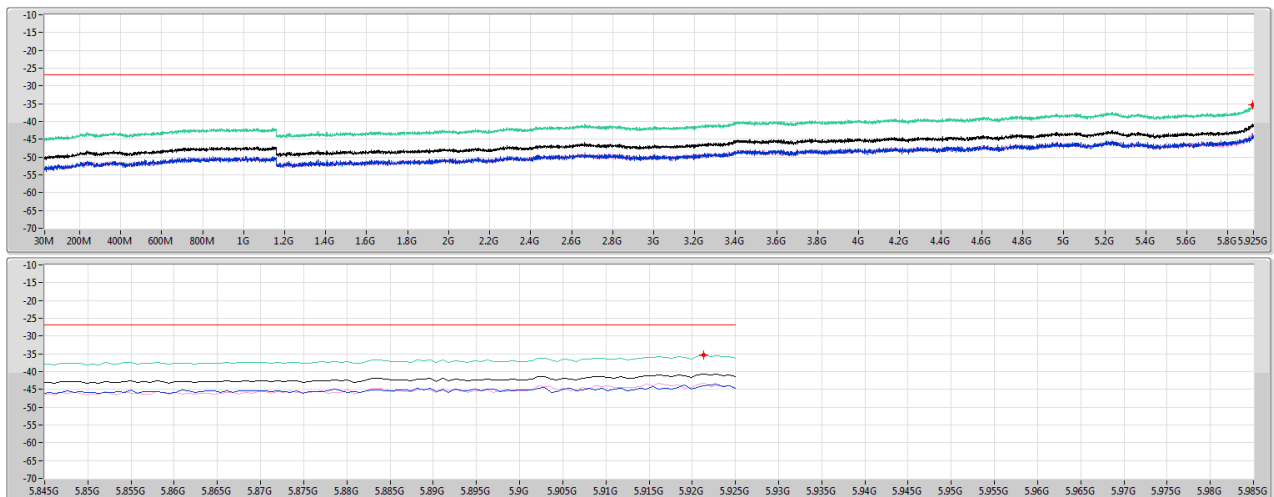
F-Start(Hz)	F-Stop(Hz)	Freq(Hz)	EIRP(dBm)	Limit(dBm)	Margin(dB)	DG(dB)	Psum(dBm)	P1(dBm)	P2(dBm)
30M	5.925G	5.92353G	-35.08	-26.99	-8.09	5.20	-40.28	-43.26	-43.33

5.925-6.425GHz_ax40_OFDMA_40MHz_Nss1,(MCS0)_2TX

Unwanted Emission

5965MHz_TnomVmin

09/08/2023



F-Start(Hz)	F-Stop(Hz)	Freq(Hz)	EIRP(dBm)	Limit(dBm)	Margin(dB)	DG(dB)	Psum(dBm)	P1(dBm)	P2(dBm)
30M	5.925G	5.92132G	-35.41	-26.99	-8.42	5.20	-40.61	-44.06	-43.23

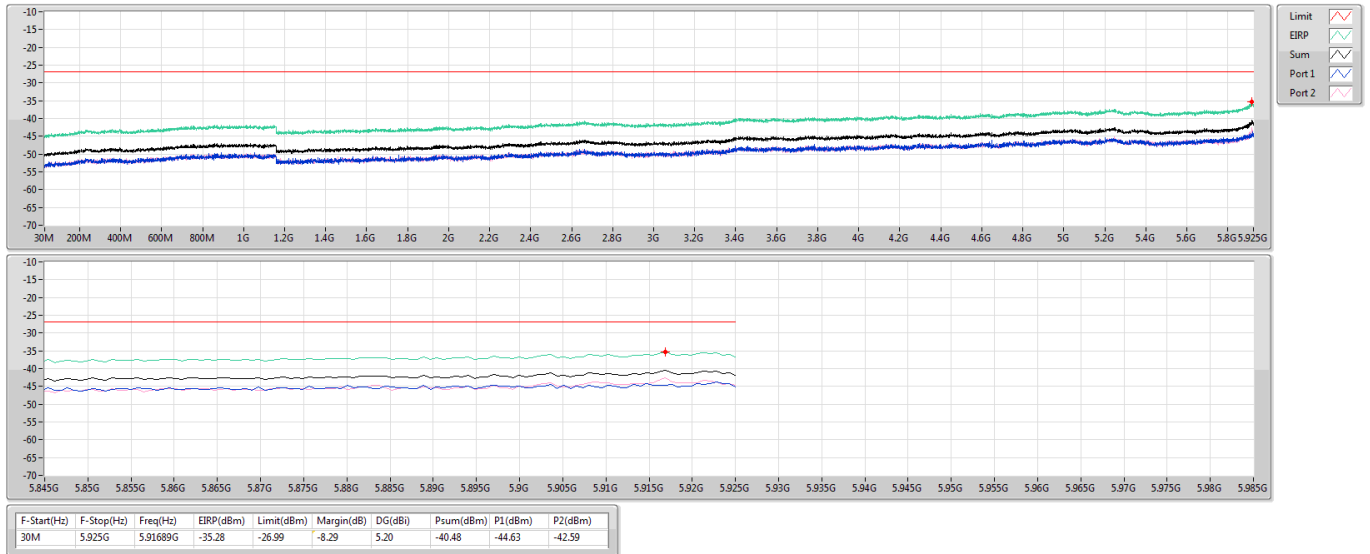


5.925-6.425GHz_ax40_OFDMA_40MHz_Nss1,(MCS0)_2TX

Unwanted Emission

5965MHz_TnomVmax

09/08/2023

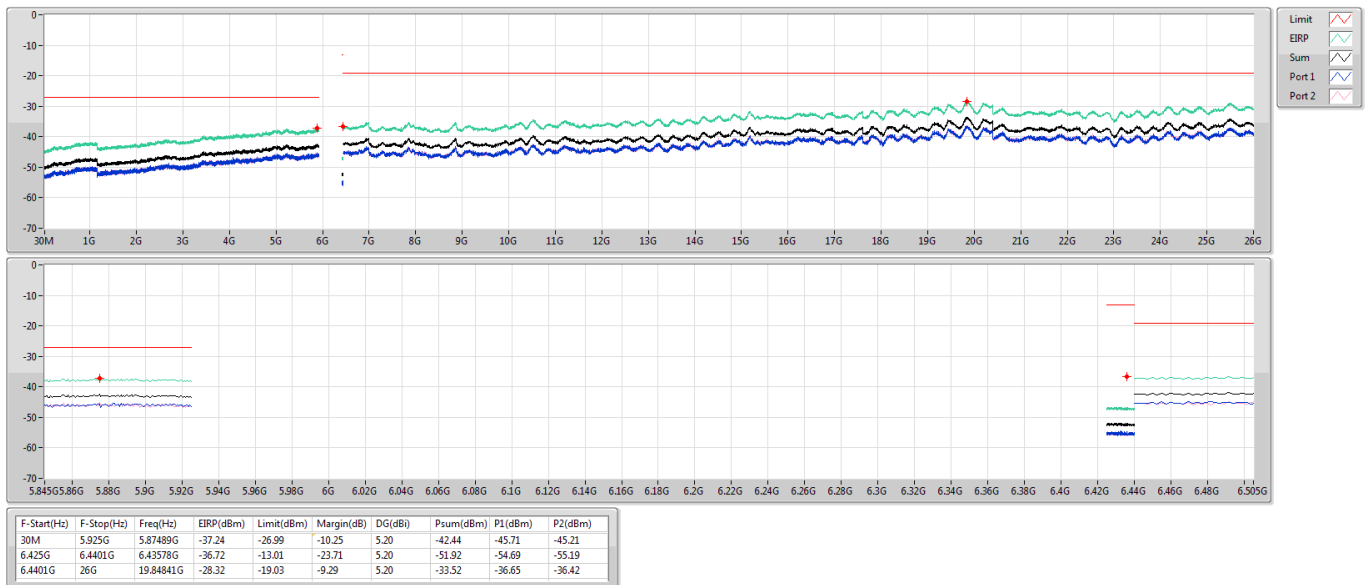


5.925-6.425GHz_ax40_OFDMA_40MHz_Nss1,(MCS0)_2TX

Unwanted Emission

6165MHz_TnomVnom

09/08/2023



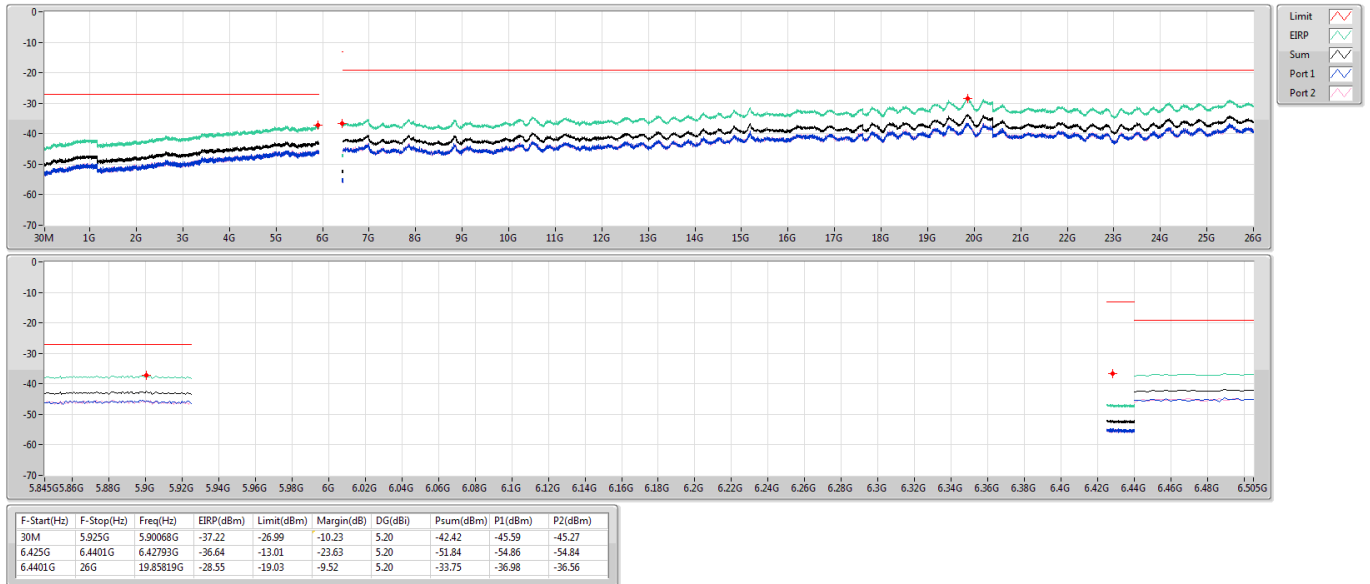


5.925-6.425GHz_ax40_OFDMA_40MHz_Nss1,(MCS0)_2TX

Unwanted Emission

6165MHz_TnomVmin

09/08/2023

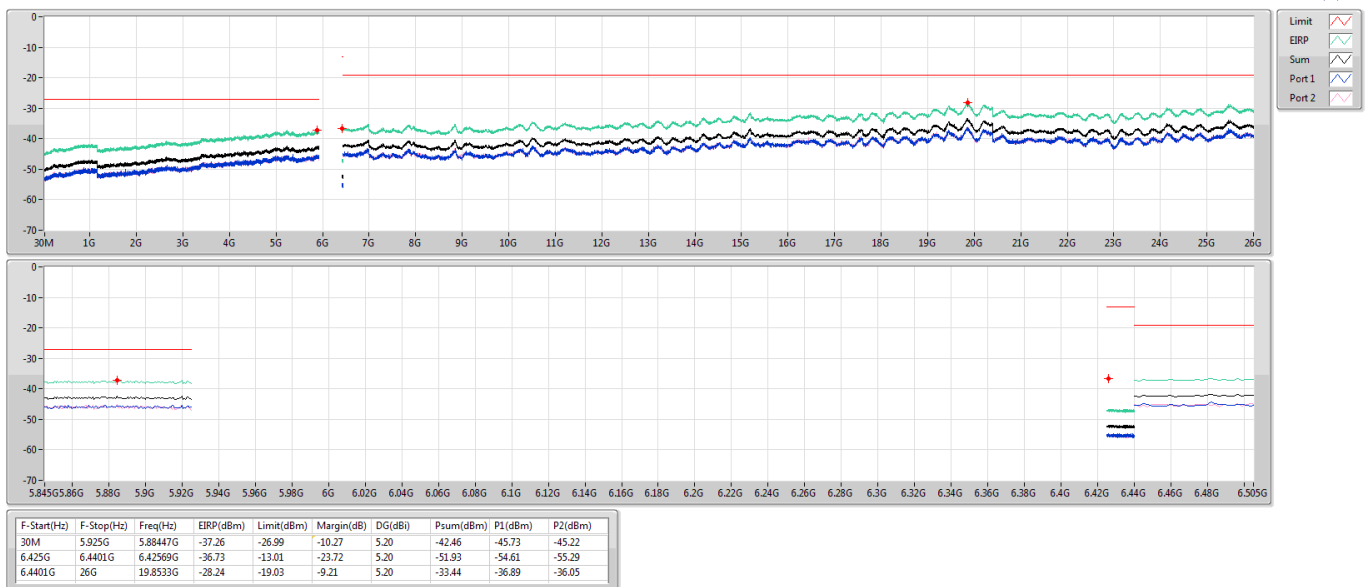


5.925-6.425GHz_ax40_OFDMA_40MHz_Nss1,(MCS0)_2TX

Unwanted Emission

6165MHz_TnomVmax

09/08/2023



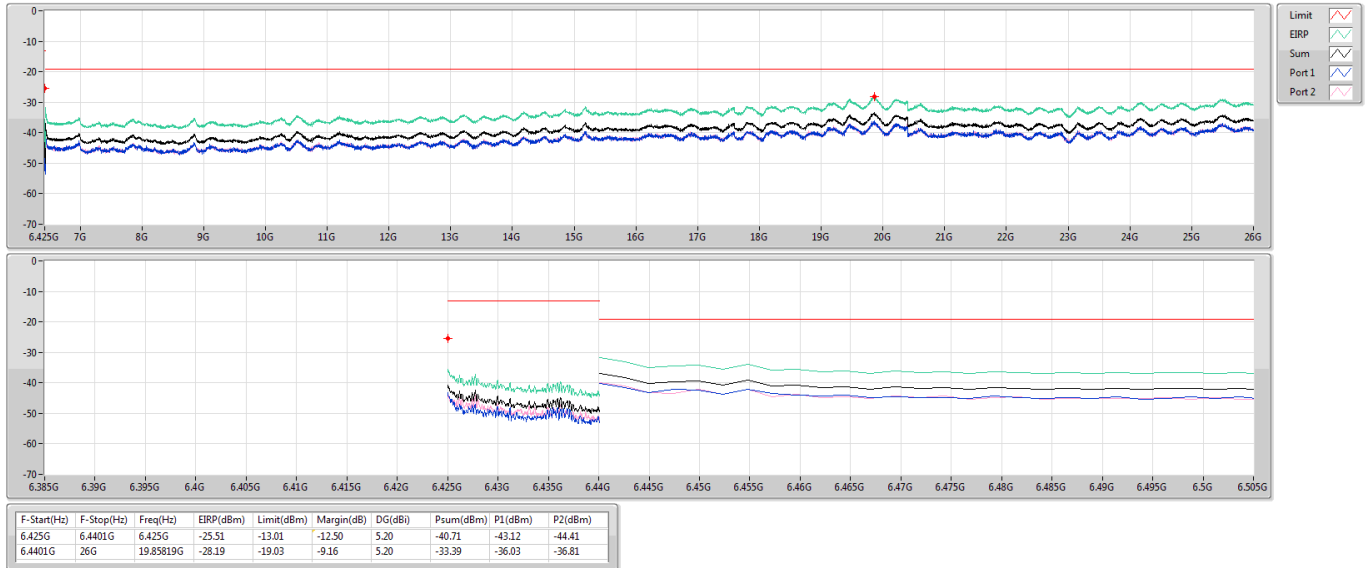


5.925-6.425GHz_ax40_OFDMA_40MHz_Nss1,(MCS0)_2TX

Unwanted Emission

6405MHz_TnomVnom

09/08/2023

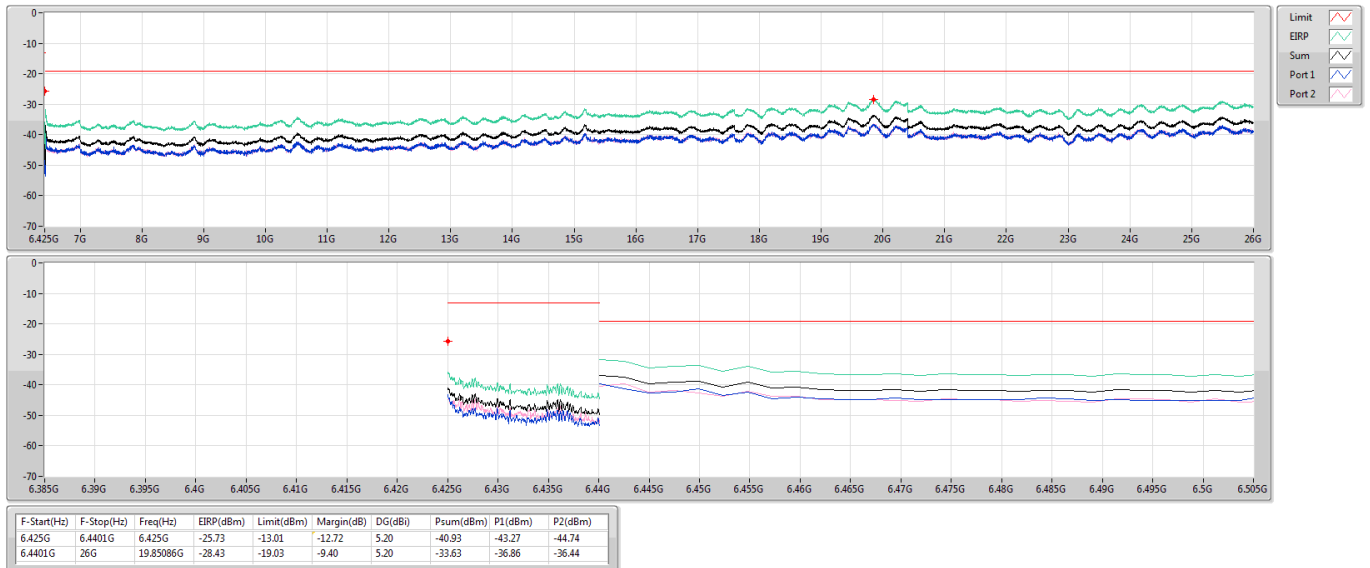


5.925-6.425GHz_ax40_OFDMA_40MHz_Nss1,(MCS0)_2TX

Unwanted Emission

6405MHz_TnomVmin

09/08/2023



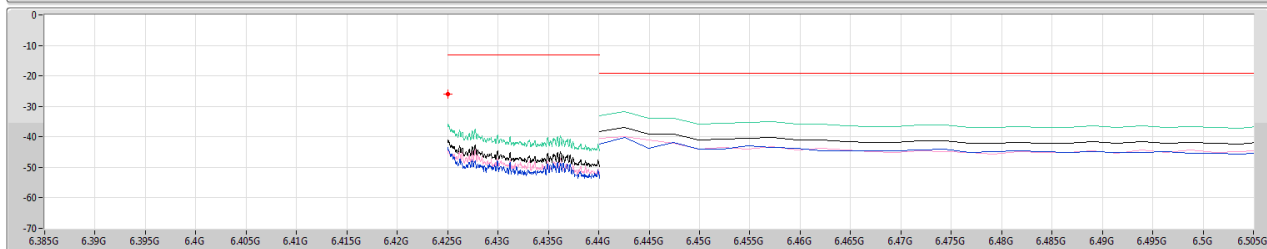
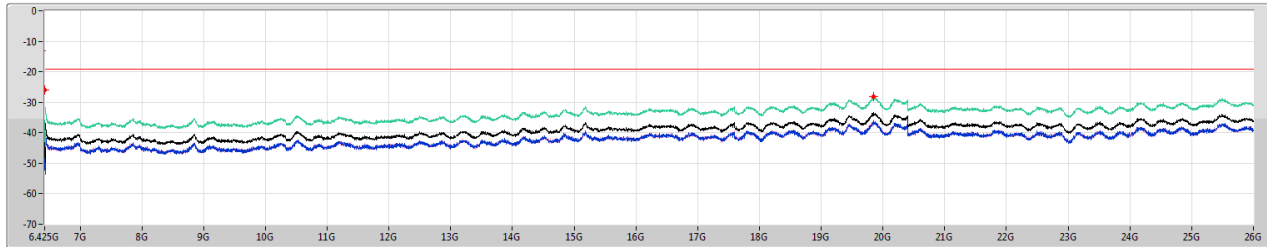


5.925-6.425GHz_ax40_OFDMA_40MHz_Nss1,(MCS0)_2TX

Unwanted Emission

6405MHz_TnomVmax

09/08/2023



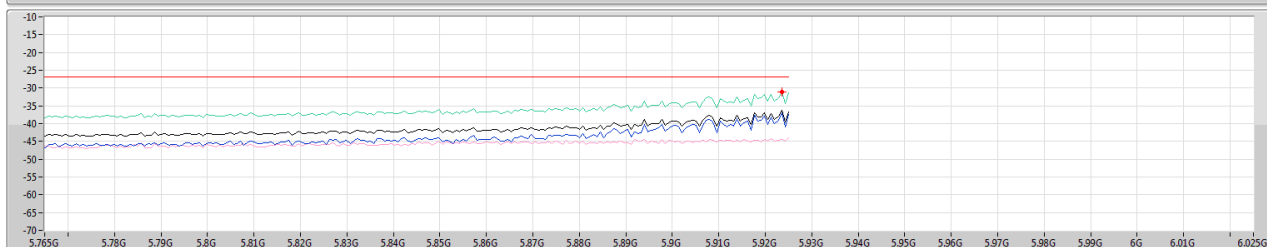
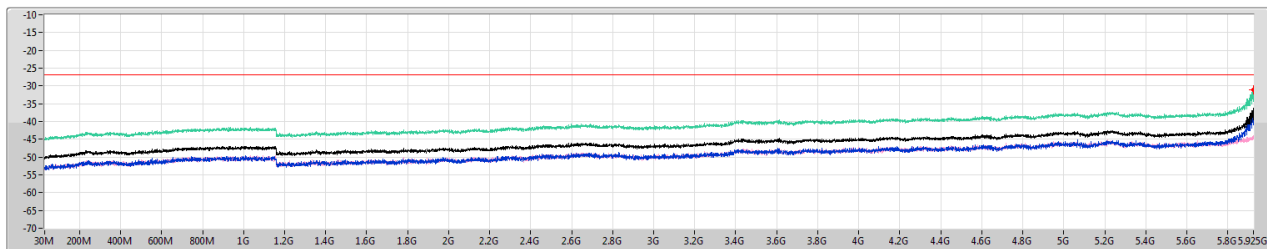
F-Start(Hz)	F-Stop(Hz)	Freq(Hz)	EIRP(dBm)	Limit(dBm)	Margin(dB)	DG(dB)	Psum(dBm)	P1(dBm)	P2(dBm)
6.425G	6.4401G	6.425G	-25.84	-13.01	-12.83	5.20	-41.04	-43.47	-44.71
6.4401G	26G	19.84841G	-28.11	-19.03	-9.08	5.20	-33.31	-36.18	-36.47

5.925-6.425GHz_ax80_OFDMA_80MHz_Nss1,(MCS0)_2TX

Unwanted Emission

5985MHz_TnomVnom

09/08/2023



F-Start(Hz)	F-Stop(Hz)	Freq(Hz)	EIRP(dBm)	Limit(dBm)	Margin(dB)	DG(dB)	Psum(dBm)	P1(dBm)	P2(dBm)
30M	5.925G	5.92353G	-31.15	-26.99	-4.16	5.20	-36.35	-37.07	-44.54

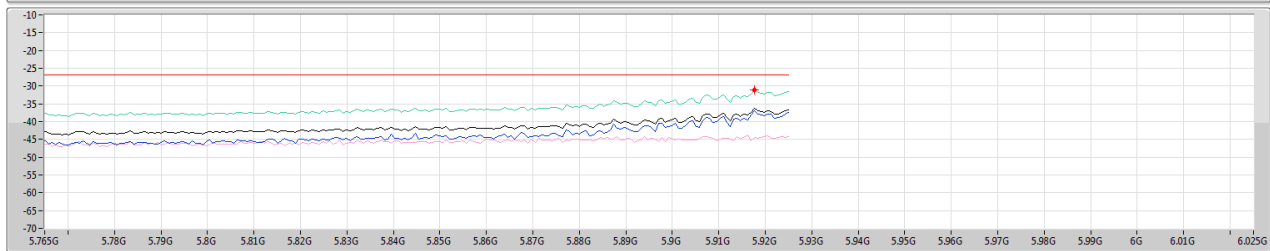
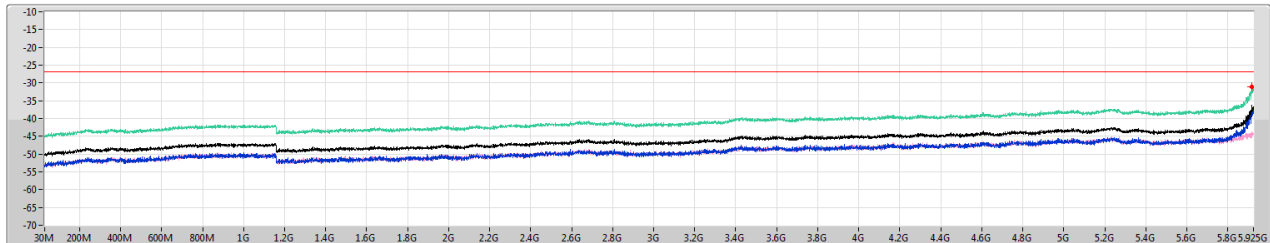


5.925-6.425GHz_ax80_OFDMA_80MHz_Nss1,(MCS0)_2TX

Unwanted Emission

5985MHz_TnomVmin

09/08/2023



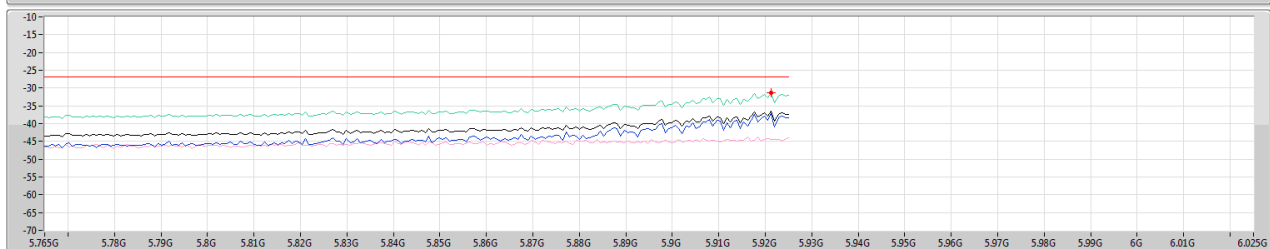
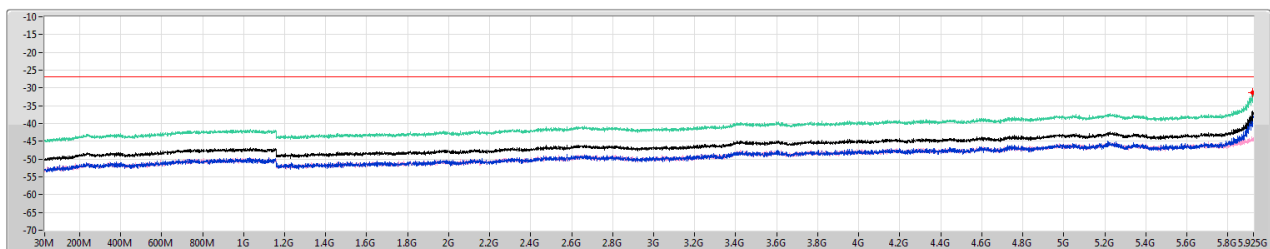
F-Start(Hz)	F-Stop(Hz)	Freq(Hz)	EIRP(dBm)	Limit(dBm)	Margin(dB)	DG(dB)	Psum(dBm)	P1(dBm)	P2(dBm)
30M	5.925G	5.91763G	-31.12	-26.99	-4.13	5.20	-36.32	-37.04	-44.48

5.925-6.425GHz_ax80_OFDMA_80MHz_Nss1,(MCS0)_2TX

Unwanted Emission

5985MHz_TnomVmax

09/08/2023



F-Start(Hz)	F-Stop(Hz)	Freq(Hz)	EIRP(dBm)	Limit(dBm)	Margin(dB)	DG(dB)	Psum(dBm)	P1(dBm)	P2(dBm)
30M	5.925G	5.92132G	-31.23	-26.99	-4.24	5.20	-36.43	-37.17	-44.48

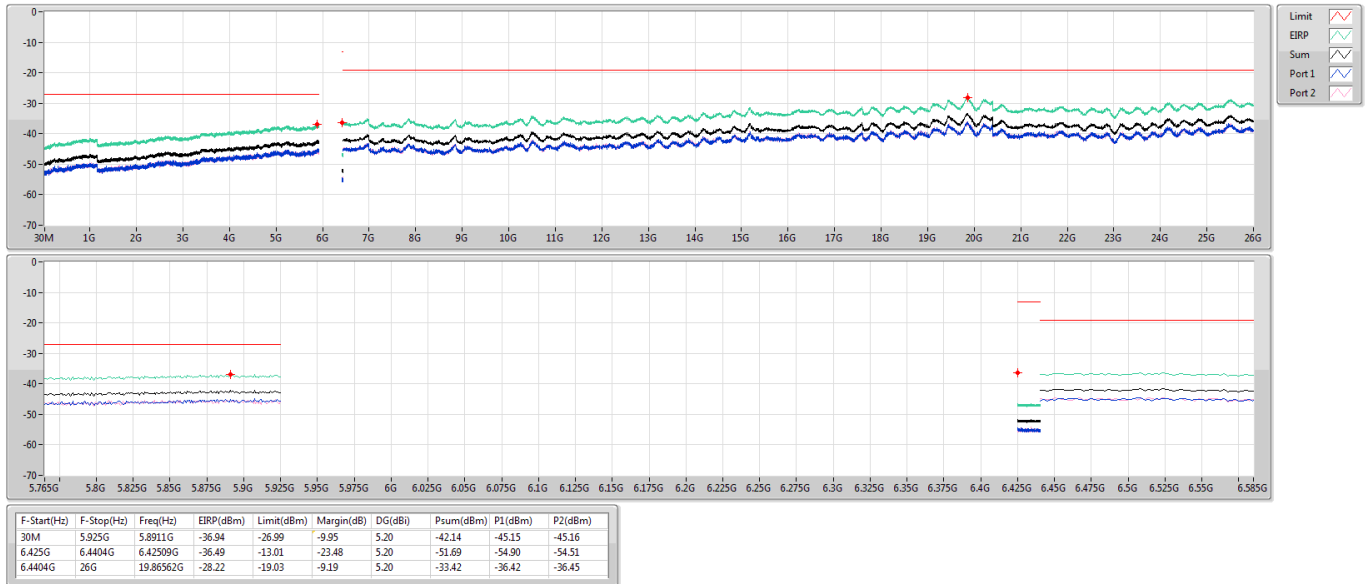


5.925-6.425GHz_ax80_OFDMA_80MHz_Nss1,(MCS0)_2TX

Unwanted Emission

6145MHz_TnomVnom

09/08/2023

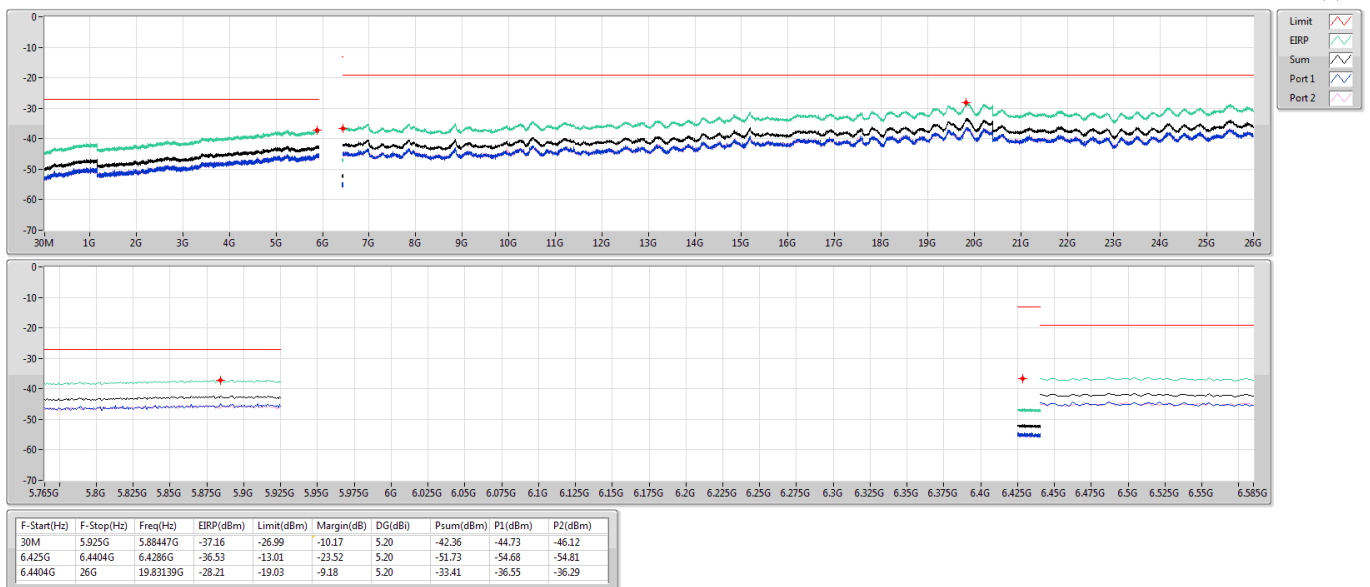


5.925-6.425GHz_ax80_OFDMA_80MHz_Nss1,(MCS0)_2TX

Unwanted Emission

6145MHz_TnomVmin

09/08/2023



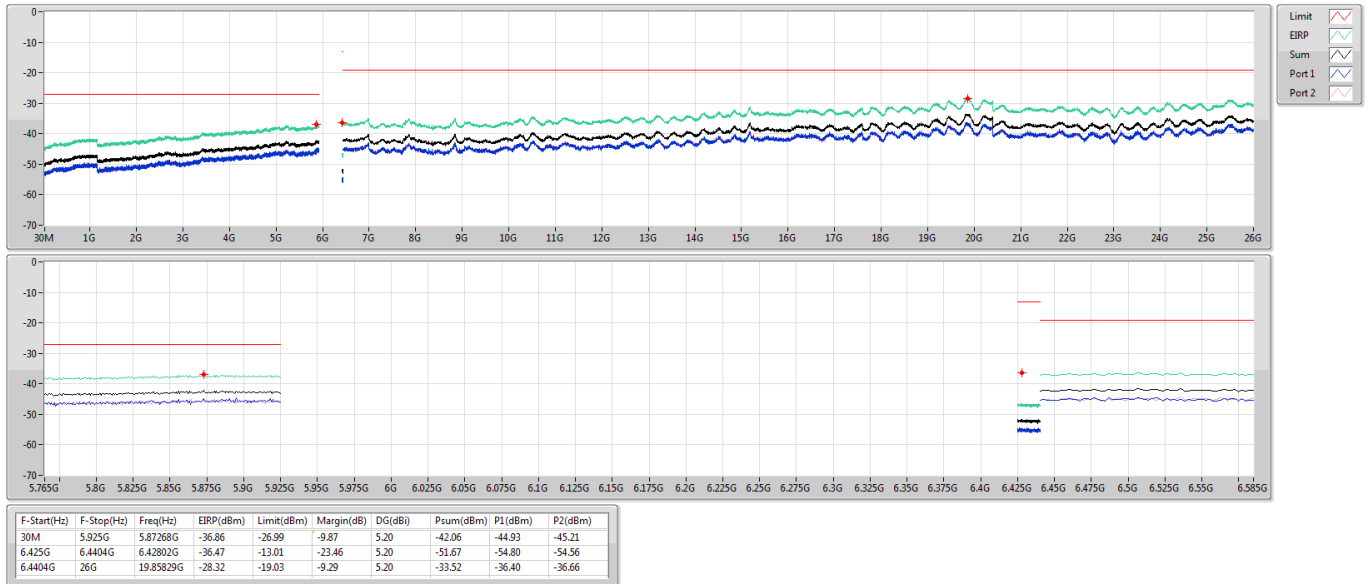


5.925-6.425GHz_ax80_OFDMA_80MHz_Nss1,(MCS0)_2TX

Unwanted Emission

6145MHz_TnomVmax

09/08/2023

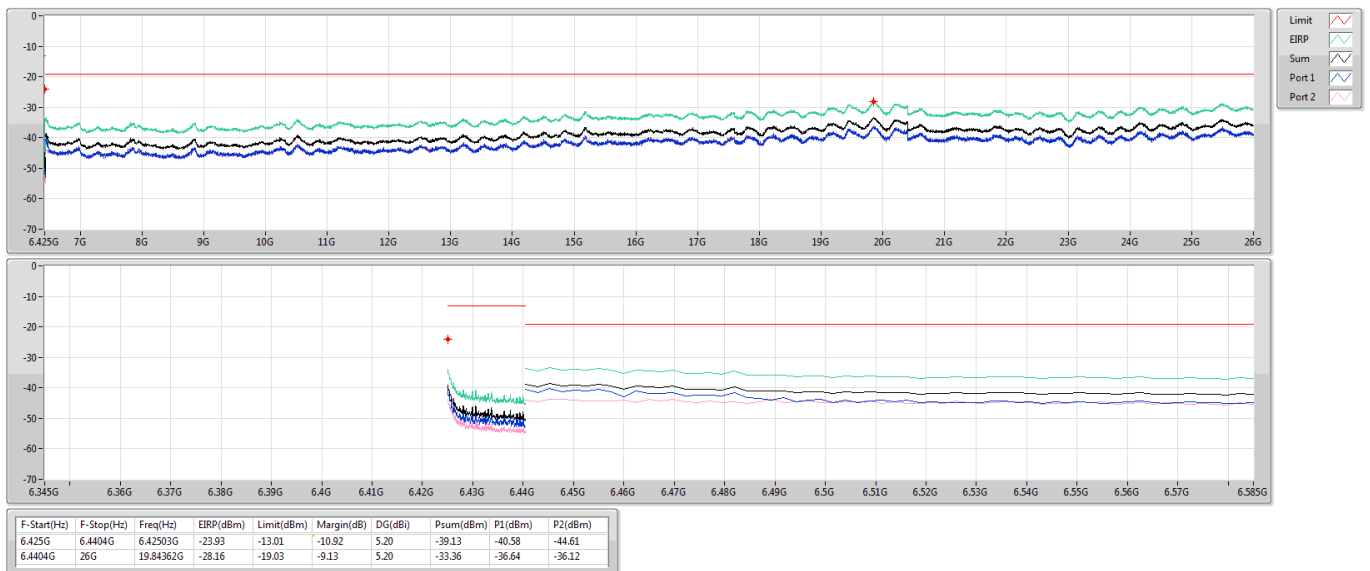


5.925-6.425GHz_ax80_OFDMA_80MHz_Nss1,(MCS0)_2TX

Unwanted Emission

6385MHz_TnomVnom

09/08/2023



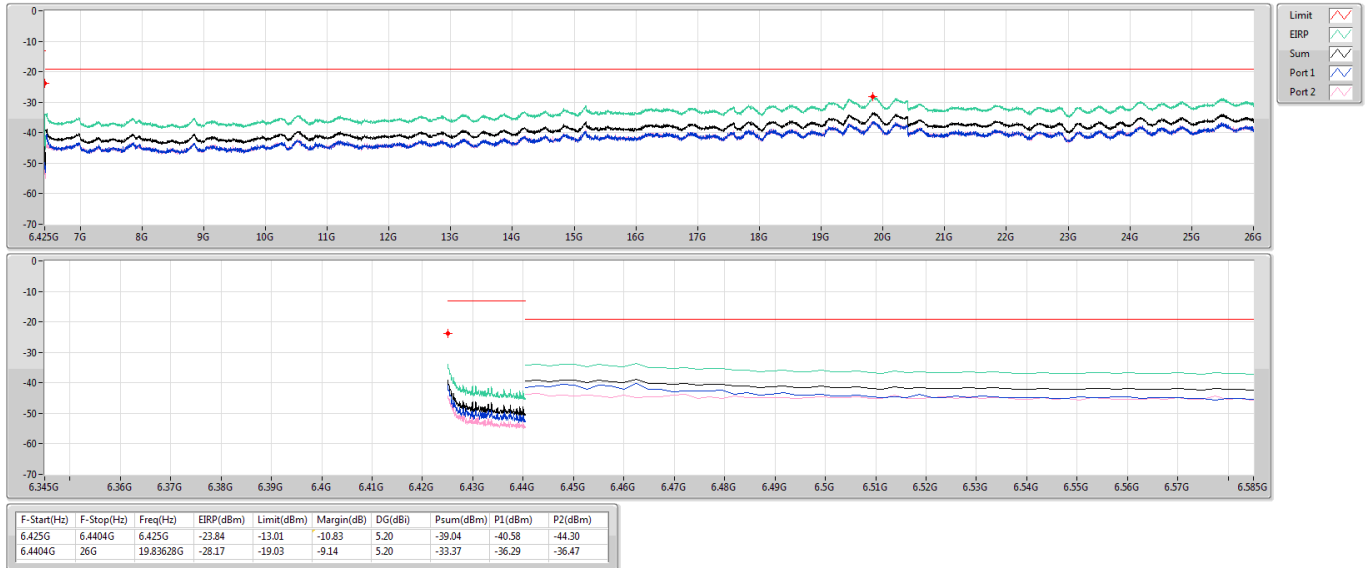


5.925-6.425GHz_ax80_OFDMA_80MHz_Nss1,(MCS0)_2TX

Unwanted Emission

6385MHz_TnomVmin

09/08/2023

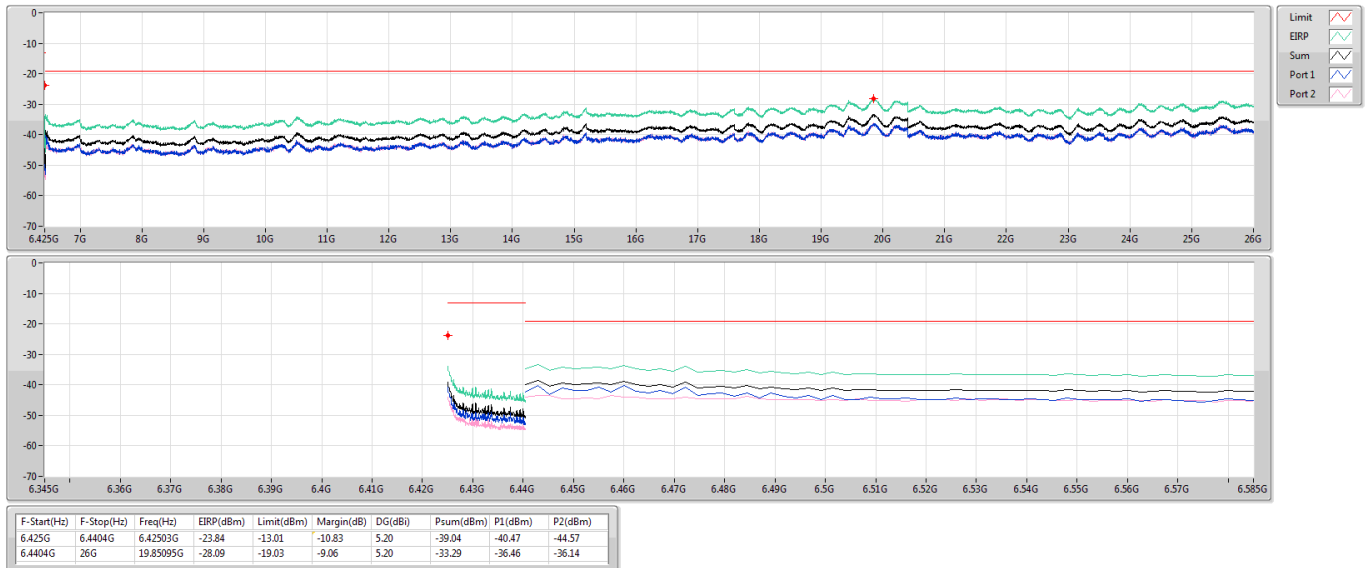


5.925-6.425GHz_ax80_OFDMA_80MHz_Nss1,(MCS0)_2TX

Unwanted Emission

6385MHz_TnomVmax

09/08/2023





partial RU configuration

Summary

Mode	Result	F-Start (Hz)	F-Stop (Hz)	RBW (Hz)	Freq (Hz)	P1 (dBm/MHz)	P2 (dBm/MHz)	Psum (dBm/MHz)	Psum (uW/MHz)	DG (dBi)	EIRP (dBm/MHz)	EIRP (uW/MHz)	Limit (dBm/MHz)	Limit (uW/MHz)
5.925-6.425GHz	-	-	-	-	-	-	-	-	-	-	-	-	-	-
ax20_OFDMA_RU106_Index53_20MHz_Nss1,(MCS0)_2TX	Pass	6.425G	6.4359G	100k(BWr1M)	6.425G	-37.39	-42.25	-36.16	0.24196	5.20	-20.96	8.01191	-13.01	50
ax20_OFDMA_RU26_Index3_20MHz_Nss1,(MCS0)_2TX	Pass	6.4359G	26G	1M	19.8422G	-37.50	-37.45	-34.46	0.35772	5.20	-29.26	1.18451	-19.03	12.5
ax20_OFDMA_RU52_Index38_20MHz_Nss1,(MCS0)_2TX	Pass	6.4359G	26G	1M	19.86421G	-36.95	-37.49	-34.20	0.38007	5.20	-29.00	1.25854	-19.03	12.5
ax40_OFDMA_RU106_Index54_40MHz_Nss1,(MCS0)_2TX	Pass	6.4401G	26G	1M	19.83863G	-37.10	-36.84	-33.96	0.402	5.20	-28.76	1.33114	-19.03	12.5
ax40_OFDMA_RU242_Index61_40MHz_Nss1,(MCS0)_2TX	Pass	6.4401G	26G	1M	19.87286G	-36.33	-36.89	-33.59	0.43745	5.20	-28.39	1.44854	-19.03	12.5
ax40_OFDMA_RU26_Index12_40MHz_Nss1,(MCS0)_2TX	Pass	6.4401G	26G	1M	19.85086G	-37.38	-37.52	-34.44	0.35982	5.20	-29.24	1.19148	-19.03	12.5
ax40_OFDMA_RU52_Index42_40MHz_Nss1,(MCS0)_2TX	Pass	6.4401G	26G	1M	19.84841G	-36.99	-37.77	-34.35	0.3671	5.20	-29.15	1.21557	-19.03	12.5
ax80_OFDMA_RU106_Index58_80MHz_Nss1,(MCS0)_2TX	Pass	6.4404G	26G	1M	19.86562G	-40.90	-41.21	-38.04	0.15697	5.20	-32.84	0.51976	-19.03	12.5
ax80_OFDMA_RU484_Index65_80MHz_Nss1,(MCS0)_2TX	Pass	6.4404G	26G	1M	19.8534G	-36.37	-36.13	-33.24	0.47446	5.20	-28.04	1.57107	-19.03	12.5
ax80_OFDMA_RU52_Index50_80MHz_Nss1,(MCS0)_2TX	Pass	30M	5.925G	1M	5.88963G	-46.21	-46.29	-43.24	0.04743	5.20	-38.04	0.15705	-26.99	2

Result

Mode	Result	F-Start (Hz)	F-Stop (Hz)	RBW (Hz)	Freq (Hz)	P1 (dBm/MHz)	P2 (dBm/MHz)	Psum (dBm/MHz)	Psum (uW/MHz)	DG (dBi)	EIRP (dBm/MHz)	EIRP (uW/MHz)	Limit (dBm/MHz)	Limit (uW/MHz)
ax20_OFDMA_RU26_Index3_20MHz_Nss1,(MCS0)_2TX	-	-	-	-	-	-	-	-	-	-	-	-	-	-
6415MHz_TnomVmax	Pass	6.425G	6.4359G	100k(BWr1M)	6.425G	-45.86	-47.49	-43.59	0.04377	5.20	-28.39	1.44921	-13.01	50
6415MHz_TnomVmax	Pass	6.4359G	26G	1M	19.8422G	-37.50	-37.45	-34.46	0.35772	5.20	-29.26	1.18451	-19.03	12.5
ax20_OFDMA_RU52_Index38_20MHz_Nss1,(MCS0)_2TX	-	-	-	-	-	-	-	-	-	-	-	-	-	-
6415MHz_TnomVmax	Pass	6.425G	6.4359G	100k(BWr1M)	6.425G	-40.16	-44.87	-38.90	0.12897	5.20	-23.70	4.27048	-13.01	50
6415MHz_TnomVmax	Pass	6.4359G	26G	1M	19.86421G	-36.95	-37.49	-34.20	0.38007	5.20	-29.00	1.25854	-19.03	12.5
ax20_OFDMA_RU106_Index53_20MHz_Nss1,(MCS0)_2TX	-	-	-	-	-	-	-	-	-	-	-	-	-	-
6415MHz_TnomVmax	Pass	6.425G	6.4359G	100k(BWr1M)	6.425G	-37.39	-42.25	-36.16	0.24196	5.20	-20.96	8.01191	-13.01	50
6415MHz_TnomVmax	Pass	6.4359G	26G	1M	19.85198G	-36.88	-37.10	-33.98	0.4001	5.20	-28.78	1.32486	-19.03	12.5
ax40_OFDMA_RU26_Index12_40MHz_Nss1,(MCS0)_2TX	-	-	-	-	-	-	-	-	-	-	-	-	-	-
6405MHz_TnomVmax	Pass	6.425G	6.4401G	100k(BWr1M)	6.425G	-54.65	-55.04	-51.83	0.00656	5.20	-36.63	0.21725	-13.01	50
6405MHz_TnomVmax	Pass	6.4401G	26G	1M	19.85086G	-37.38	-37.52	-34.44	0.35982	5.20	-29.24	1.19148	-19.03	12.5
ax40_OFDMA_RU52_Index42_40MHz_Nss1,(MCS0)_2TX	-	-	-	-	-	-	-	-	-	-	-	-	-	-
6405MHz_TnomVmax	Pass	6.425G	6.4401G	100k(BWr1M)	6.425G	-52.92	-53.87	-50.36	0.00921	5.20	-35.16	0.30488	-13.01	50
6405MHz_TnomVmax	Pass	6.4401G	26G	1M	19.84841G	-36.99	-37.77	-34.35	0.3671	5.20	-29.15	1.21557	-19.03	12.5
ax40_OFDMA_RU106_Index54_40MHz_Nss1,(MCS0)_2TX	-	-	-	-	-	-	-	-	-	-	-	-	-	-
6405MHz_TnomVmax	Pass	6.425G	6.4401G	100k(BWr1M)	6.42506G	-54.37	-54.94	-51.64	0.00686	5.20	-36.44	0.22723	-13.01	50
6405MHz_TnomVmax	Pass	6.4401G	26G	1M	19.83863G	-37.10	-36.84	-33.96	0.402	5.20	-28.76	1.33114	-19.03	12.5
ax40_OFDMA_RU242_Index61_40MHz_Nss1,(MCS0)_2TX	-	-	-	-	-	-	-	-	-	-	-	-	-	-
6405MHz_TnomVmax	Pass	6.425G	6.4401G	100k(BWr1M)	6.425G	-52.76	-53.71	-50.20	0.00955	5.20	-35.00	0.31632	-13.01	50
6405MHz_TnomVmax	Pass	6.4401G	26G	1M	19.87286G	-36.33	-36.89	-33.59	0.43745	5.20	-28.39	1.44854	-19.03	12.5
ax80_OFDMA_RU52_Index50_80MHz_Nss1,(MCS0)_2TX	-	-	-	-	-	-	-	-	-	-	-	-	-	-
5985MHz_TnomVmax	Pass	30M	5.925G	1M	5.88963G	-46.21	-46.29	-43.24	0.04743	5.20	-38.04	0.15705	-26.99	2
ax80_OFDMA_RU106_Index58_80MHz_Nss1,(MCS0)_2TX	-	-	-	-	-	-	-	-	-	-	-	-	-	-
6385MHz_TnomVmax	Pass	6.425G	6.4404G	100k(BWr1M)	6.42503G	-51.77	-55.34	-50.19	0.00958	5.20	-34.99	0.31712	-13.01	50
6385MHz_TnomVmax	Pass	6.4404G	26G	1M	19.86562G	-40.90	-41.21	-38.04	0.15697	5.20	-32.84	0.51976	-19.03	12.5
ax80_OFDMA_RU484_Index65_80MHz_Nss1,(MCS0)_2TX	-	-	-	-	-	-	-	-	-	-	-	-	-	-
6385MHz_TnomVmax	Pass	6.425G	6.4404G	100k(BWr1M)	6.42518G	-54.00	-54.59	-51.27	0.00746	5.20	-36.07	0.24691	-13.01	50
6385MHz_TnomVmax	Pass	6.4404G	26G	1M	19.8534G	-36.37	-36.13	-33.24	0.47446	5.20	-28.04	1.57107	-19.03	12.5

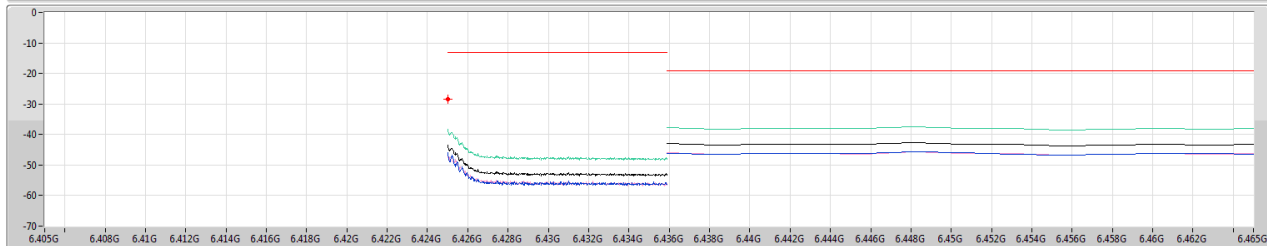
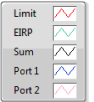
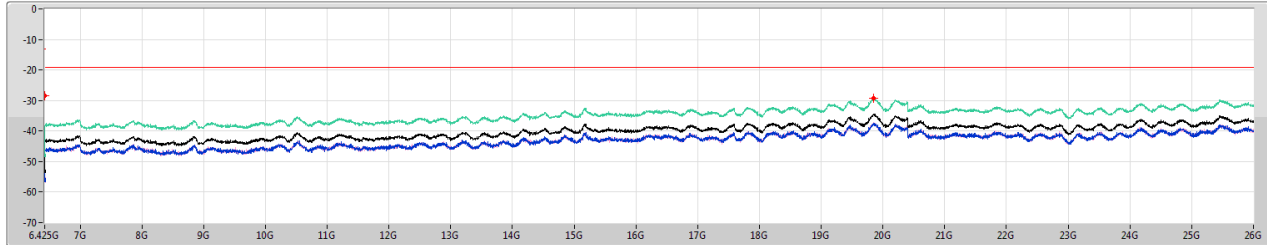


5.925-6.425GHz_ax20_OFDMA_RU26_Index3_20MHz_Nss1,(MCS0)_2TX

Unwanted Emission

6415MHz_TnomVmax

12/08/2023



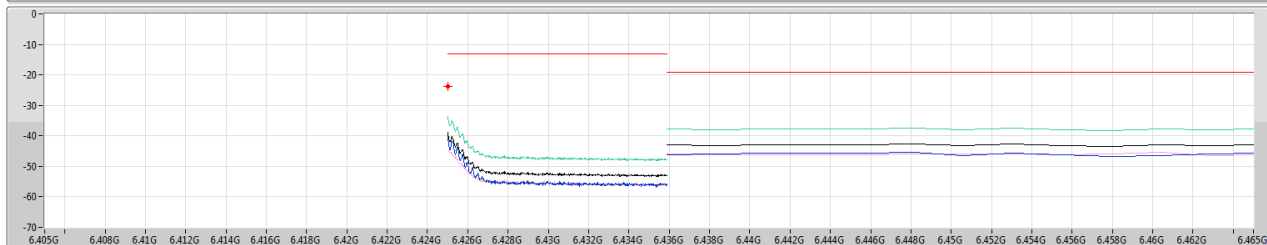
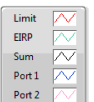
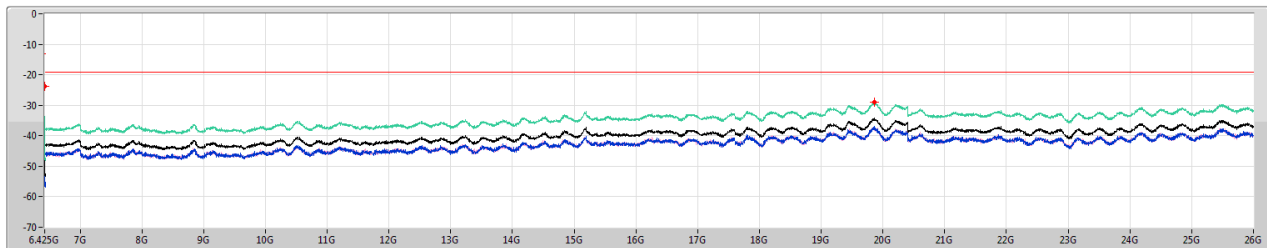
F-Start(Hz)	F-Stop(Hz)	Freq(Hz)	ERP(dBm)	Limit(dBm)	Margin(dB)	DG(dB)	Psum(dBm)	P1(dBm)	P2(dBm)
6.425G	6.439G	6.425G	-28.39	-13.01	-15.38	5.20	-43.59	-45.86	-47.49
6.439G	26G	19.8422G	-29.26	-19.03	-10.23	5.20	-34.46	-37.50	-37.45

5.925-6.425GHz_ax20_OFDMA_RU52_Index38_20MHz_Nss1,(MCS0)_2TX

Unwanted Emission

6415MHz_TnomVmax

12/08/2023



F-Start(Hz)	F-Stop(Hz)	Freq(Hz)	ERP(dBm)	Limit(dBm)	Margin(dB)	DG(dB)	Psum(dBm)	P1(dBm)	P2(dBm)
6.425G	6.439G	6.425G	-23.70	-13.01	-10.69	5.20	-38.90	-40.16	-44.87
6.439G	26G	19.86421G	-29.00	-19.03	-9.97	5.20	-34.20	-36.95	-37.49

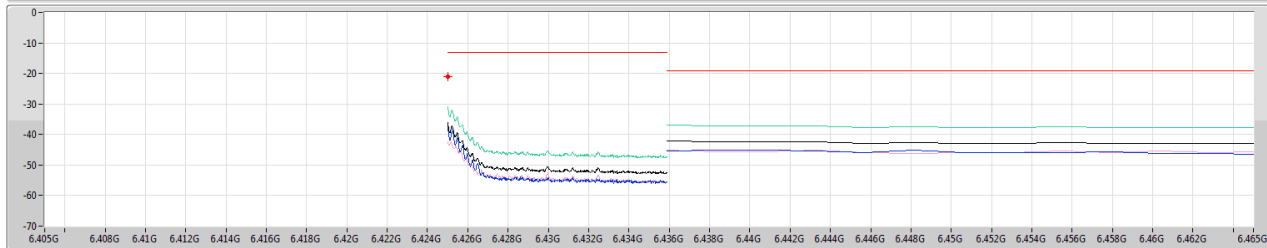
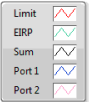
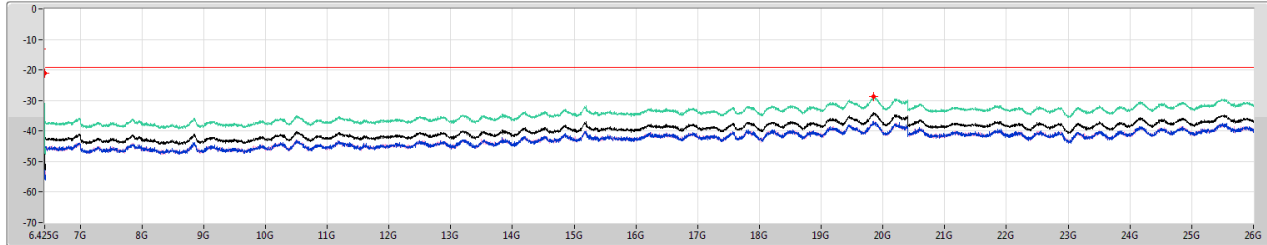


5.925-6.425GHz_ax20_OFDMA_RU106_Index53_20MHz_Nss1,(MCS0)_2TX

Unwanted Emission

6415MHz_TnomVmax

12/08/2023



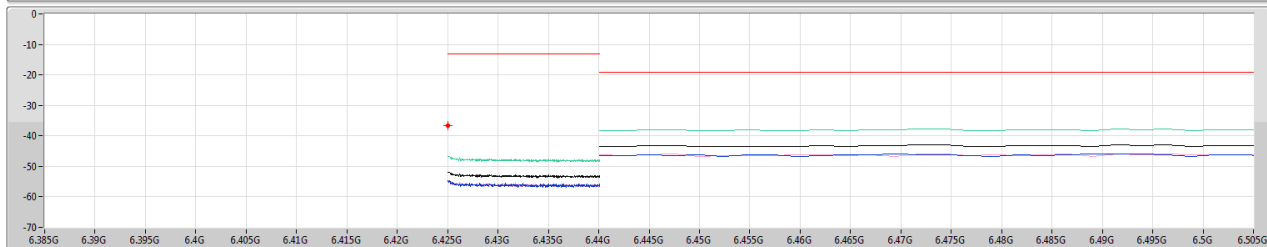
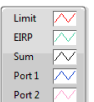
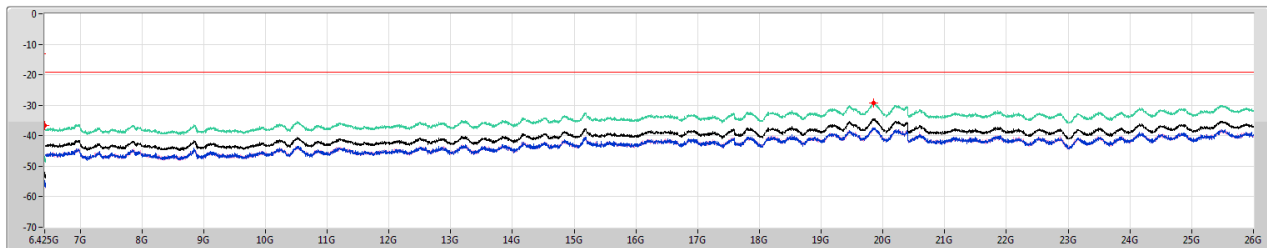
F-Start(Hz)	F-Stop(Hz)	Freq(Hz)	ERP(dBm)	Limit(dBm)	Margin(dB)	DG(dB)	Psum(dBm)	P1(dBm)	P2(dBm)
6.425G	6.435G	6.425G	-20.96	-13.01	-7.95	5.20	-36.16	-37.39	-42.25
6.4359G	26G	19.85198G	-28.78	-19.03	-9.75	5.20	-33.98	-36.88	-37.10

5.925-6.425GHz_ax40_OFDMA_RU26_Index12_40MHz_Nss1,(MCS0)_2TX

Unwanted Emission

6405MHz_TnomVmax

12/08/2023



F-Start(Hz)	F-Stop(Hz)	Freq(Hz)	ERP(dBm)	Limit(dBm)	Margin(dB)	DG(dB)	Psum(dBm)	P1(dBm)	P2(dBm)
6.425G	6.4401G	6.425G	-36.63	-13.01	-23.62	5.20	-51.83	-54.65	-55.04
6.4401G	26G	19.85086G	-29.24	-19.03	-10.21	5.20	-34.44	-37.38	-37.52

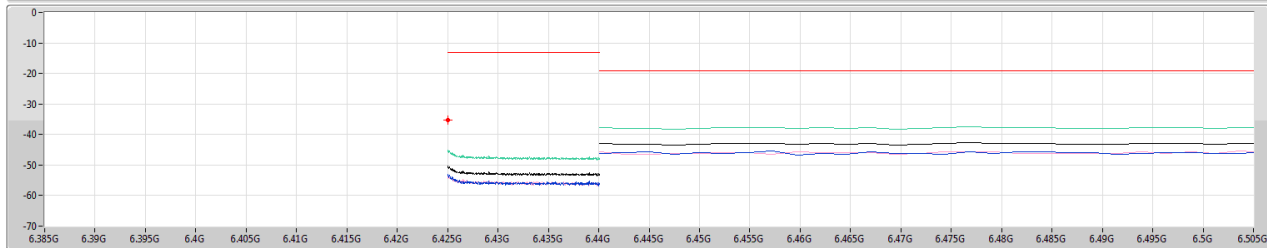
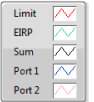
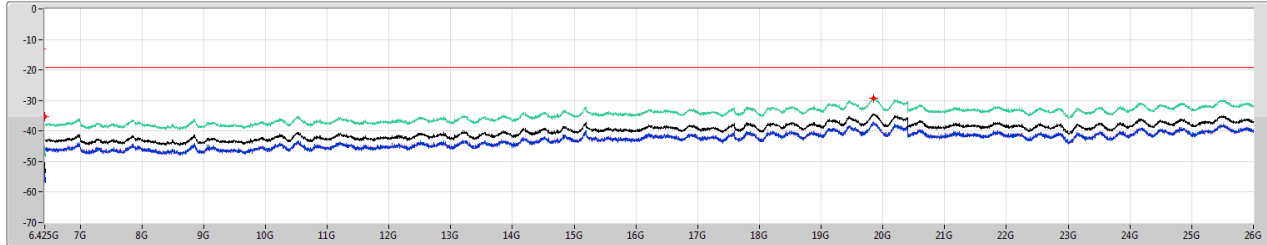


5.925-6.425GHz_ax40_OFDMA_RU52_Index42_40MHz_Nss1,(MCS0)_2TX

Unwanted Emission

6405MHz_TnomVmax

12/08/2023



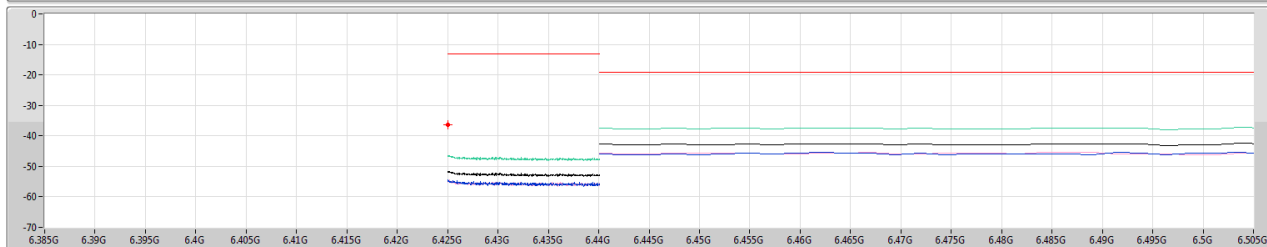
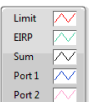
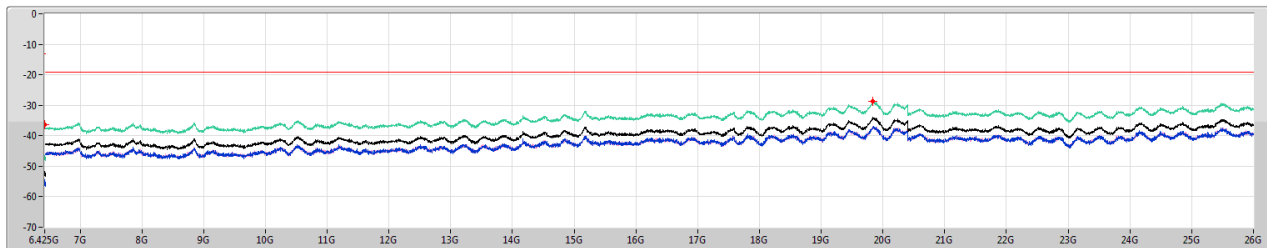
F-Start(Hz)	F-Stop(Hz)	Freq(Hz)	ERP(dBm)	Limit(dBm)	Margin(dB)	DG(dBi)	Psum(dBm)	P1(dBm)	P2(dBm)
6.425G	6.4401G	6.425G	-35.16	-13.01	-22.15	5.20	-50.36	-52.92	-53.87
6.4401G	26G	19.84841G	-29.15	-19.03	-10.12	5.20	-34.35	-36.99	-37.77

5.925-6.425GHz_ax40_OFDMA_RU106_Index54_40MHz_Nss1,(MCS0)_2TX

Unwanted Emission

6405MHz_TnomVmax

12/08/2023



F-Start(Hz)	F-Stop(Hz)	Freq(Hz)	ERP(dBm)	Limit(dBm)	Margin(dB)	DG(dBi)	Psum(dBm)	P1(dBm)	P2(dBm)
6.425G	6.4401G	6.42506G	-36.44	-13.01	-23.43	5.20	-51.64	-54.37	-54.94
6.4401G	26G	19.83863G	-28.76	-19.03	-9.73	5.20	-33.96	-37.10	-36.84

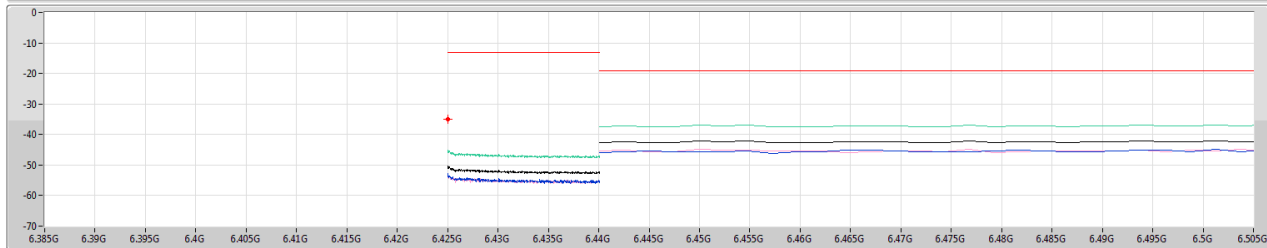
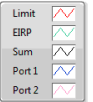
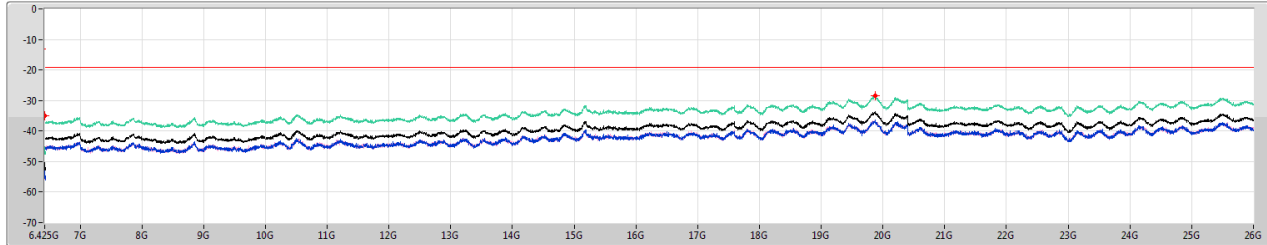


5.925-6.425GHz_ax40_OFDMA_RU242_Index61_40MHz_Nss1,(MCS0)_2TX

Unwanted Emission

6405MHz_TnomVmax

12/08/2023



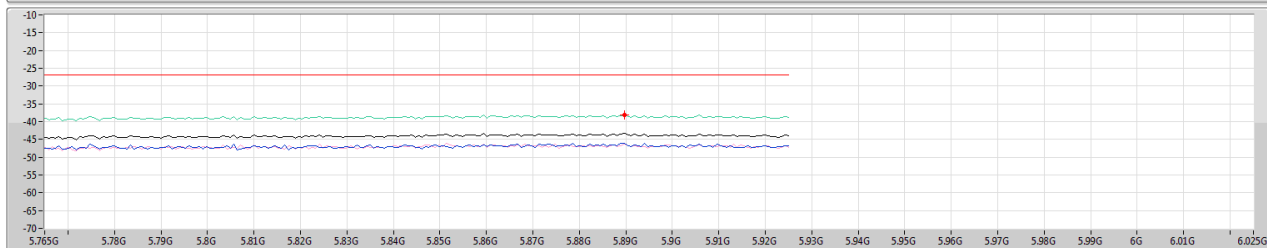
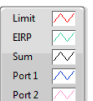
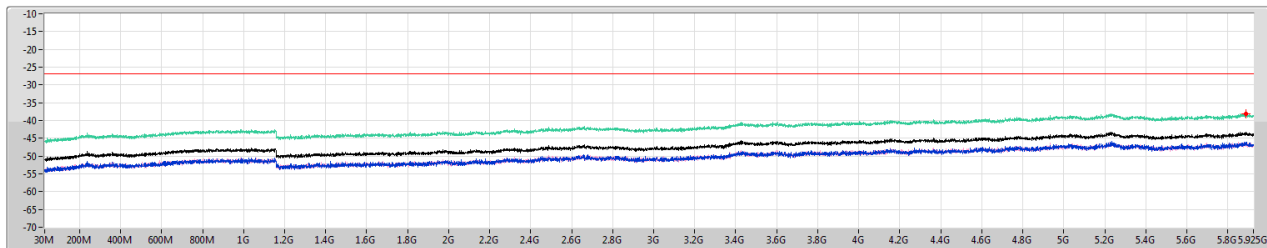
F-Start(Hz)	F-Stop(Hz)	Freq(Hz)	EIRP(dBm)	Limit(dBm)	Margin(dB)	DG(dB)	Psum(dBm)	P1(dBm)	P2(dBm)
6.425G	6.4401G	6.425G	-35.00	-13.01	-21.99	5.20	-50.20	-52.76	-53.71
6.4401G	26G	19.87286G	-28.39	-19.03	-9.36	5.20	-33.39	-36.33	-36.89

5.925-6.425GHz_ax80_OFDMA_RU52_Index50_80MHz_Nss1,(MCS0)_2TX

Unwanted Emission

5985MHz_TnomVmax

12/08/2023



F-Start(Hz)	F-Stop(Hz)	Freq(Hz)	EIRP(dBm)	Limit(dBm)	Margin(dB)	DG(dB)	Psum(dBm)	P1(dBm)	P2(dBm)
30M	5.925G	5.88963G	-38.04	-26.99	-11.05	5.20	-43.24	-46.21	-46.29

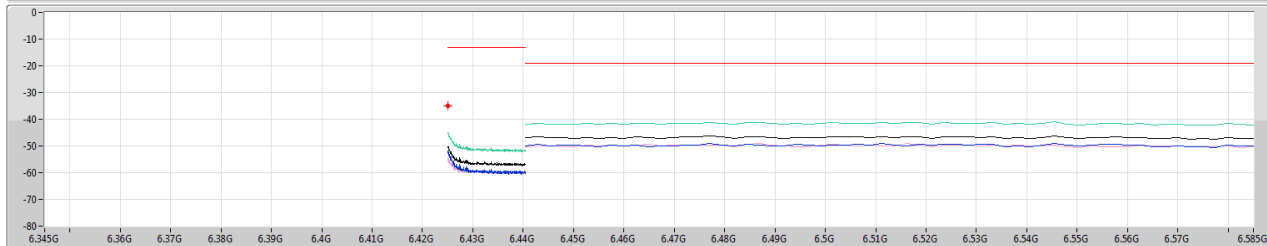
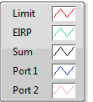
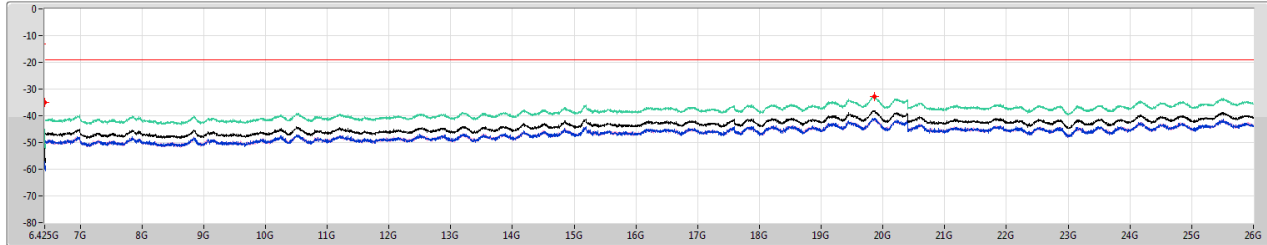


5.925-6.425GHz_ax80_OFDMA_RU106_Index58_80MHz_Nss1,(MCS0)_2TX

Unwanted Emission

6385MHz_TnomVmax

05/09/2023



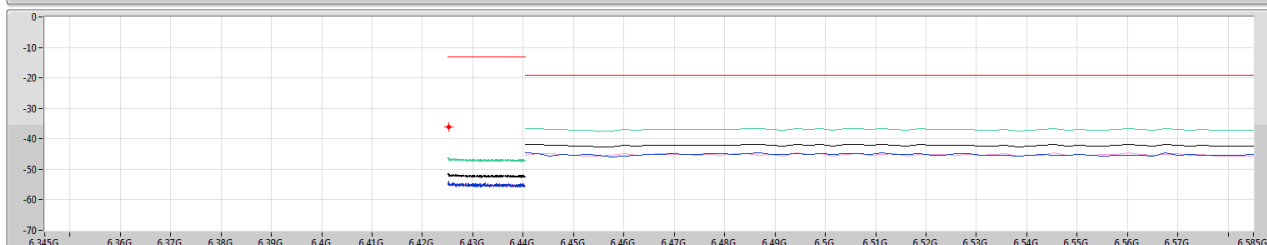
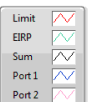
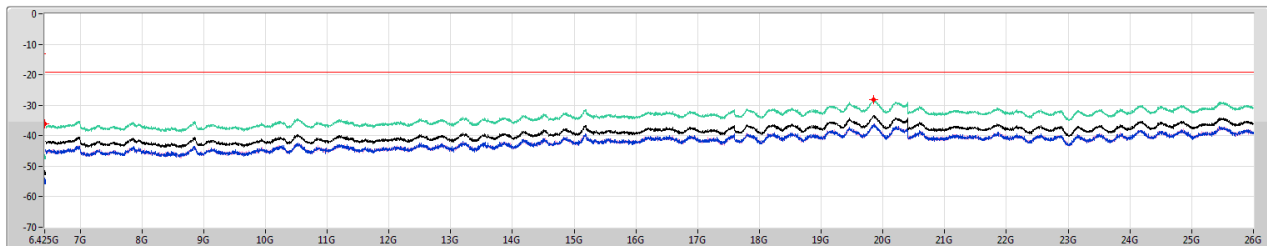
F-Start(Hz)	F-Stop(Hz)	Freq(Hz)	EIRP(dBm)	Limit(dBm)	Margin(dB)	DG(dBi)	Psum(dBm)	P1(dBm)	P2(dBm)
6.425G	6.4404G	6.42503G	-34.99	-13.01	-21.98	5.20	-50.19	-51.77	-55.34
6.4404G	26G	19.86562G	-32.84	-19.03	-13.81	5.20	-38.04	-40.90	-41.21

5.925-6.425GHz_ax80_OFDMA_RU484_Index65_80MHz_Nss1,(MCS0)_2TX

Unwanted Emission

6385MHz_TnomVmax

12/08/2023



F-Start(Hz)	F-Stop(Hz)	Freq(Hz)	EIRP(dBm)	Limit(dBm)	Margin(dB)	DG(dBi)	Psum(dBm)	P1(dBm)	P2(dBm)
6.425G	6.4404G	6.42518G	-36.07	-13.01	-23.06	5.20	-51.27	-54.00	-54.59
6.4404G	26G	19.8534G	-28.04	-19.03	-9.01	5.20	-33.24	-36.37	-36.13

Summary

Mode	Result	Carrier (dBm)	-Adj Ch (dBm)	-Adj Ch (dB)	+Adj Ch (dBm)	+Adj Ch (dB)	Limit (dB)	-Alt Ch (dBm)
5.925-6.425GHz	-	-	-	-	-	-	-	-
802.11a_Nss1,(MCS0)_2TX	Pass	11.88	-24.12	36.00	-24.19	36.07	25	-33.55
ax20_OFDMA_20MHz_Nss1,(MCS0)_2TX	Pass	11.70	-23.88	35.58	-24.91	36.61	25	-32.65
ax40_OFDMA_40MHz_Nss1,(MCS0)_2TX	Pass	12.94	-24.56	37.50	-25.49	38.43	25	-29.36
ax80_OFDMA_80MHz_Nss1,(MCS0)_2TX	Pass	14.17	-23.63	37.80	-24.77	38.94	25	-28.59

Result

Mode	Result	Carrier (dBm)	-Adj Ch (dBm)	-Adj Ch (dB)	+Adj Ch (dBm)	+Adj Ch (dB)	Limit (dB)	-Alt Ch (dBm)
802.11a_Nss1,(MCS0)_2TX	-	-	-	-	-	-	-	-
5955MHz_TnomVnom	Pass	12.49	-23.86	36.35	-24.50	36.99	25	-34.51
5955MHz_TnomVnom	Pass	11.88	-24.03	35.91	-24.38	36.26	25	-34.53
5955MHz_TnomVnom	Pass	15.20	-20.94	36.14	-21.43	36.63	25	-31.50
5955MHz_TnomVmin	Pass	12.52	-23.85	36.37	-24.44	36.96	25	-34.49
5955MHz_TnomVmin	Pass	11.87	-24.03	35.90	-24.35	36.22	25	-34.53
5955MHz_TnomVmin	Pass	15.22	-20.93	36.15	-21.38	36.60	25	-31.50
5955MHz_TnomVmax	Pass	12.43	-23.93	36.36	-24.54	36.97	25	-34.52
5955MHz_TnomVmax	Pass	11.87	-24.01	35.88	-24.36	36.23	25	-34.52
5955MHz_TnomVmax	Pass	15.17	-20.96	36.13	-21.44	36.61	25	-31.51
6175MHz_TnomVnom	Pass	12.34	-24.10	36.44	-24.22	36.56	25	-34.24
6175MHz_TnomVnom	Pass	11.94	-24.29	36.23	-24.20	36.14	25	-34.30
6175MHz_TnomVnom	Pass	15.16	-21.18	36.34	-21.20	36.36	25	-31.26
6175MHz_TnomVmin	Pass	12.43	-23.99	36.42	-24.15	36.58	25	-34.22
6175MHz_TnomVmin	Pass	11.88	-24.43	36.31	-24.22	36.10	25	-34.31
6175MHz_TnomVmin	Pass	15.18	-21.19	36.37	-21.17	36.35	25	-31.26
6175MHz_TnomVmax	Pass	12.41	-24.01	36.42	-24.11	36.52	25	-34.22
6175MHz_TnomVmax	Pass	11.86	-24.46	36.32	-24.22	36.08	25	-34.30
6175MHz_TnomVmax	Pass	15.16	-21.22	36.38	-21.15	36.31	25	-31.25
6415MHz_TnomVnom	Pass	12.30	-23.90	36.20	-24.57	36.87	25	-33.53
6415MHz_TnomVnom	Pass	11.88	-24.12	36.00	-24.19	36.07	25	-33.55
6415MHz_TnomVnom	Pass	15.10	-21.00	36.10	-21.37	36.47	25	-30.53
6415MHz_TnomVmin	Pass	12.28	-23.94	36.22	-24.62	36.90	25	-33.55
6415MHz_TnomVmin	Pass	11.90	-24.03	35.93	-24.19	36.09	25	-33.55
6415MHz_TnomVmin	Pass	15.10	-20.98	36.08	-21.39	36.49	25	-30.54
6415MHz_TnomVmax	Pass	12.28	-23.90	36.18	-24.58	36.86	25	-33.53
6415MHz_TnomVmax	Pass	11.89	-23.97	35.86	-24.18	36.07	25	-33.54
6415MHz_TnomVmax	Pass	15.10	-20.93	36.03	-21.37	36.47	25	-30.53
ax20_OFDMA_20MHz_Nss1,(MCS0)_2TX	-	-	-	-	-	-	-	-
5955MHz_TnomVnom	Pass	14.45	-20.83	35.28	-22.04	36.49	25	-33.25
5955MHz_TnomVnom	Pass	13.62	-22.07	35.69	-23.19	36.81	25	-33.14
5955MHz_TnomVnom	Pass	17.06	-18.40	35.46	-19.57	36.63	25	-30.18
5955MHz_TnomVmin	Pass	14.44	-20.95	35.39	-22.14	36.58	25	-33.25

Mode	Result	Carrier (dBm)	-Adj Ch (dBm)	-Adj Ch (dB)	+Adj Ch (dBm)	+Adj Ch (dB)	Limit (dB)	-Alt Ch (dBm)
5955MHz_TnomVmin	Pass	13.61	-22.16	35.77	-23.15	36.76	25	-33.15
5955MHz_TnomVmin	Pass	17.06	-18.50	35.56	-19.61	36.67	25	-30.19
5955MHz_TnomVmax	Pass	14.29	-21.07	35.36	-22.23	36.52	25	-33.28
5955MHz_TnomVmax	Pass	13.59	-22.09	35.68	-23.18	36.77	25	-33.13
5955MHz_TnomVmax	Pass	16.97	-18.54	35.51	-19.67	36.64	25	-30.19
6175MHz_TnomVnom	Pass	14.08	-21.52	35.60	-21.89	35.97	25	-33.10
6175MHz_TnomVnom	Pass	13.60	-22.03	35.63	-22.60	36.20	25	-32.87
6175MHz_TnomVnom	Pass	16.86	-18.76	35.62	-19.22	36.08	25	-29.97
6175MHz_TnomVmin	Pass	14.07	-21.40	35.47	-21.86	35.93	25	-33.10
6175MHz_TnomVmin	Pass	13.59	-21.99	35.58	-22.57	36.16	25	-32.87
6175MHz_TnomVmin	Pass	16.85	-18.68	35.53	-19.19	36.04	25	-29.97
6175MHz_TnomVmax	Pass	14.06	-21.46	35.52	-21.93	35.99	25	-33.12
6175MHz_TnomVmax	Pass	13.57	-21.99	35.56	-22.54	36.11	25	-32.86
6175MHz_TnomVmax	Pass	16.84	-18.70	35.54	-19.22	36.06	25	-29.97
6415MHz_TnomVnom	Pass	12.01	-23.24	35.25	-25.08	37.09	25	-32.66
6415MHz_TnomVnom	Pass	11.74	-23.76	35.50	-24.94	36.68	25	-32.64
6415MHz_TnomVnom	Pass	14.89	-20.48	35.37	-22.00	36.89	25	-29.64
6415MHz_TnomVmin	Pass	12.11	-23.20	35.31	-24.87	36.98	25	-32.67
6415MHz_TnomVmin	Pass	11.70	-23.88	35.58	-24.91	36.61	25	-32.65
6415MHz_TnomVmin	Pass	14.92	-20.51	35.43	-21.88	36.80	25	-29.65
6415MHz_TnomVmax	Pass	12.10	-23.21	35.31	-24.89	36.99	25	-32.66
6415MHz_TnomVmax	Pass	11.72	-23.83	35.55	-24.95	36.67	25	-32.63
6415MHz_TnomVmax	Pass	14.93	-20.50	35.43	-21.91	36.84	25	-29.64
ax40_OFDMA_40MHz_Nss1,(MCS0)_2TX	-	-	-	-	-	-	-	-
5965MHz_TnomVnom	Pass	13.81	-27.43	41.24	-27.06	40.87	25	-29.98
5965MHz_TnomVnom	Pass	13.03	-26.94	39.97	-27.47	40.50	25	-30.03
5965MHz_TnomVnom	Pass	16.45	-24.16	40.61	-24.25	40.70	25	-27.00
5965MHz_TnomVmin	Pass	13.78	-27.50	41.28	-27.11	40.89	25	-29.98
5965MHz_TnomVmin	Pass	13.01	-26.92	39.93	-27.45	40.46	25	-30.03
5965MHz_TnomVmin	Pass	16.42	-24.19	40.61	-24.27	40.69	25	-26.99
5965MHz_TnomVmax	Pass	13.80	-27.47	41.27	-27.10	40.90	25	-29.97
5965MHz_TnomVmax	Pass	13.00	-26.92	39.92	-27.46	40.46	25	-30.04
5965MHz_TnomVmax	Pass	16.43	-24.18	40.61	-24.26	40.69	25	-27.00
6165MHz_TnomVnom	Pass	13.81	-26.74	40.55	-25.17	38.98	25	-30.02
6165MHz_TnomVnom	Pass	13.13	-26.89	40.02	-26.66	39.79	25	-30.24
6165MHz_TnomVnom	Pass	16.49	-23.80	40.29	-22.84	39.33	25	-27.12
6165MHz_TnomVmin	Pass	13.79	-26.79	40.58	-25.20	38.99	25	-30.04
6165MHz_TnomVmin	Pass	13.12	-26.85	39.97	-26.65	39.77	25	-30.23
6165MHz_TnomVmin	Pass	16.48	-23.80	40.28	-22.86	39.34	25	-27.13
6165MHz_TnomVmax	Pass	13.78	-26.82	40.60	-25.23	39.01	25	-30.04
6165MHz_TnomVmax	Pass	13.10	-26.82	39.92	-26.64	39.74	25	-30.24
6165MHz_TnomVmax	Pass	16.46	-23.81	40.27	-22.87	39.33	25	-27.13

Mode	Result	Carrier (dBm)	-Adj Ch (dBm)	-Adj Ch (dB)	+Adj Ch (dBm)	+Adj Ch (dB)	Limit (dB)	-Alt Ch (dBm)
6405MHz_TnomVnom	Pass	13.66	-26.71	40.37	-26.19	39.85	25	-29.50
6405MHz_TnomVnom	Pass	12.95	-24.56	37.51	-25.50	38.45	25	-29.37
6405MHz_TnomVnom	Pass	16.33	-22.50	38.83	-22.82	39.15	25	-26.42
6405MHz_TnomVmin	Pass	13.64	-26.74	40.38	-26.25	39.89	25	-29.51
6405MHz_TnomVmin	Pass	12.94	-24.56	37.50	-25.49	38.43	25	-29.36
6405MHz_TnomVmin	Pass	16.32	-22.51	38.83	-22.84	39.16	25	-26.42
6405MHz_TnomVmax	Pass	13.65	-26.73	40.38	-26.22	39.87	25	-29.51
6405MHz_TnomVmax	Pass	12.93	-24.53	37.46	-25.48	38.41	25	-29.38
6405MHz_TnomVmax	Pass	16.31	-22.48	38.79	-22.83	39.14	25	-26.43
ax80_OFDMA_80MHz_Nss1,(MCS0)_2TX	-	-	-	-	-	-	-	-
5985MHz_TnomVnom	Pass	13.81	-25.27	39.08	-25.31	39.12	25	-30.09
5985MHz_TnomVnom	Pass	13.01	-27.97	40.98	-28.16	41.17	25	-31.13
5985MHz_TnomVnom	Pass	16.44	-23.40	39.84	-23.50	39.94	25	-27.57
5985MHz_TnomVmin	Pass	13.98	-24.70	38.68	-24.71	38.69	25	-29.95
5985MHz_TnomVmin	Pass	13.07	-27.92	40.99	-28.14	41.21	25	-31.09
5985MHz_TnomVmin	Pass	16.56	-23.00	39.56	-23.09	39.65	25	-27.47
5985MHz_TnomVmax	Pass	13.99	-24.63	38.62	-24.63	38.62	25	-29.94
5985MHz_TnomVmax	Pass	13.07	-27.87	40.94	-28.09	41.16	25	-31.07
5985MHz_TnomVmax	Pass	16.56	-22.94	39.50	-23.02	39.58	25	-27.46
6145MHz_TnomVnom	Pass	14.26	-24.34	38.60	-23.92	38.18	25	-29.52
6145MHz_TnomVnom	Pass	13.13	-27.85	40.98	-27.10	40.23	25	-30.99
6145MHz_TnomVnom	Pass	16.74	-22.74	39.48	-22.21	38.95	25	-27.18
6145MHz_TnomVmin	Pass	14.25	-24.34	38.59	-23.92	38.17	25	-29.52
6145MHz_TnomVmin	Pass	13.13	-27.89	41.02	-27.10	40.23	25	-30.99
6145MHz_TnomVmin	Pass	16.74	-22.75	39.49	-22.22	38.96	25	-27.18
6145MHz_TnomVmax	Pass	14.26	-24.31	38.57	-23.92	38.18	25	-29.52
6145MHz_TnomVmax	Pass	13.12	-27.86	40.98	-27.10	40.22	25	-30.98
6145MHz_TnomVmax	Pass	16.74	-22.72	39.46	-22.22	38.96	25	-27.18
6385MHz_TnomVnom	Pass	14.18	-23.69	37.87	-24.77	38.95	25	-28.59
6385MHz_TnomVnom	Pass	12.96	-27.08	40.04	-27.85	40.81	25	-29.74
6385MHz_TnomVnom	Pass	16.62	-22.05	38.67	-23.03	39.65	25	-26.12
6385MHz_TnomVmin	Pass	14.19	-23.66	37.85	-24.79	38.98	25	-28.59
6385MHz_TnomVmin	Pass	12.96	-27.06	40.02	-27.84	40.80	25	-29.73
6385MHz_TnomVmin	Pass	16.63	-22.03	38.66	-23.04	39.67	25	-26.11
6385MHz_TnomVmax	Pass	14.17	-23.63	37.80	-24.77	38.94	25	-28.59
6385MHz_TnomVmax	Pass	12.94	-27.04	39.98	-27.84	40.78	25	-29.73
6385MHz_TnomVmax	Pass	16.61	-22.00	38.61	-23.03	39.64	25	-26.11

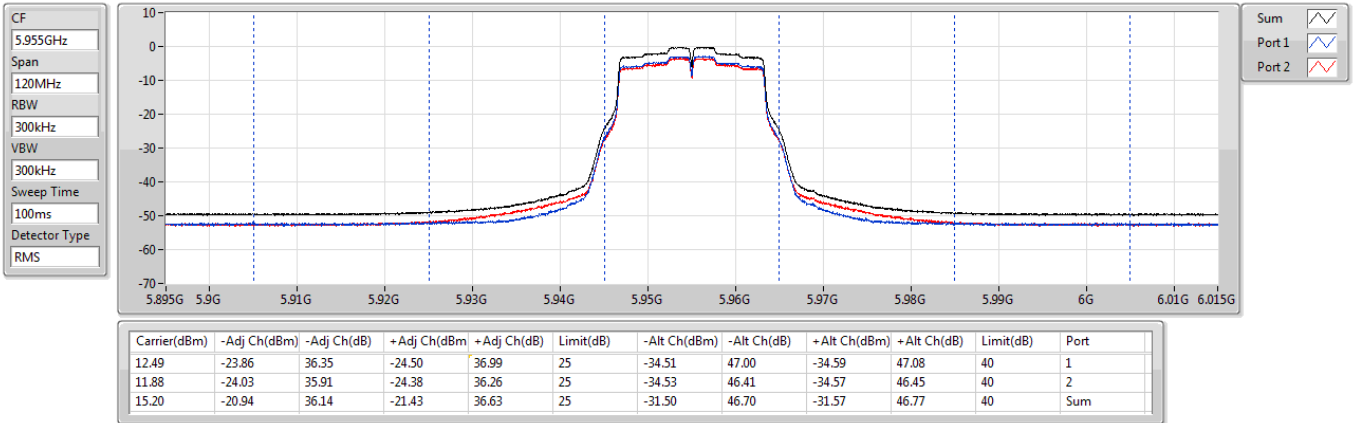


5.925-6.425GHz_802.11a_Nss1,(MCS0)_2TX

ACLR

5955MHz_TnomVnom

09/08/2023

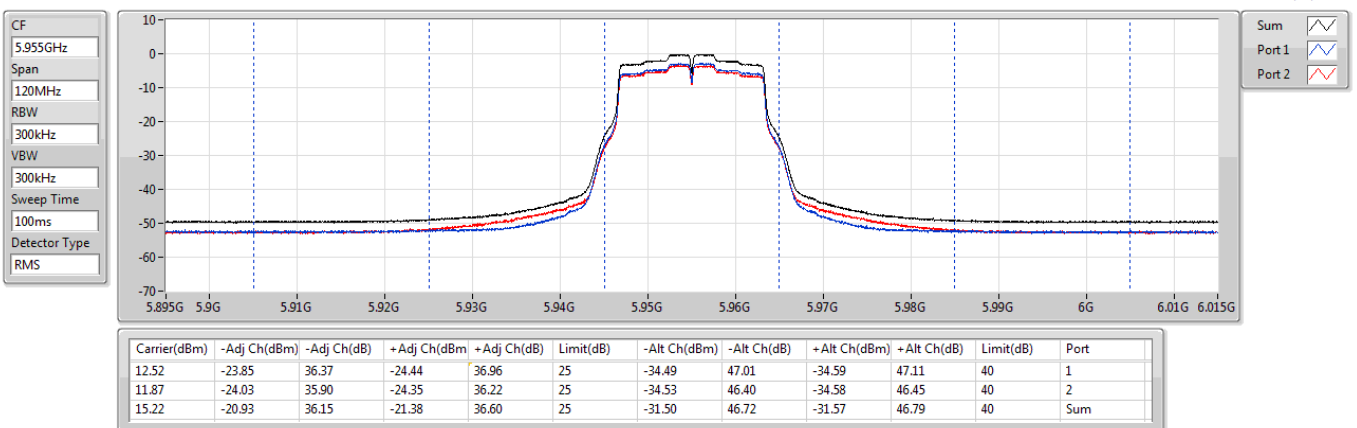


5.925-6.425GHz_802.11a_Nss1,(MCS0)_2TX

ACLR

5955MHz_TnomVmin

09/08/2023



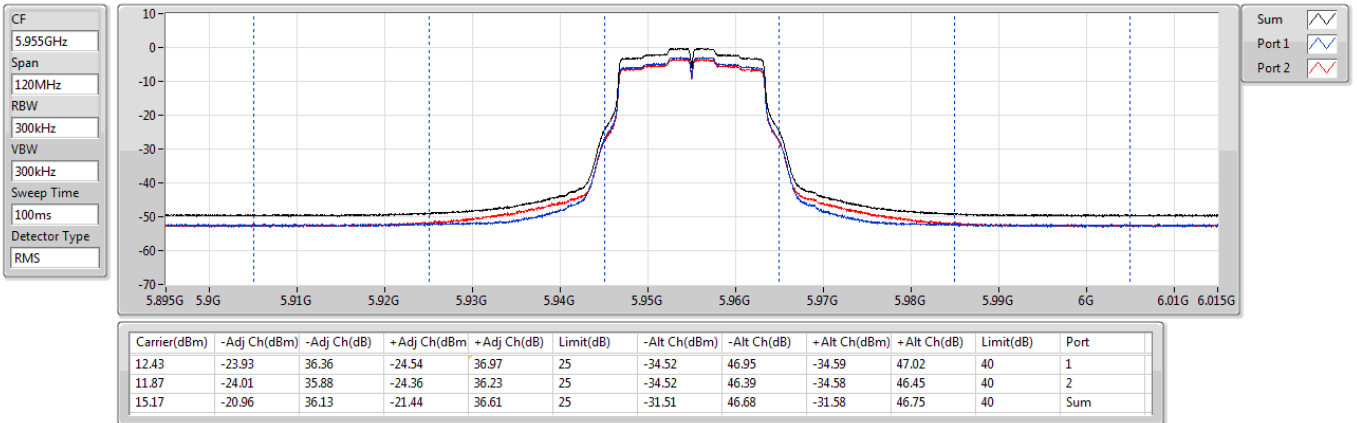


5.925-6.425GHz_802.11a_Nss1,(MCS0)_2TX

ACLR

5955MHz_TnomVmax

09/08/2023

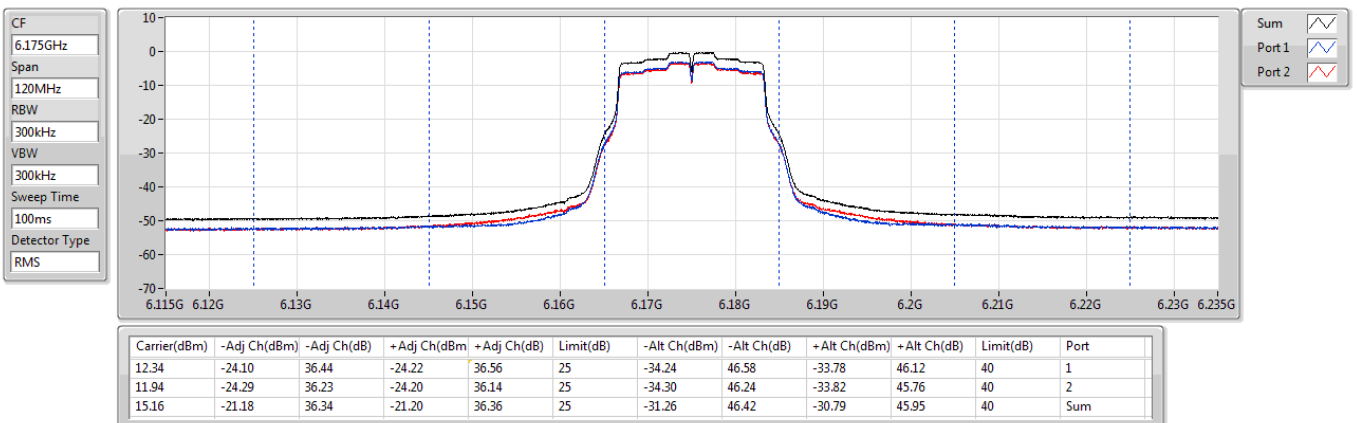


5.925-6.425GHz_802.11a_Nss1,(MCS0)_2TX

ACLR

6175MHz_TnomVnom

09/08/2023





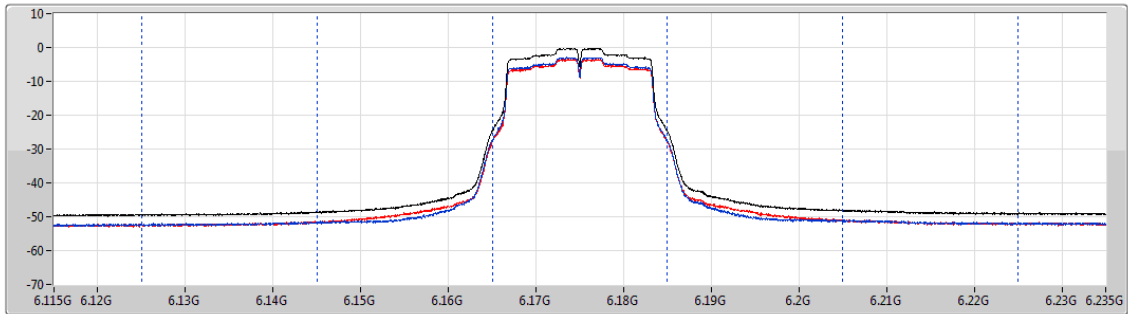
5.925-6.425GHz_802.11a_Nss1,(MCS0)_2TX

ACLR

6175MHz_TnomVmin

09/08/2023

CF
6.175GHz
Span
120MHz
RBW
300kHz
VBW
300kHz
Sweep Time
100ms
Detector Type
RMS



Sum
Port1
Port2

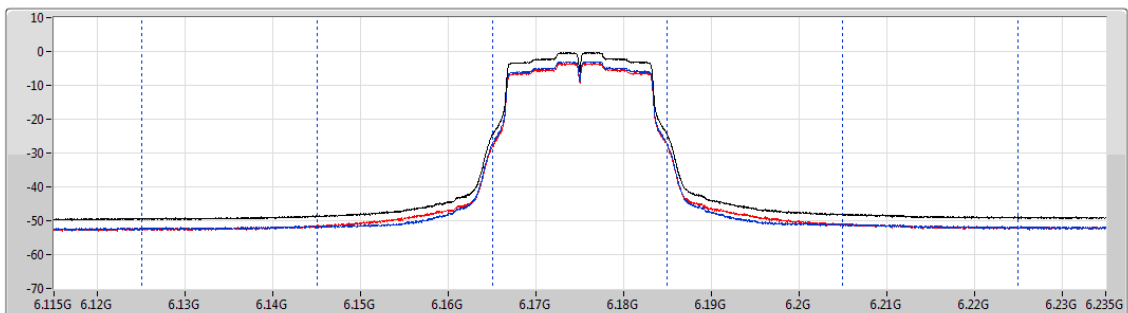
5.925-6.425GHz_802.11a_Nss1,(MCS0)_2TX

ACLR

6175MHz_TnomVmax

09/08/2023

CF
6.175GHz
Span
120MHz
RBW
300kHz
VBW
300kHz
Sweep Time
100ms
Detector Type
RMS



Sum
Port1
Port2



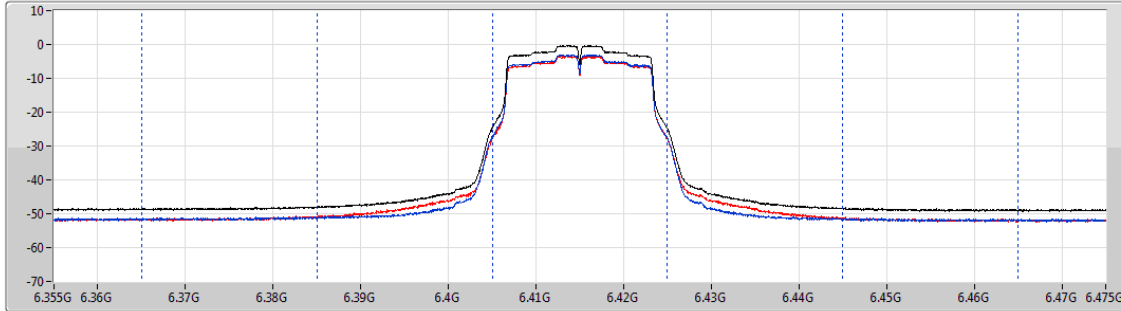
5.925-6.425GHz_802.11a_Nss1,(MCS0)_2TX

ACLR

6415MHz_TnomVnom

09/08/2023

CF
6.415GHz
Span
120MHz
RBW
300kHz
VBW
300kHz
Sweep Time
100ms
Detector Type
RMS



Carrier(dBm)	-Adj Ch(dBm)	-Adj Ch(dB)	+Adj Ch(dBm)	+Adj Ch(dB)	Limit(dB)	-Alt Ch(dBm)	-Alt Ch(dB)	+Alt Ch(dBm)	+Alt Ch(dB)	Limit(dB)	Port
12.30	-23.90	36.20	-24.57	36.87	25	-33.53	45.83	-33.89	46.19	40	1
11.88	-24.12	36.00	-24.19	36.07	25	-33.55	45.43	-33.88	45.76	40	2
15.10	-21.00	36.10	-21.37	36.47	25	-30.53	45.63	-30.88	45.98	40	Sum

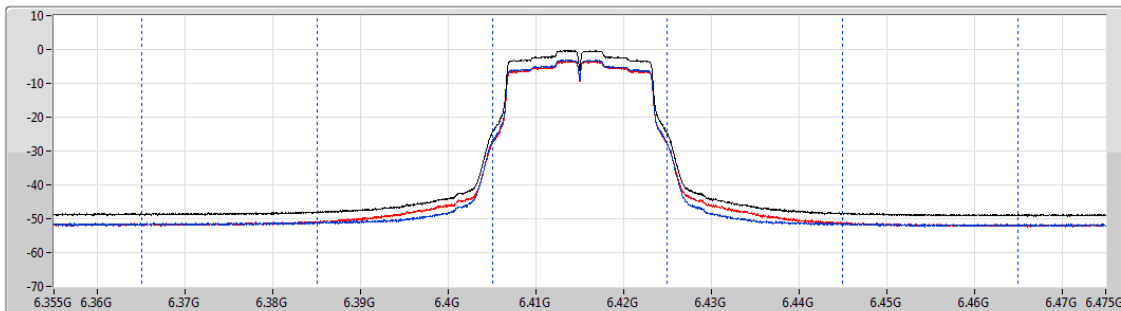
5.925-6.425GHz_802.11a_Nss1,(MCS0)_2TX

ACLR

6415MHz_TnomVmin

09/08/2023

CF
6.415GHz
Span
120MHz
RBW
300kHz
VBW
300kHz
Sweep Time
100ms
Detector Type
RMS



Carrier(dBm)	-Adj Ch(dBm)	-Adj Ch(dB)	+Adj Ch(dBm)	+Adj Ch(dB)	Limit(dB)	-Alt Ch(dBm)	-Alt Ch(dB)	+Alt Ch(dBm)	+Alt Ch(dB)	Limit(dB)	Port
12.28	-23.94	36.22	-24.62	36.90	25	-33.55	45.83	-33.89	46.17	40	1
11.90	-24.03	35.93	-24.19	36.09	25	-33.55	45.45	-33.87	45.77	40	2
15.10	-20.98	36.08	-21.39	36.49	25	-30.54	45.64	-30.87	45.97	40	Sum



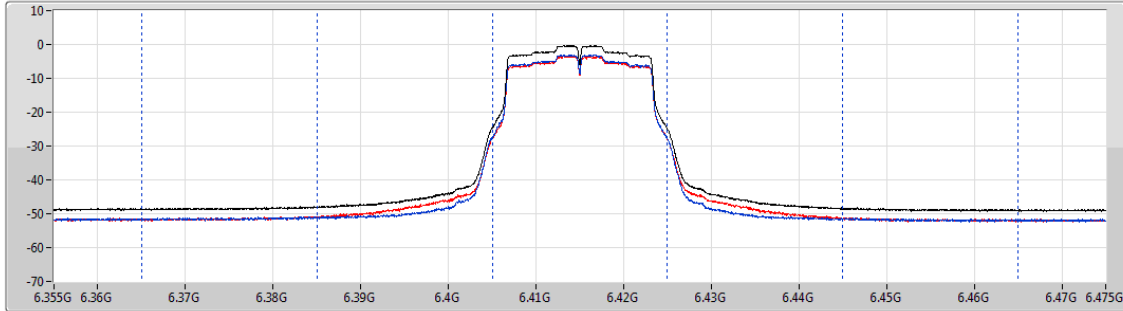
5.925-6.425GHz_802.11a_Nss1,(MCS0)_2TX

ACLR

6415MHz_TnomVmax

09/08/2023

CF
6.415GHz
Span
120MHz
RBW
300kHz
VBW
300kHz
Sweep Time
100ms
Detector Type
RMS



Sum
Port1
Port2

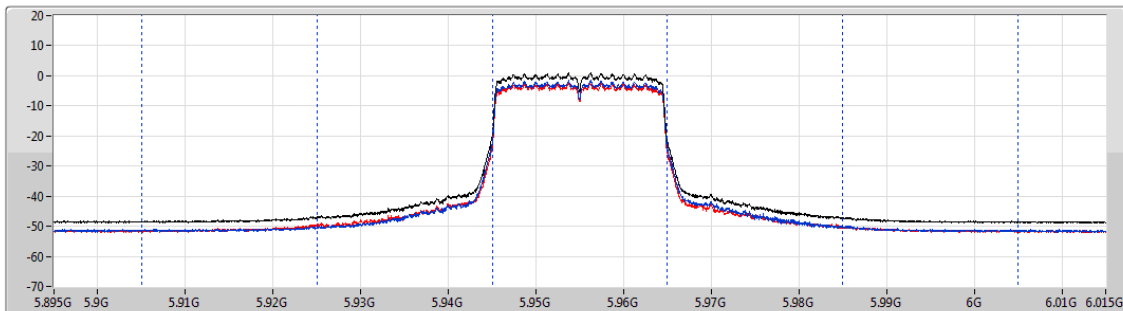
5.925-6.425GHz_ax20_OFDMA_20MHz_Nss1,(MCS0)_2TX

ACLR

5955MHz_TnomVnom

09/08/2023

CF
5.955GHz
Span
120MHz
RBW
300kHz
VBW
300kHz
Sweep Time
100ms
Detector Type
RMS



Sum
Port1
Port2



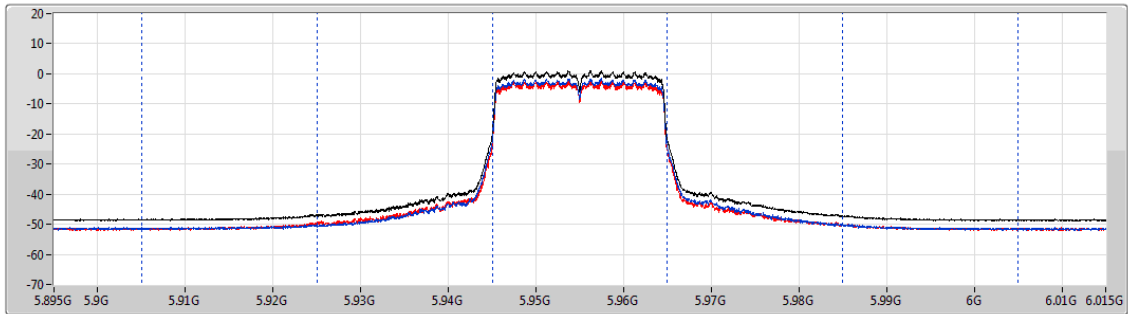
5.925-6.425GHz_ax20_OFDMA_20MHz_Nss1,(MCS0)_2TX

ACLR

5955MHz_TnomVmin

09/08/2023

CF
5.955GHz
Span
120MHz
RBW
300kHz
VBW
300kHz
Sweep Time
100ms
Detector Type
RMS



Carrier(dBm)	-Adj Ch(dBm)	-Adj Ch(dB)	+Adj Ch(dBm)	+Adj Ch(dB)	Limit(dB)	-Alt Ch(dBm)	-Alt Ch(dB)	+Alt Ch(dBm)	+Alt Ch(dB)	Limit(dB)	Port
14.44	-20.95	35.39	-22.14	36.58	25	-33.25	47.69	-33.32	47.76	40	1
13.61	-22.16	35.77	-23.15	36.76	25	-33.15	46.76	-33.38	46.99	40	2
17.06	-18.50	35.56	-19.61	36.67	25	-30.19	47.25	-30.34	47.40	40	Sum

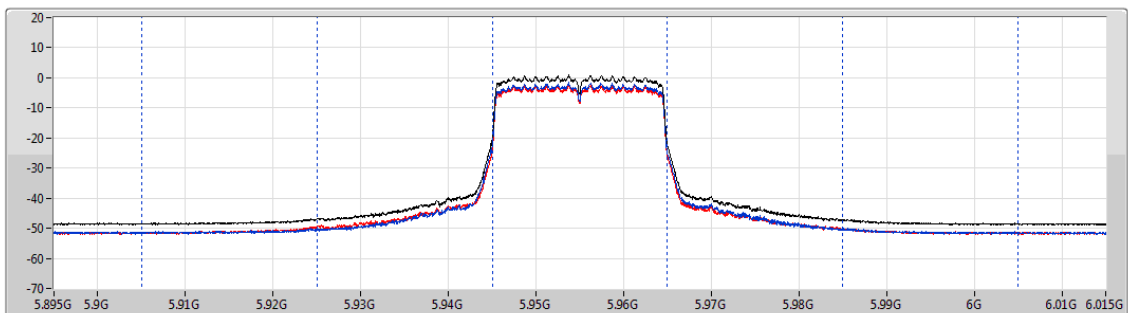
5.925-6.425GHz_ax20_OFDMA_20MHz_Nss1,(MCS0)_2TX

ACLR

5955MHz_TnomVmax

09/08/2023

CF
5.955GHz
Span
120MHz
RBW
300kHz
VBW
300kHz
Sweep Time
100ms
Detector Type
RMS



Carrier(dBm)	-Adj Ch(dBm)	-Adj Ch(dB)	+Adj Ch(dBm)	+Adj Ch(dB)	Limit(dB)	-Alt Ch(dBm)	-Alt Ch(dB)	+Alt Ch(dBm)	+Alt Ch(dB)	Limit(dB)	Port
14.29	-21.07	35.36	-22.23	36.52	25	-33.28	47.57	-33.33	47.62	40	1
13.59	-22.09	35.68	-23.18	36.77	25	-33.13	46.72	-33.37	46.96	40	2
16.97	-18.54	35.51	-19.67	36.64	25	-30.19	47.16	-30.34	47.31	40	Sum



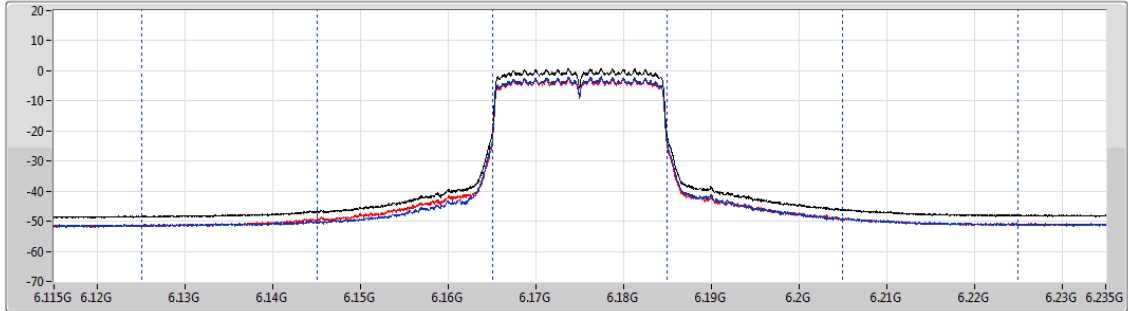
5.925-6.425GHz_ax20_OFDMA_20MHz_Nss1,(MCS0)_2TX

ACLR

6175MHz_TnomVnom

09/08/2023

CF
6.175GHz
Span
120MHz
RBW
300kHz
VBW
300kHz
Sweep Time
100ms
Detector Type
RMS



Sum
Port1
Port2

Carrier(dBm)	-Adj Ch(dBm)	-Adj Ch(dB)	+Adj Ch(dBm)	+Adj Ch(dB)	Limit(dB)	-Alt Ch(dBm)	-Alt Ch(dB)	+Alt Ch(dBm)	+Alt Ch(dB)	Limit(dB)	Port
14.08	-21.52	35.60	-21.89	35.97	25	-33.10	47.18	-32.51	46.59	40	1
13.60	-22.03	35.63	-22.60	36.20	25	-32.87	46.47	-32.52	46.12	40	2
16.86	-18.76	35.62	-19.22	36.08	25	-29.97	46.83	-29.51	46.37	40	Sum

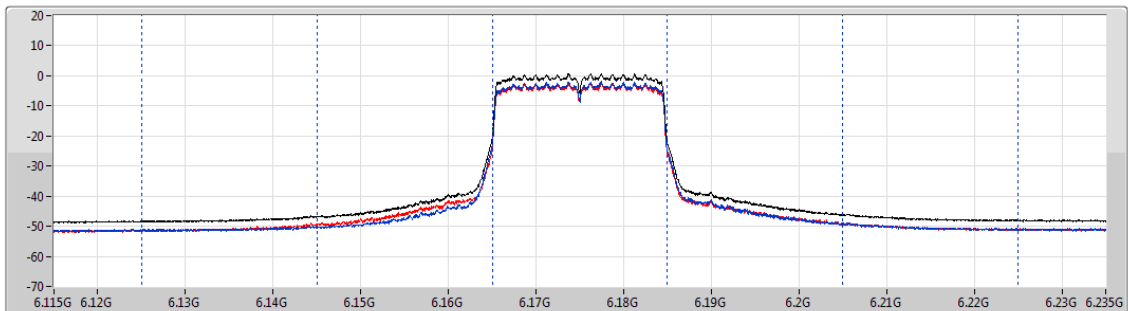
5.925-6.425GHz_ax20_OFDMA_20MHz_Nss1,(MCS0)_2TX

ACLR

6175MHz_TnomVmin

09/08/2023

CF
6.175GHz
Span
120MHz
RBW
300kHz
VBW
300kHz
Sweep Time
100ms
Detector Type
RMS



Sum
Port1
Port2

Carrier(dBm)	-Adj Ch(dBm)	-Adj Ch(dB)	+Adj Ch(dBm)	+Adj Ch(dB)	Limit(dB)	-Alt Ch(dBm)	-Alt Ch(dB)	+Alt Ch(dBm)	+Alt Ch(dB)	Limit(dB)	Port
14.07	-21.40	35.47	-21.86	35.93	25	-33.10	47.17	-32.53	46.60	40	1
13.59	-21.99	35.58	-22.57	36.16	25	-32.87	46.46	-32.51	46.10	40	2
16.85	-18.68	35.53	-19.19	36.04	25	-29.97	46.82	-29.51	46.36	40	Sum



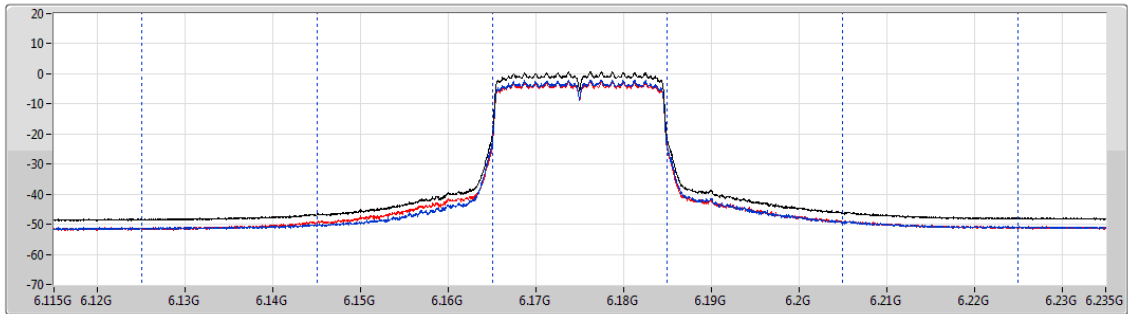
5.925-6.425GHz_ax20_OFDMA_20MHz_Nss1,(MCS0)_2TX

ACLR

6175MHz_TnomVmax

09/08/2023

CF
6.175GHz
Span
120MHz
RBW
300kHz
VBW
300kHz
Sweep Time
100ms
Detector Type
RMS



Carrier(dBm)	-Adj Ch(dBm)	-Adj Ch(dB)	+Adj Ch(dBm)	+Adj Ch(dB)	Limit(dB)	-Alt Ch(dBm)	-Alt Ch(dB)	+Alt Ch(dBm)	+Alt Ch(dB)	Limit(dB)	Port
14.06	-21.46	35.52	-21.93	35.99	25	-33.12	47.18	-32.53	46.59	40	1
13.57	-21.99	35.56	-22.54	36.11	25	-32.86	46.43	-32.51	46.08	40	2
16.84	-18.70	35.54	-19.22	36.06	25	-29.97	46.81	-29.51	46.35	40	Sum

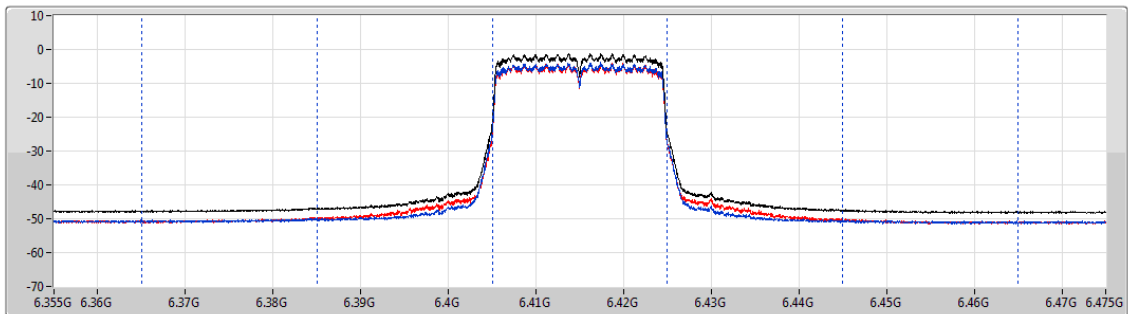
5.925-6.425GHz_ax20_OFDMA_20MHz_Nss1,(MCS0)_2TX

ACLR

6415MHz_TnomVnom

09/08/2023

CF
6.415GHz
Span
120MHz
RBW
300kHz
VBW
300kHz
Sweep Time
100ms
Detector Type
RMS



Carrier(dBm)	-Adj Ch(dBm)	-Adj Ch(dB)	+Adj Ch(dBm)	+Adj Ch(dB)	Limit(dB)	-Alt Ch(dBm)	-Alt Ch(dB)	+Alt Ch(dBm)	+Alt Ch(dB)	Limit(dB)	Port
12.01	-23.24	35.25	-25.08	37.09	25	-32.66	44.67	-33.04	45.05	40	1
11.74	-23.76	35.50	-24.94	36.68	25	-32.64	44.38	-33.00	44.74	40	2
14.89	-20.48	35.37	-22.00	36.89	25	-29.64	44.53	-30.01	44.90	40	Sum



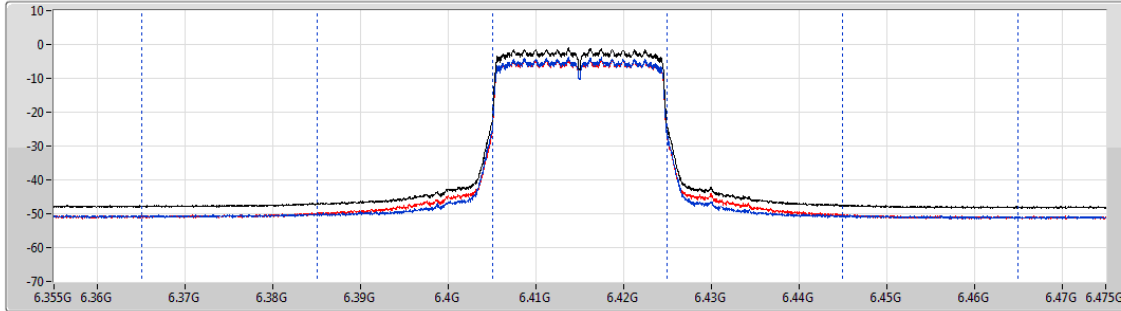
5.925-6.425GHz_ax20_OFDMA_20MHz_Nss1,(MCS0)_2TX

ACLR

6415MHz_TnomVmin

09/08/2023

CF
6.415GHz
Span
120MHz
RBW
300kHz
VBW
300kHz
Sweep Time
100ms
Detector Type
RMS



Carrier(dBm)	-Adj Ch(dBm)	-Adj Ch(dB)	+ Adj Ch(dBm)	+ Adj Ch(dB)	Limit(dB)	-Alt Ch(dBm)	-Alt Ch(dB)	+ Alt Ch(dBm)	+ Alt Ch(dB)	Limit(dB)	Port
12.11	-23.20	35.31	-24.87	36.98	25	-32.67	44.78	-33.04	45.15	40	1
11.70	-23.88	35.58	-24.91	36.61	25	-32.65	44.35	-33.00	44.70	40	2
14.92	-20.51	35.43	-21.88	36.80	25	-29.65	44.57	-30.01	44.93	40	Sum

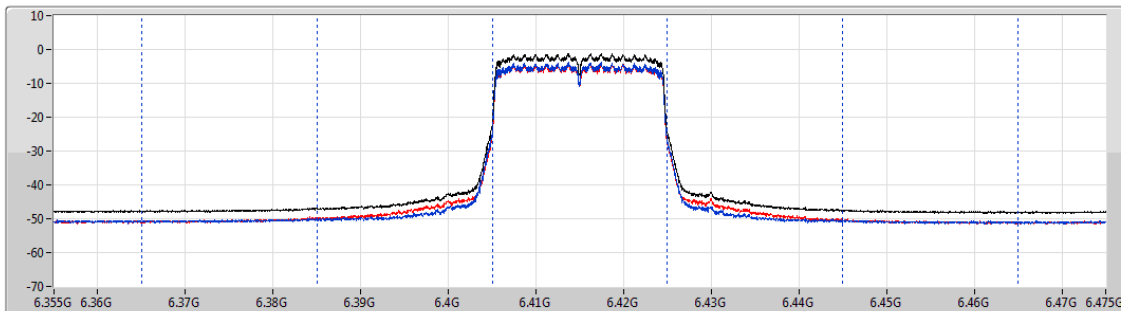
5.925-6.425GHz_ax20_OFDMA_20MHz_Nss1,(MCS0)_2TX

ACLR

6415MHz_TnomVmax

09/08/2023

CF
6.415GHz
Span
120MHz
RBW
300kHz
VBW
300kHz
Sweep Time
100ms
Detector Type
RMS



Carrier(dBm)	-Adj Ch(dBm)	-Adj Ch(dB)	+ Adj Ch(dBm)	+ Adj Ch(dB)	Limit(dB)	-Alt Ch(dBm)	-Alt Ch(dB)	+ Alt Ch(dBm)	+ Alt Ch(dB)	Limit(dB)	Port
12.10	-23.21	35.31	-24.89	36.99	25	-32.66	44.76	-33.03	45.13	40	1
11.72	-23.83	35.55	-24.95	36.67	25	-32.63	44.35	-33.00	44.72	40	2
14.93	-20.50	35.43	-21.91	36.84	25	-29.64	44.57	-30.00	44.93	40	Sum



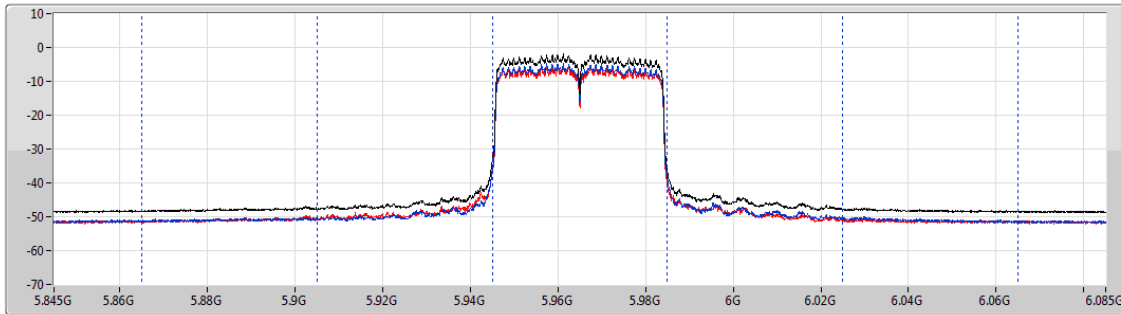
5.925-6.425GHz_ax40_OFDMA_40MHz_Nss1,(MCS0)_2TX

ACLR

5965MHz_TnomVnom

09/08/2023

CF
5.965GHz
Span
240MHz
RBW
300kHz
VBW
300kHz
Sweep Time
100ms
Detector Type
RMS



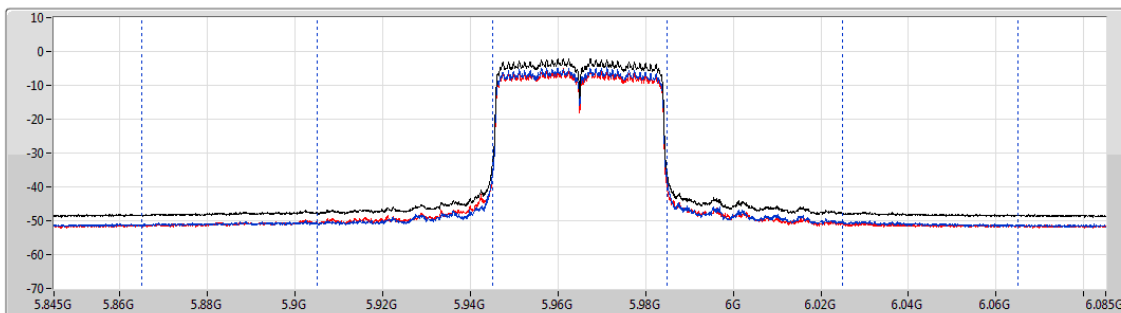
5.925-6.425GHz_ax40_OFDMA_40MHz_Nss1,(MCS0)_2TX

ACLR

5965MHz_TnomVmin

09/08/2023

CF
5.965GHz
Span
240MHz
RBW
300kHz
VBW
300kHz
Sweep Time
100ms
Detector Type
RMS





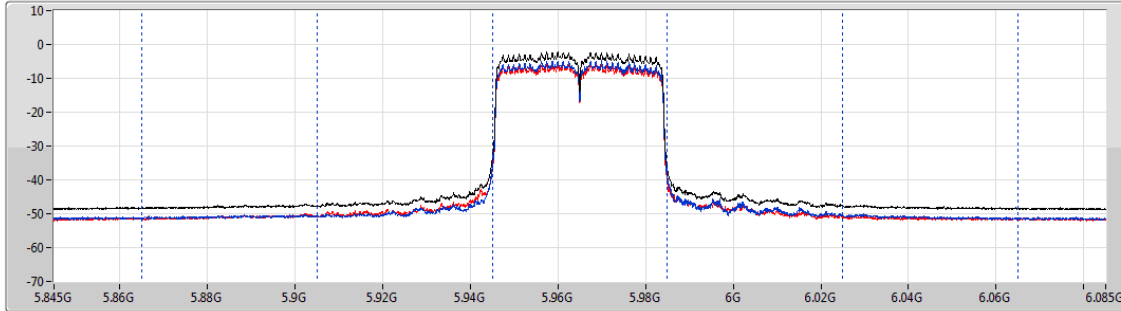
5.925-6.425GHz_ax40_OFDMA_40MHz_Nss1,(MCS0)_2TX

ACLR

5965MHz_TnomVmax

09/08/2023

CF
5.965GHz
Span
240MHz
RBW
300kHz
VBW
300kHz
Sweep Time
100ms
Detector Type
RMS



Carrier(dBm)	-Adj Ch(dBm)	-Adj Ch(dB)	+Adj Ch(dBm)	+Adj Ch(dB)	Limit(dB)	-Alt Ch(dBm)	-Alt Ch(dB)	+Alt Ch(dBm)	+Alt Ch(dB)	Limit(dB)	Port
13.80	-27.47	41.27	-27.10	40.90	25	-29.97	43.77	-30.08	43.88	40	1
13.00	-26.92	39.92	-27.46	40.46	25	-30.04	43.04	-30.43	43.43	40	2
16.43	-24.18	40.61	-24.26	40.69	25	-27.00	43.43	-27.24	43.67	40	Sum

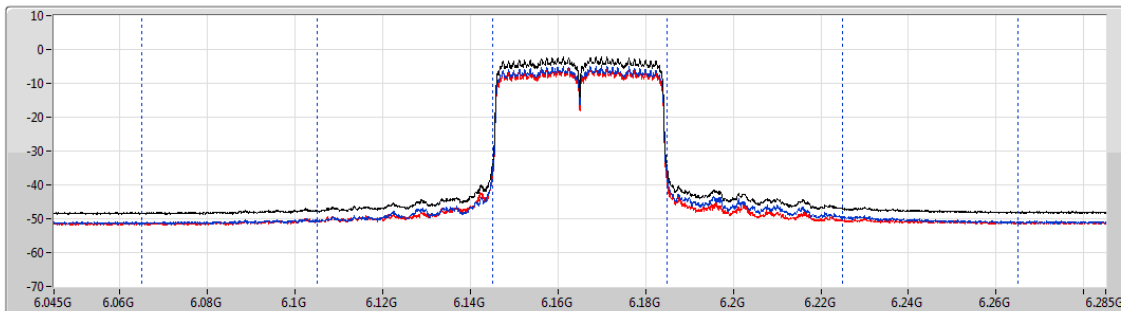
5.925-6.425GHz_ax40_OFDMA_40MHz_Nss1,(MCS0)_2TX

ACLR

6165MHz_TnomVnom

09/08/2023

CF
6.165GHz
Span
240MHz
RBW
300kHz
VBW
300kHz
Sweep Time
100ms
Detector Type
RMS



Carrier(dBm)	-Adj Ch(dBm)	-Adj Ch(dB)	+Adj Ch(dBm)	+Adj Ch(dB)	Limit(dB)	-Alt Ch(dBm)	-Alt Ch(dB)	+Alt Ch(dBm)	+Alt Ch(dB)	Limit(dB)	Port
13.81	-26.74	40.55	-25.17	38.98	25	-30.02	43.83	-29.50	43.31	40	1
13.13	-26.89	40.02	-26.66	39.79	25	-30.24	43.37	-29.97	43.10	40	2
16.49	-23.80	40.29	-22.84	39.33	25	-27.12	43.61	-26.72	43.21	40	Sum



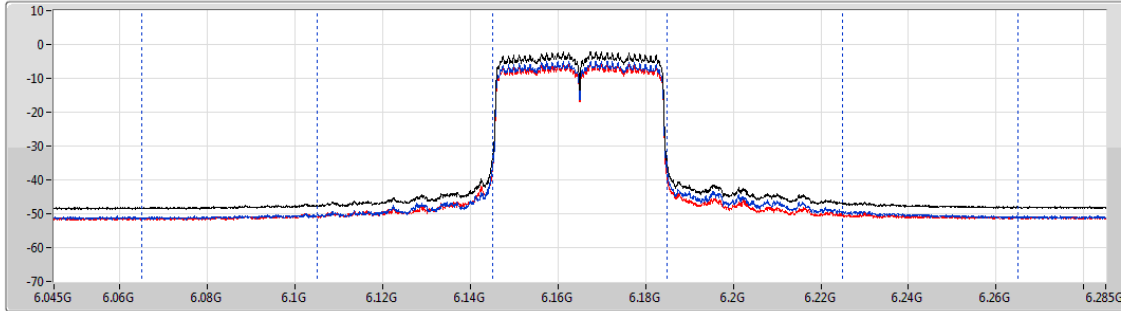
5.925-6.425GHz_ax40_OFDMA_40MHz_Nss1,(MCS0)_2TX

ACLR

6165MHz_TnomVmin

09/08/2023

CF
6.165GHz
Span
240MHz
RBW
300kHz
VBW
300kHz
Sweep Time
100ms
Detector Type
RMS



Carrier(dBm)	-Adj Ch(dBm)	-Adj Ch(dB)	+Adj Ch(dBm)	+Adj Ch(dB)	Limit(dB)	-Alt Ch(dBm)	-Alt Ch(dB)	+Alt Ch(dBm)	+Alt Ch(dB)	Limit(dB)	Port
13.79	-26.79	40.58	-25.20	38.99	25	-30.04	43.83	-29.51	43.30	40	1
13.12	-26.85	39.97	-26.65	39.77	25	-30.23	43.35	-29.98	43.10	40	2
16.48	-23.80	40.28	-22.86	39.34	25	-27.13	43.61	-26.73	43.21	40	Sum

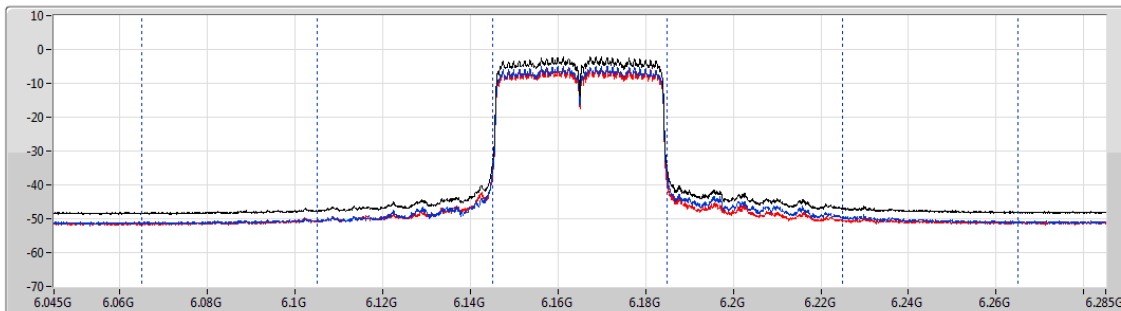
5.925-6.425GHz_ax40_OFDMA_40MHz_Nss1,(MCS0)_2TX

ACLR

6165MHz_TnomVmax

09/08/2023

CF
6.165GHz
Span
240MHz
RBW
300kHz
VBW
300kHz
Sweep Time
100ms
Detector Type
RMS



Carrier(dBm)	-Adj Ch(dBm)	-Adj Ch(dB)	+Adj Ch(dBm)	+Adj Ch(dB)	Limit(dB)	-Alt Ch(dBm)	-Alt Ch(dB)	+Alt Ch(dBm)	+Alt Ch(dB)	Limit(dB)	Port
13.78	-26.82	40.60	-25.23	39.01	25	-30.04	43.82	-29.52	43.30	40	1
13.10	-26.82	39.92	-26.64	39.74	25	-30.24	43.34	-29.99	43.09	40	2
16.46	-23.81	40.27	-22.87	39.33	25	-27.13	43.59	-26.74	43.20	40	Sum



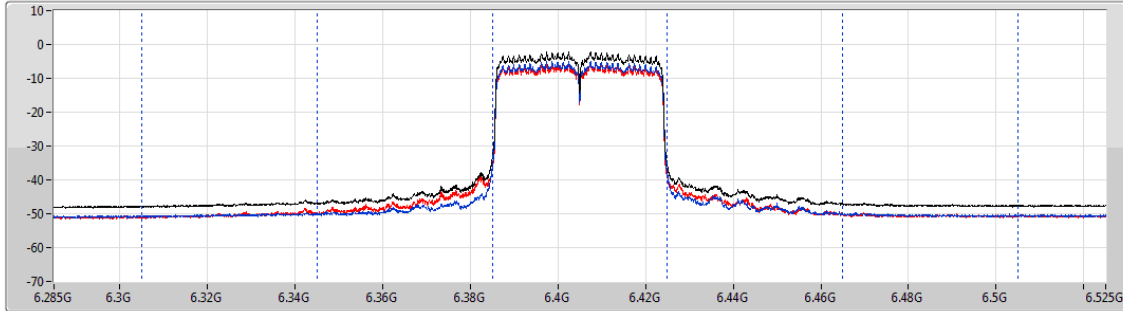
5.925-6.425GHz_ax40_OFDMA_40MHz_Nss1,(MCS0)_2TX

ACLR

6405MHz_TnomVnom

09/08/2023

CF
6.405GHz
Span
240MHz
RBW
300kHz
VBW
300kHz
Sweep Time
100ms
Detector Type
RMS



Sum
Port1
Port2

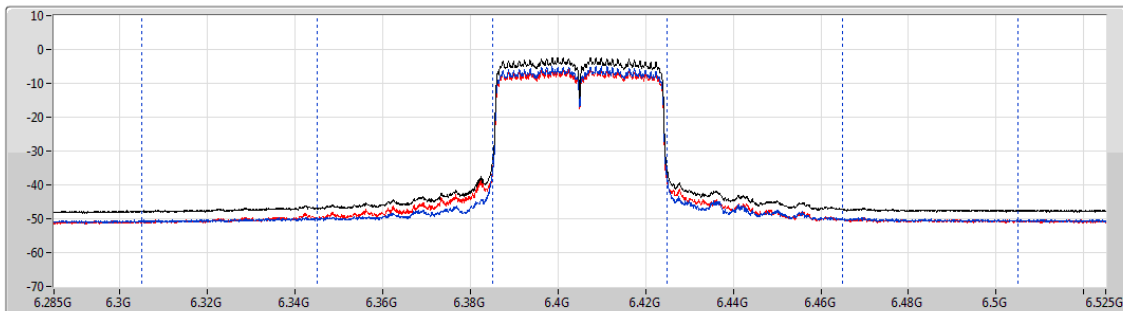
5.925-6.425GHz_ax40_OFDMA_40MHz_Nss1,(MCS0)_2TX

ACLR

6405MHz_TnomVmin

09/08/2023

CF
6.405GHz
Span
240MHz
RBW
300kHz
VBW
300kHz
Sweep Time
100ms
Detector Type
RMS



Sum
Port1
Port2

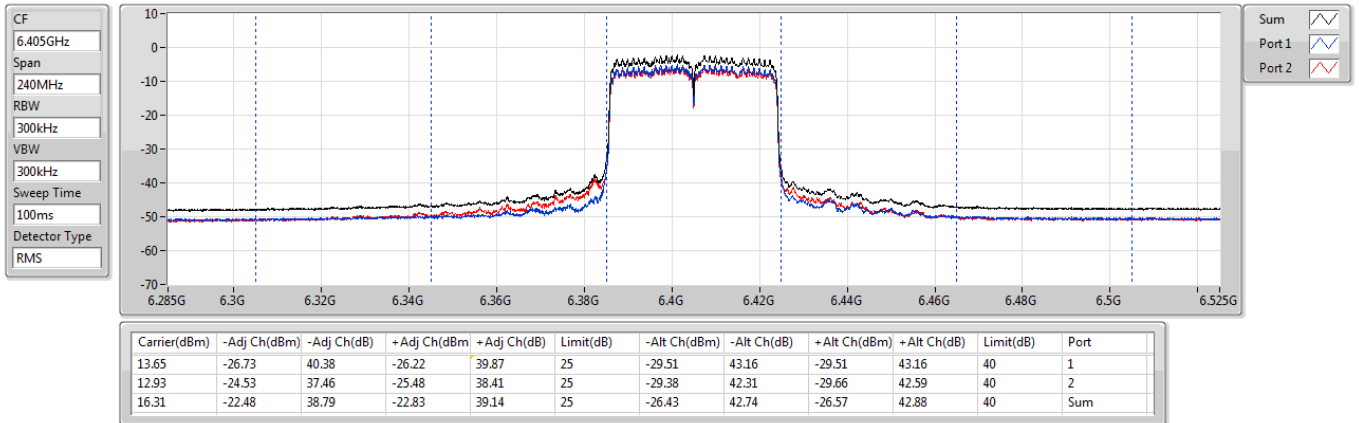


5.925-6.425GHz_ax40_OFDMA_40MHz_Nss1,(MCS0)_2TX

ACLR

6405MHz_TnomVmax

09/08/2023

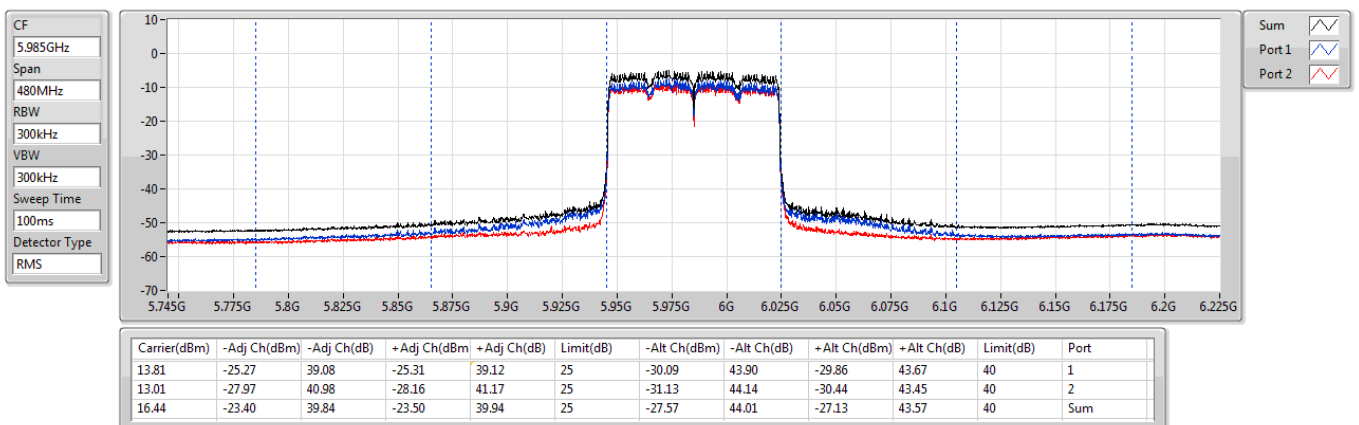


5.925-6.425GHz_ax80_OFDMA_80MHz_Nss1,(MCS0)_2TX

ACLR

5985MHz_TnomVnom

09/08/2023





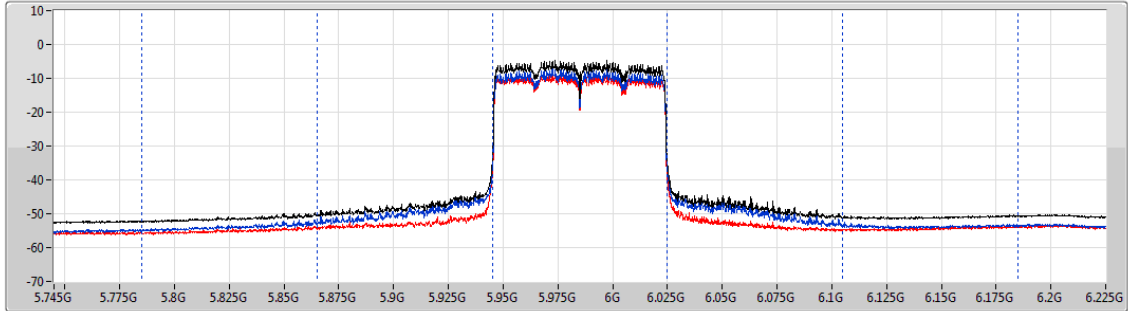
5.925-6.425GHz_ax80_OFDMA_80MHz_Nss1,(MCS0)_2TX

ACLR

5985MHz_TnomVmin

09/08/2023

CF
5.985GHz
Span
480MHz
RBW
300kHz
VBW
300kHz
Sweep Time
100ms
Detector Type
RMS



Carrier(dBm)	-Adj Ch(dBm)	-Adj Ch(dB)	+Adj Ch(dBm)	+Adj Ch(dB)	Limit(dB)	-Alt Ch(dBm)	-Alt Ch(dB)	+Alt Ch(dBm)	+Alt Ch(dB)	Limit(dB)	Port
13.98	-24.70	38.68	-24.71	38.69	25	-29.95	43.93	-29.79	43.77	40	1
13.07	-27.92	40.99	-28.14	41.21	25	-31.09	44.16	-30.43	43.50	40	2
16.56	-23.00	39.56	-23.09	39.65	25	-27.47	44.03	-27.09	43.65	40	Sum

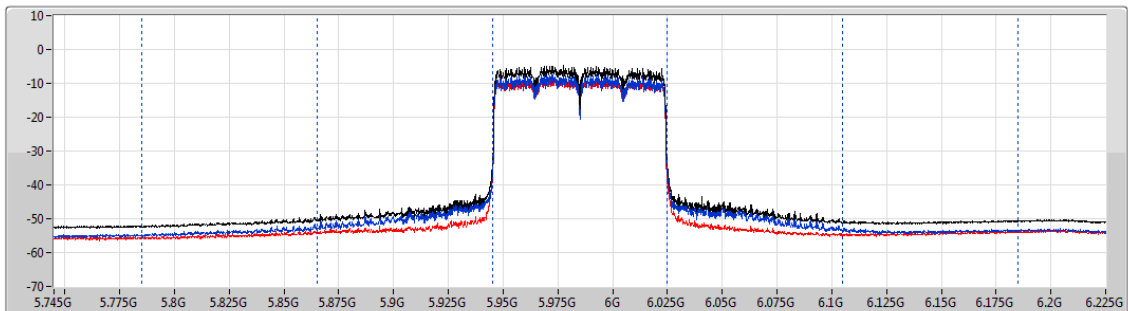
5.925-6.425GHz_ax80_OFDMA_80MHz_Nss1,(MCS0)_2TX

ACLR

5985MHz_TnomVmax

09/08/2023

CF
5.985GHz
Span
480MHz
RBW
300kHz
VBW
300kHz
Sweep Time
100ms
Detector Type
RMS



Carrier(dBm)	-Adj Ch(dBm)	-Adj Ch(dB)	+Adj Ch(dBm)	+Adj Ch(dB)	Limit(dB)	-Alt Ch(dBm)	-Alt Ch(dB)	+Alt Ch(dBm)	+Alt Ch(dB)	Limit(dB)	Port
13.99	-24.63	38.62	-24.63	38.62	25	-29.94	43.93	-29.78	43.77	40	1
13.07	-27.87	40.94	-28.09	41.16	25	-31.07	44.14	-30.44	43.51	40	2
16.56	-22.94	39.50	-23.02	39.58	25	-27.46	44.02	-27.09	43.65	40	Sum



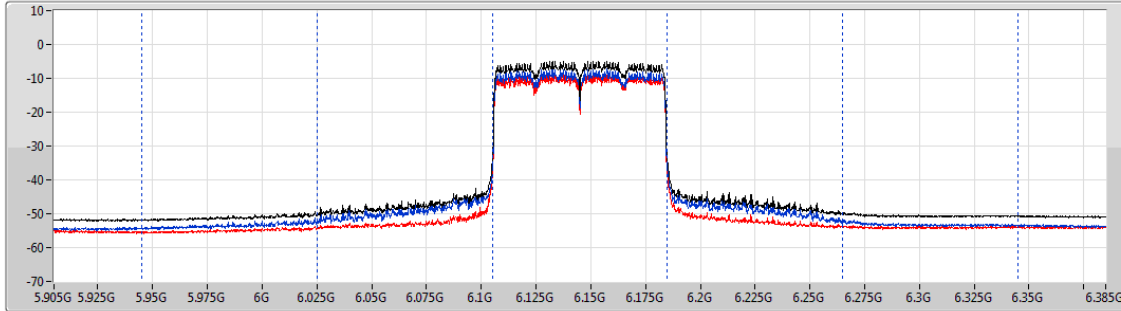
5.925-6.425GHz_ax80_OFDMA_80MHz_Nss1,(MCS0)_2TX

ACLR

6145MHz_TnomVnom

09/08/2023

CF
6.145GHz
Span
480MHz
RBW
300kHz
VBW
300kHz
Sweep Time
100ms
Detector Type
RMS



Carrier(dBm)	-Adj Ch(dBm)	-Adj Ch(dB)	+Adj Ch(dBm)	+Adj Ch(dB)	Limit(dB)	-Alt Ch(dBm)	-Alt Ch(dB)	+Alt Ch(dBm)	+Alt Ch(dB)	Limit(dB)	Port
14.26	-24.34	38.60	-23.92	38.18	25	-29.52	43.78	-29.24	43.50	40	1
13.13	-27.85	40.98	-27.10	40.23	25	-30.99	44.12	-30.08	43.21	40	2
16.74	-22.74	39.48	-22.21	38.95	25	-27.18	43.92	-26.63	43.37	40	Sum

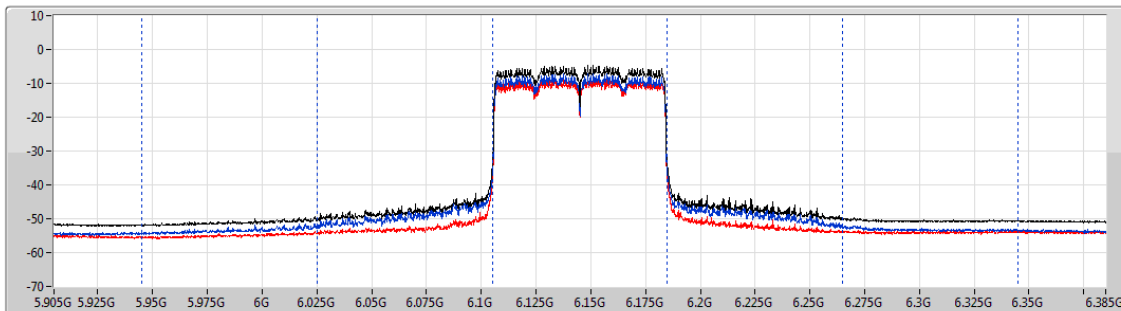
5.925-6.425GHz_ax80_OFDMA_80MHz_Nss1,(MCS0)_2TX

ACLR

6145MHz_TnomVmin

09/08/2023

CF
6.145GHz
Span
480MHz
RBW
300kHz
VBW
300kHz
Sweep Time
100ms
Detector Type
RMS



Carrier(dBm)	-Adj Ch(dBm)	-Adj Ch(dB)	+Adj Ch(dBm)	+Adj Ch(dB)	Limit(dB)	-Alt Ch(dBm)	-Alt Ch(dB)	+Alt Ch(dBm)	+Alt Ch(dB)	Limit(dB)	Port
14.25	-24.34	38.59	-23.92	38.17	25	-29.52	43.77	-29.25	43.50	40	1
13.13	-27.89	41.02	-27.10	40.23	25	-30.99	44.12	-30.07	43.20	40	2
16.74	-22.75	39.49	-22.22	38.96	25	-27.18	43.92	-26.63	43.37	40	Sum



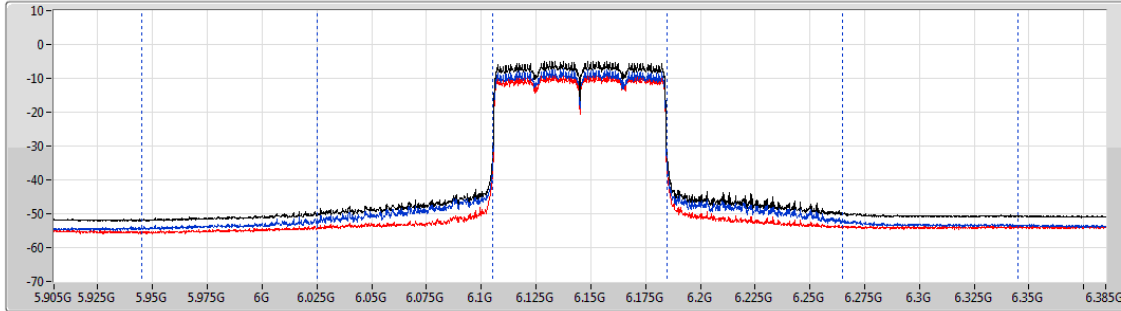
5.925-6.425GHz_ax80_OFDMA_80MHz_Nss1,(MCS0)_2TX

ACLR

6145MHz_TnomVmax

09/08/2023

CF
6.145GHz
Span
480MHz
RBW
300kHz
VBW
300kHz
Sweep Time
100ms
Detector Type
RMS



Carrier(dBm)	-Adj Ch(dBm)	-Adj Ch(dB)	+Adj Ch(dBm)	+Adj Ch(dB)	Limit(dB)	-Alt Ch(dBm)	-Alt Ch(dB)	+Alt Ch(dBm)	+Alt Ch(dB)	Limit(dB)	Port
14.26	-24.31	38.57	-23.92	38.18	25	-29.52	43.78	-29.26	43.52	40	1
13.12	-27.86	40.98	-27.10	40.22	25	-30.98	44.10	-30.08	43.20	40	2
16.74	-22.72	39.46	-22.22	38.96	25	-27.18	43.92	-26.64	43.38	40	Sum

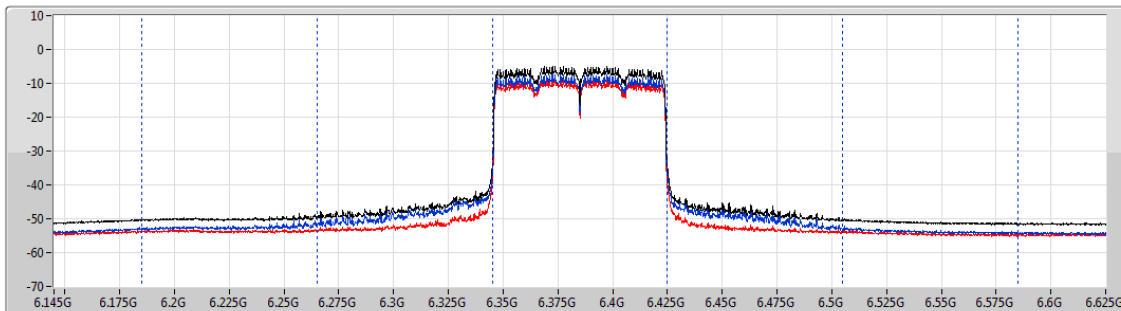
5.925-6.425GHz_ax80_OFDMA_80MHz_Nss1,(MCS0)_2TX

ACLR

6385MHz_TnomVnom

09/08/2023

CF
6.385GHz
Span
480MHz
RBW
300kHz
VBW
300kHz
Sweep Time
100ms
Detector Type
RMS



Carrier(dBm)	-Adj Ch(dBm)	-Adj Ch(dB)	+Adj Ch(dBm)	+Adj Ch(dB)	Limit(dB)	-Alt Ch(dBm)	-Alt Ch(dB)	+Alt Ch(dBm)	+Alt Ch(dB)	Limit(dB)	Port
14.18	-23.69	37.87	-24.77	38.95	25	-28.59	42.77	-29.79	43.97	40	1
12.96	-27.08	40.04	-27.85	40.81	25	-29.74	42.70	-30.50	43.46	40	2
16.62	-22.05	38.67	-23.03	39.65	25	-26.12	42.74	-27.12	43.74	40	Sum



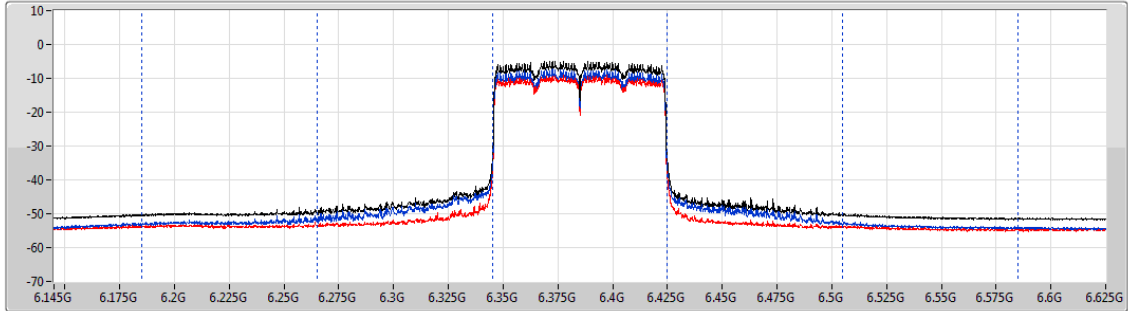
5.925-6.425GHz_ax80_OFDMA_80MHz_Nss1,(MCS0)_2TX

ACLR

6385MHz_TnomVmin

09/08/2023

CF
6.385GHz
Span
480MHz
RBW
300kHz
VBW
300kHz
Sweep Time
100ms
Detector Type
RMS



Carrier(dBm)	-Adj Ch(dBm)	-Adj Ch(dB)	+ Adj Ch(dBm)	+ Adj Ch(dB)	Limit(dB)	-Alt Ch(dBm)	-Alt Ch(dB)	+ Alt Ch(dBm)	+ Alt Ch(dB)	Limit(dB)	Port
14.19	-23.66	37.85	-24.79	38.98	25	-28.59	42.78	-29.81	44.00	40	1
12.96	-27.06	40.02	-27.84	40.80	25	-29.73	42.69	-30.52	43.48	40	2
16.63	-22.03	38.66	-23.04	39.67	25	-26.11	42.74	-27.14	43.77	40	Sum

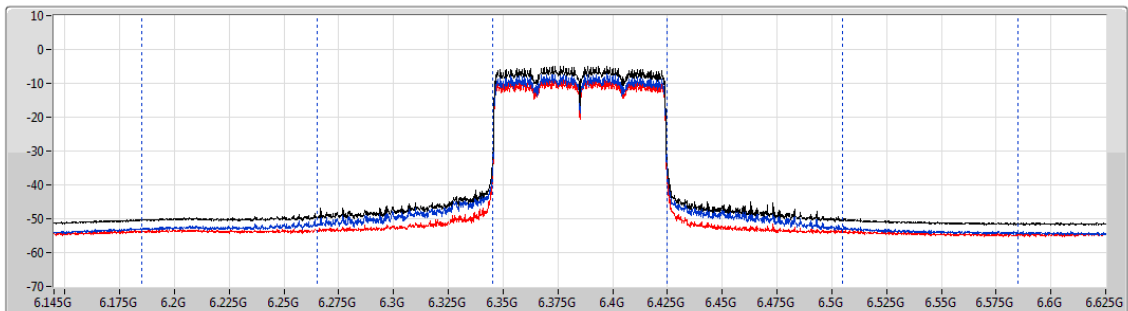
5.925-6.425GHz_ax80_OFDMA_80MHz_Nss1,(MCS0)_2TX

ACLR

6385MHz_TnomVmax

09/08/2023

CF
6.385GHz
Span
480MHz
RBW
300kHz
VBW
300kHz
Sweep Time
100ms
Detector Type
RMS



Carrier(dBm)	-Adj Ch(dBm)	-Adj Ch(dB)	+ Adj Ch(dBm)	+ Adj Ch(dB)	Limit(dB)	-Alt Ch(dBm)	-Alt Ch(dB)	+ Alt Ch(dBm)	+ Alt Ch(dB)	Limit(dB)	Port
14.17	-23.63	37.80	-24.77	38.94	25	-28.59	42.76	-29.80	43.97	40	1
12.94	-27.04	39.98	-27.84	40.78	25	-29.73	42.67	-30.52	43.46	40	2
16.61	-22.00	38.61	-23.03	39.64	25	-26.11	42.72	-27.14	43.75	40	Sum

Summary

Mode	Max-Dwell (s)
5.925-6.425GHz	-
802.11a_Nss1,(MCS0)_2TX	2.065625m
ax20_OFDMA_20MHz_Nss1,(MCS0)_2TX	121.875u
ax40_OFDMA_40MHz_Nss1,(MCS0)_2TX	95.3125u
ax80_OFDMA_80MHz_Nss1,(MCS0)_2TX	82.8125u

Result

Mode	Result	TX Burst Time (s)	Limit (s)
802.11a_Nss1,(MCS0)_2TX	-	-	-
5955MHz_TnomVnom	Pass	2.065625m	8m
5955MHz_TnomVmin	Pass	2.065625m	8m
5955MHz_TnomVmax	Pass	2.065625m	8m
6175MHz_TnomVnom	Pass	2.065625m	8m
6175MHz_TnomVmin	Pass	2.065625m	8m
6175MHz_TnomVmax	Pass	2.065625m	8m
6415MHz_TnomVnom	Pass	2.065625m	8m
6415MHz_TnomVmin	Pass	2.065625m	8m
6415MHz_TnomVmax	Pass	2.065625m	8m
ax20_OFDMA_20MHz_Nss1,(MCS0)_2TX	-	-	-
5955MHz_TnomVnom	Pass	121.875u	8m
5955MHz_TnomVmin	Pass	121.875u	8m
5955MHz_TnomVmax	Pass	121.875u	8m
6175MHz_TnomVnom	Pass	121.875u	8m
6175MHz_TnomVmin	Pass	121.875u	8m
6175MHz_TnomVmax	Pass	121.875u	8m
6415MHz_TnomVnom	Pass	121.875u	8m
6415MHz_TnomVmin	Pass	121.875u	8m
6415MHz_TnomVmax	Pass	121.875u	8m
ax40_OFDMA_40MHz_Nss1,(MCS0)_2TX	-	-	-
5965MHz_TnomVnom	Pass	95.3125u	8m
5965MHz_TnomVmin	Pass	95.3125u	8m
5965MHz_TnomVmax	Pass	95.3125u	8m
6165MHz_TnomVnom	Pass	95.3125u	8m
6165MHz_TnomVmin	Pass	95.3125u	8m
6165MHz_TnomVmax	Pass	95.3125u	8m
6405MHz_TnomVnom	Pass	95.3125u	8m
6405MHz_TnomVmin	Pass	95.3125u	8m
6405MHz_TnomVmax	Pass	95.3125u	8m
ax80_OFDMA_80MHz_Nss1,(MCS0)_2TX	-	-	-
5985MHz_TnomVnom	Pass	82.8125u	8m
5985MHz_TnomVmin	Pass	82.8125u	8m



Burst Length

Appendix F.

Mode	Result	TX Burst Time (s)	Limit (s)
5985MHz_TnomVmax	Pass	82.8125u	8m
6145MHz_TnomVnom	Pass	82.8125u	8m
6145MHz_TnomVmin	Pass	82.8125u	8m
6145MHz_TnomVmax	Pass	82.8125u	8m
6385MHz_TnomVnom	Pass	82.8125u	8m
6385MHz_TnomVmin	Pass	82.8125u	8m
6385MHz_TnomVmax	Pass	82.8125u	8m

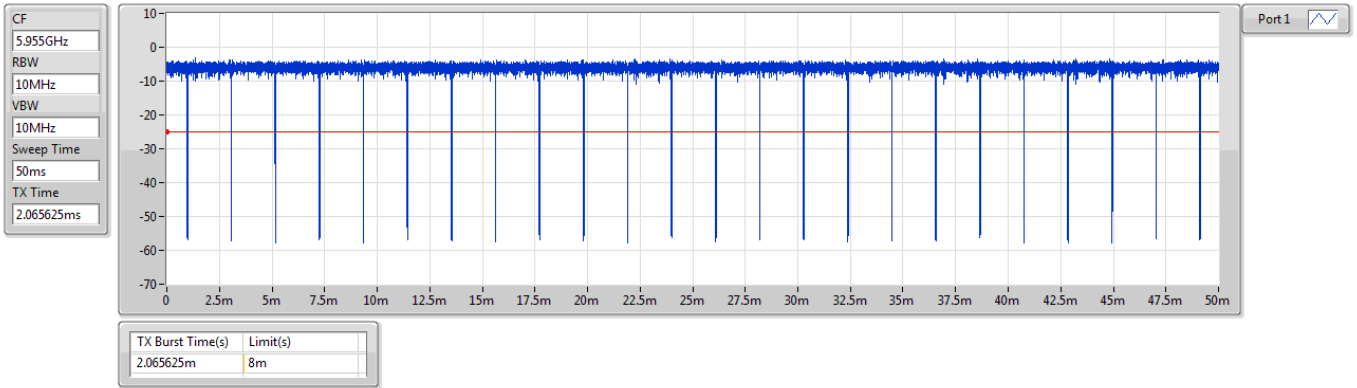


5.925-6.425GHz_802.11a_Nss1,(MCS0)_2TX

TX Burst

5955MHz_TnomVnom

09/08/2023

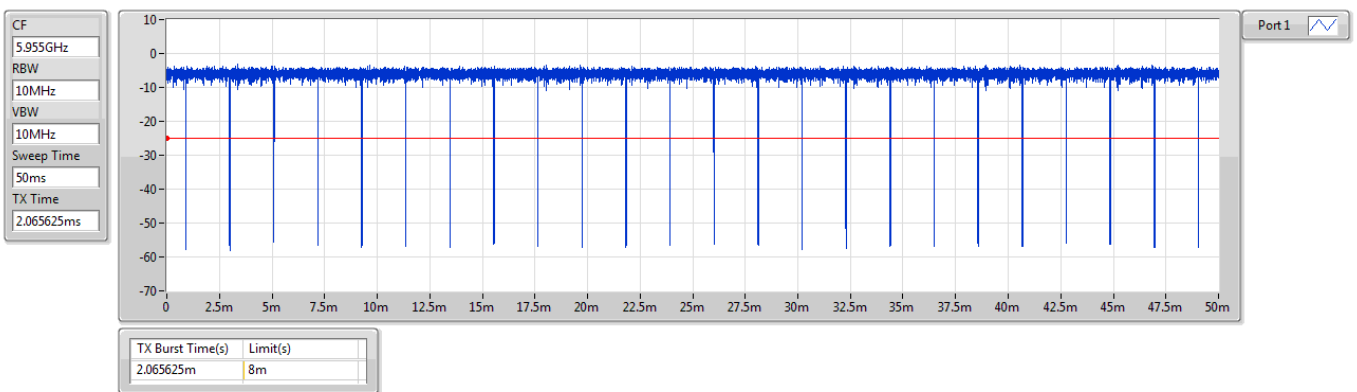


5.925-6.425GHz_802.11a_Nss1,(MCS0)_2TX

TX Burst

5955MHz_TnomVmin

09/08/2023



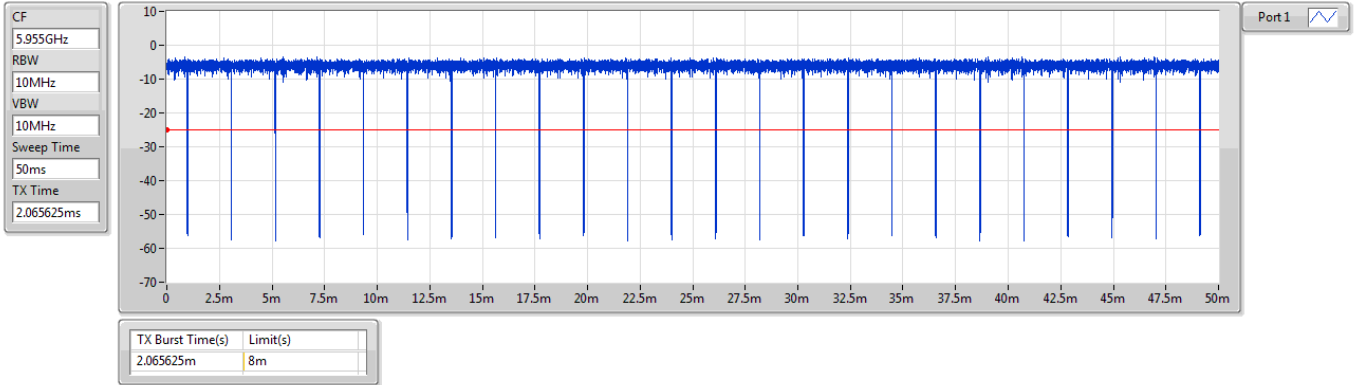


5.925-6.425GHz_802.11a_Nss1,(MCS0)_2TX

TX Burst

5955MHz_TnomVmax

09/08/2023

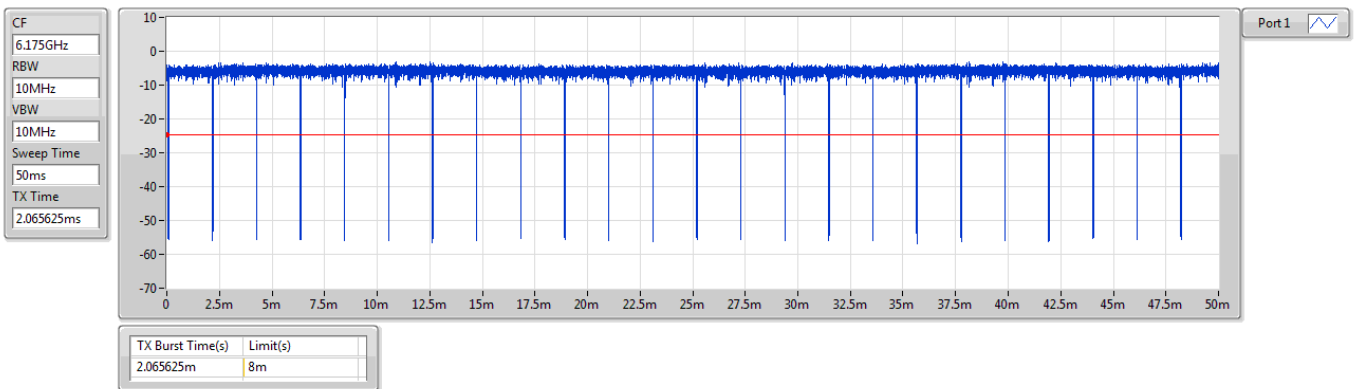


5.925-6.425GHz_802.11a_Nss1,(MCS0)_2TX

TX Burst

6175MHz_TnomVnom

09/08/2023



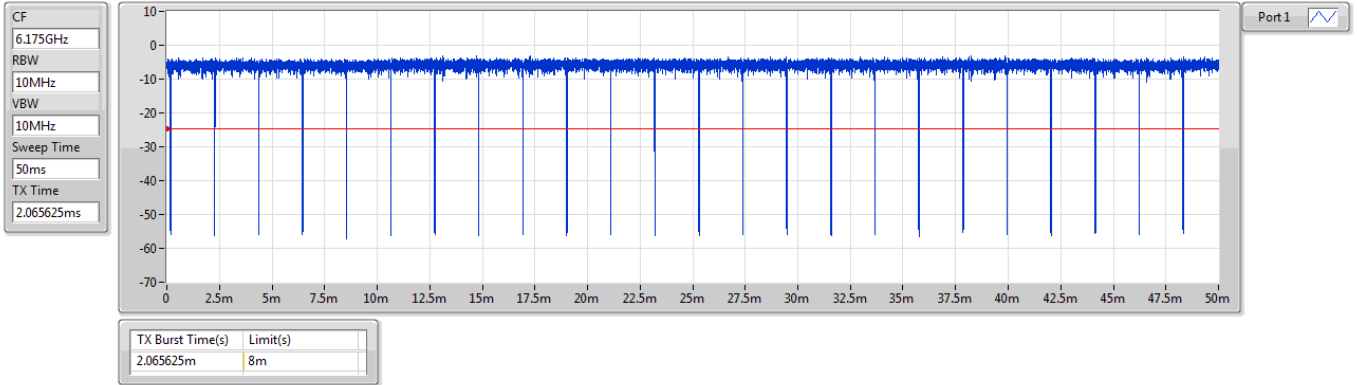


5.925-6.425GHz_802.11a_Nss1,(MCS0)_2TX

TX Burst

6175MHz_TnomVmin

09/08/2023

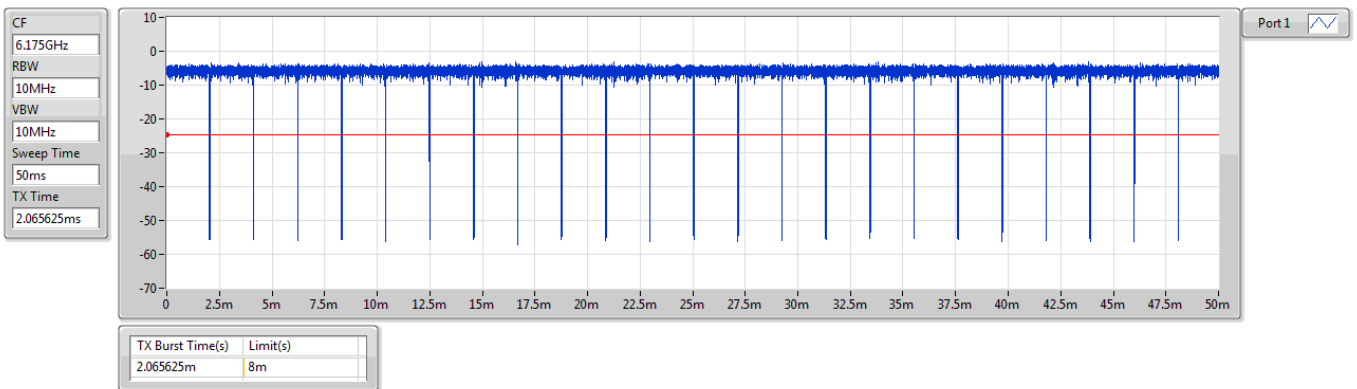


5.925-6.425GHz_802.11a_Nss1,(MCS0)_2TX

TX Burst

6175MHz_TnomVmax

09/08/2023



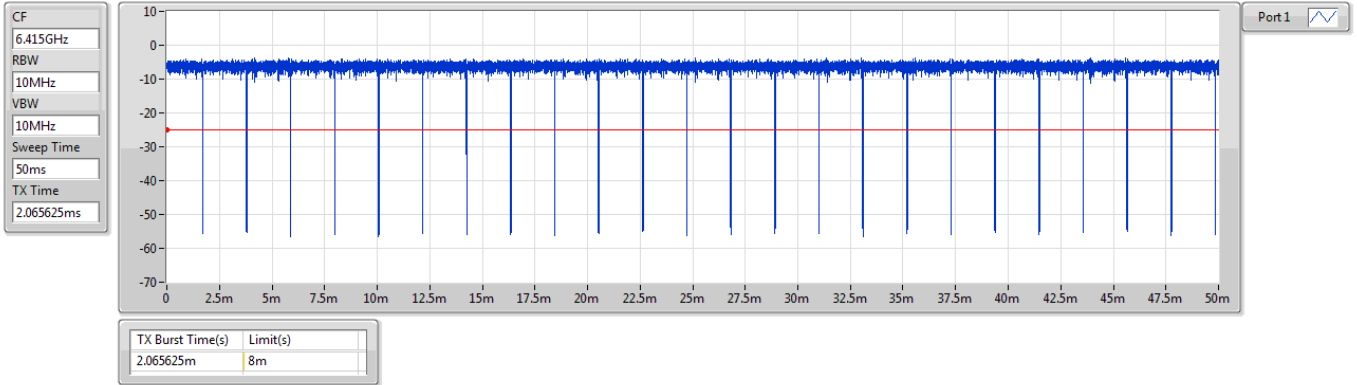


5.925-6.425GHz_802.11a_Nss1,(MCS0)_2TX

TX Burst

6415MHz_TnomVnom

09/08/2023

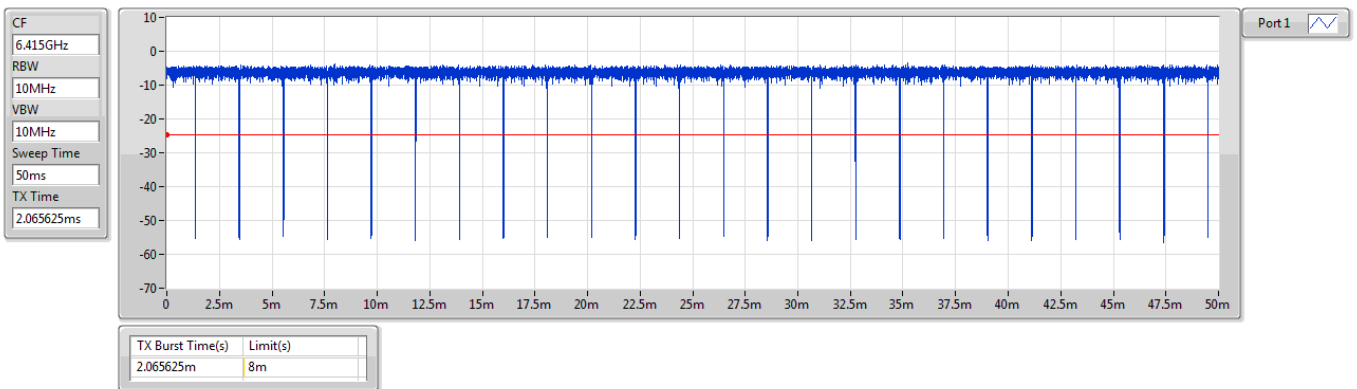


5.925-6.425GHz_802.11a_Nss1,(MCS0)_2TX

TX Burst

6415MHz_TnomVmin

09/08/2023

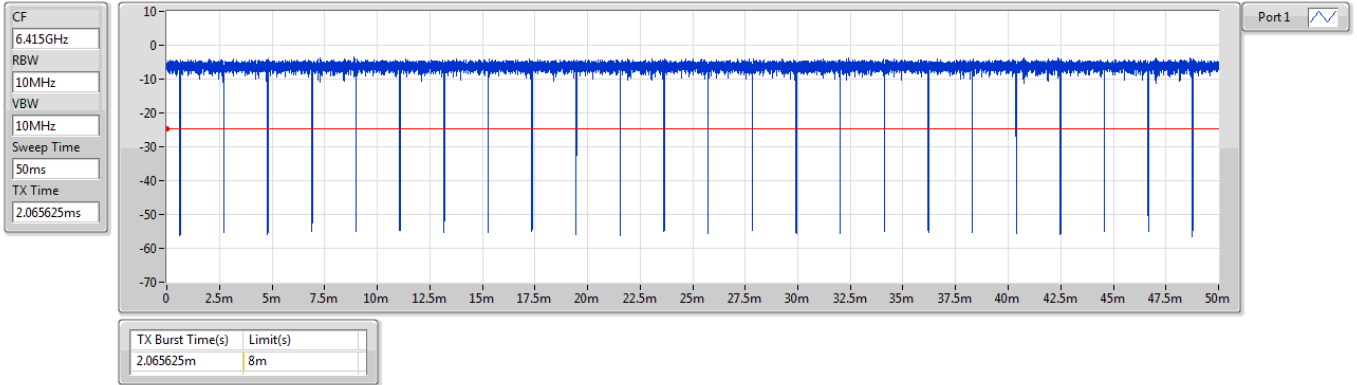


5.925-6.425GHz_802.11a_Nss1,(MCS0)_2TX

TX Burst

6415MHz_TnomVmax

09/08/2023

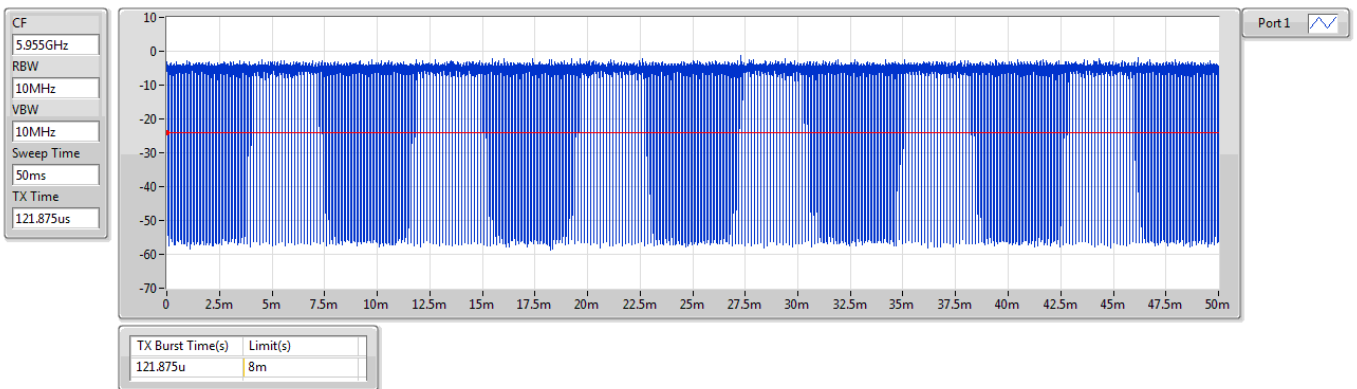


5.925-6.425GHz_ax20_OFDMA_20MHz_Nss1,(MCS0)_2TX

TX Burst

5955MHz_TnomVnom

09/08/2023



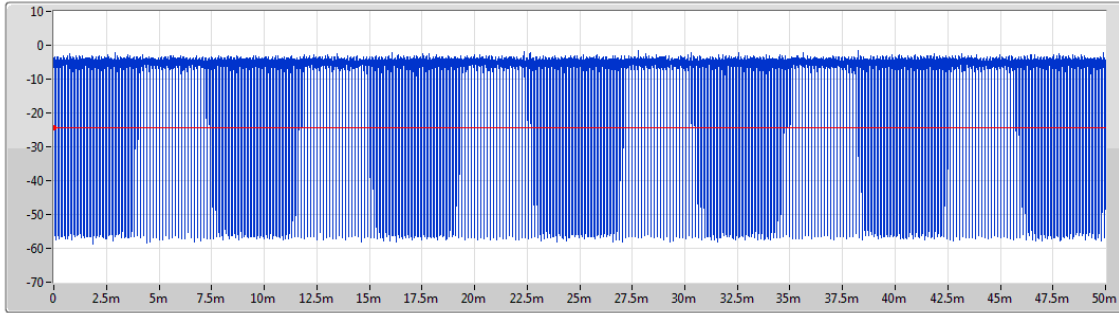
5.925-6.425GHz_ax20_OFDMA_20MHz_Nss1,(MCS0)_2TX

TX Burst

5955MHz_TnomVmin

09/08/2023

CF
5.955GHz
RBW
10MHz
VBW
10MHz
Sweep Time
50ms
TX Time
121.875us



TX Burst Time(s)	Limit(s)
121.875u	8m

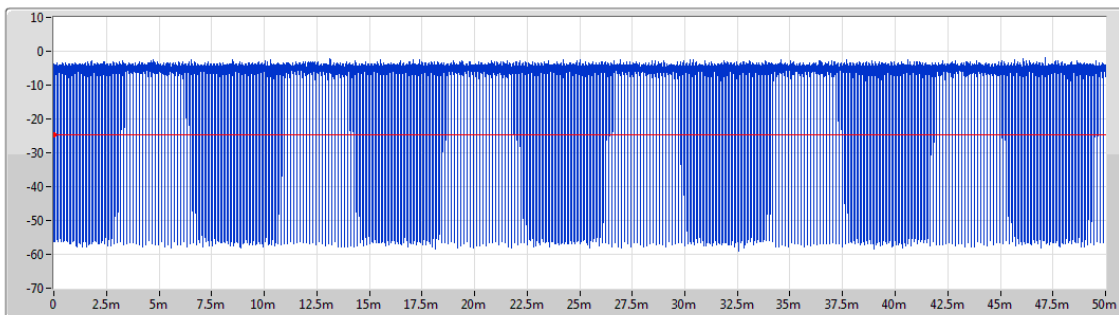
5.925-6.425GHz_ax20_OFDMA_20MHz_Nss1,(MCS0)_2TX

TX Burst

5955MHz_TnomVmax

09/08/2023

CF
5.955GHz
RBW
10MHz
VBW
10MHz
Sweep Time
50ms
TX Time
121.875us



TX Burst Time(s)	Limit(s)
121.875u	8m



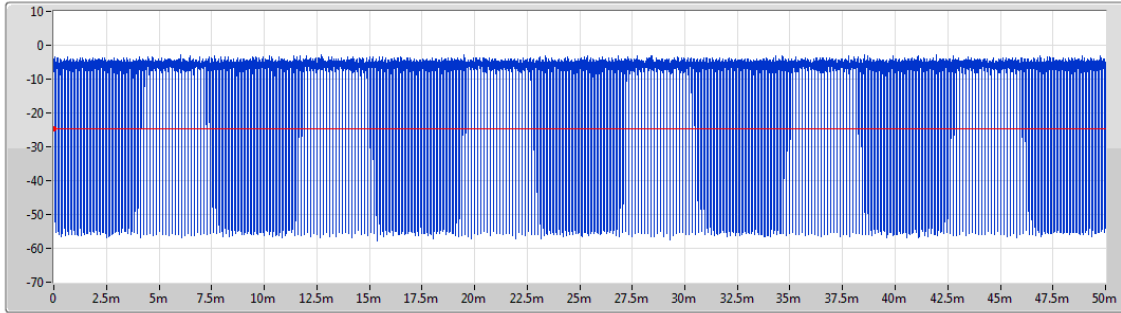
5.925-6.425GHz_ax20_OFDMA_20MHz_Nss1,(MCS0)_2TX

TX Burst

6175MHz_TnomVnom

09/08/2023

CF
6.175GHz
RBW
10MHz
VBW
10MHz
Sweep Time
50ms
TX Time
121.875us



TX Burst Time(s)	Limit(s)
121.875u	8m

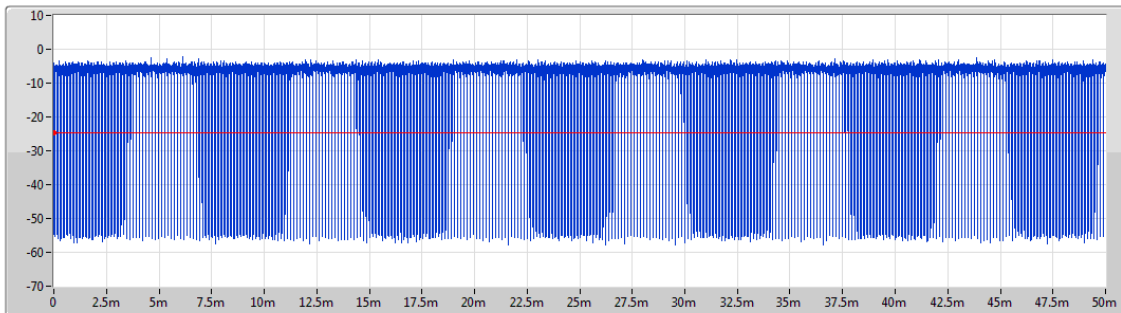
5.925-6.425GHz_ax20_OFDMA_20MHz_Nss1,(MCS0)_2TX

TX Burst

6175MHz_TnomVmin

09/08/2023

CF
6.175GHz
RBW
10MHz
VBW
10MHz
Sweep Time
50ms
TX Time
121.875us



TX Burst Time(s)	Limit(s)
121.875u	8m

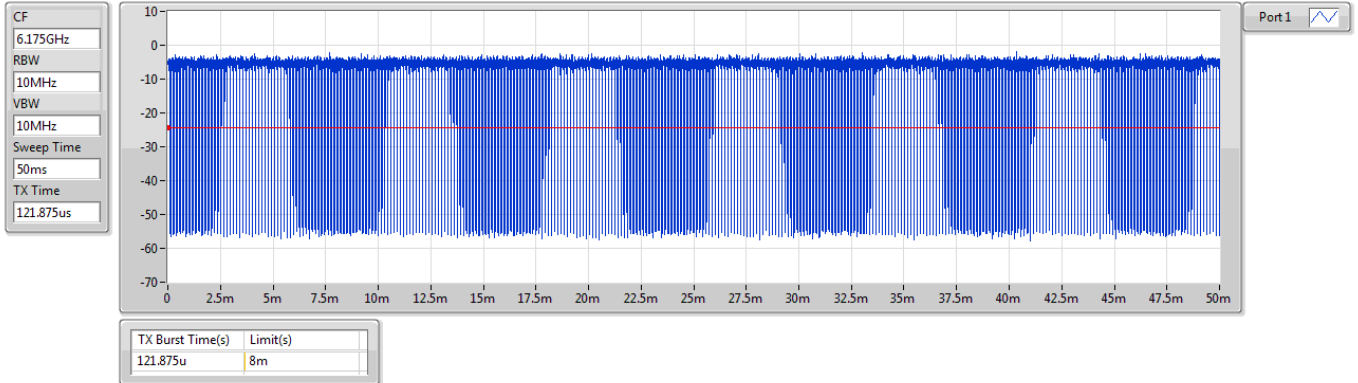


5.925-6.425GHz_ax20_OFDMA_20MHz_Nss1,(MCS0)_2TX

TX Burst

6175MHz_TnomVmax

09/08/2023

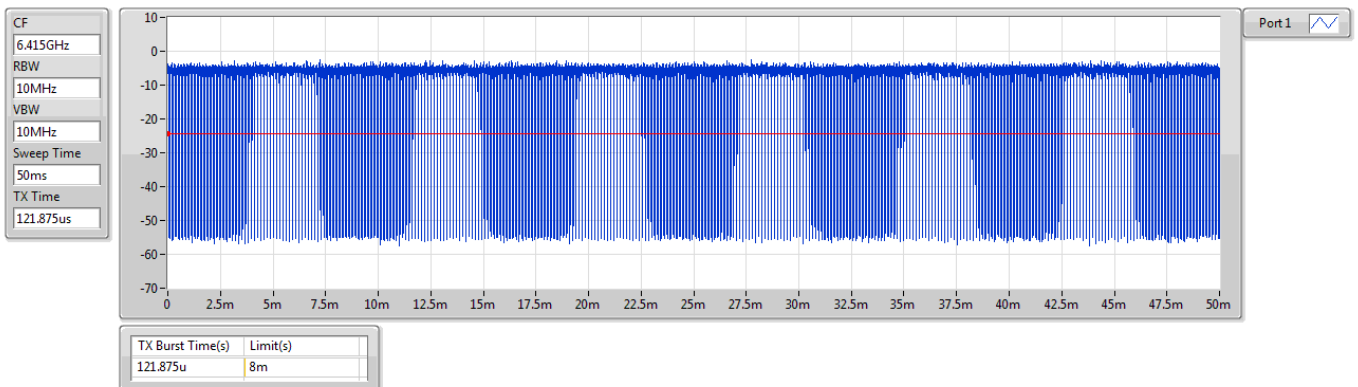


5.925-6.425GHz_ax20_OFDMA_20MHz_Nss1,(MCS0)_2TX

TX Burst

6415MHz_TnomVnom

09/08/2023



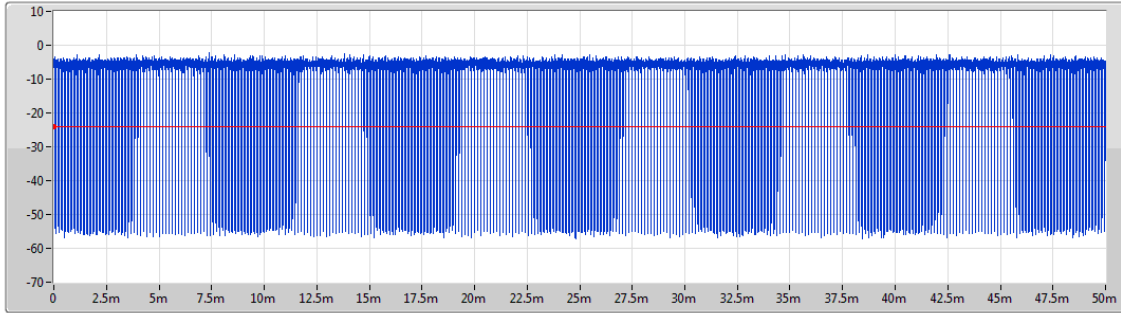
5.925-6.425GHz_ax20_OFDMA_20MHz_Nss1,(MCS0)_2TX

TX Burst

6415MHz_TnomVmin

09/08/2023

CF
6.415GHz
RBW
10MHz
VBW
10MHz
Sweep Time
50ms
TX Time
121.875us



TX Burst Time(s)	Limit(s)
121.875u	8m

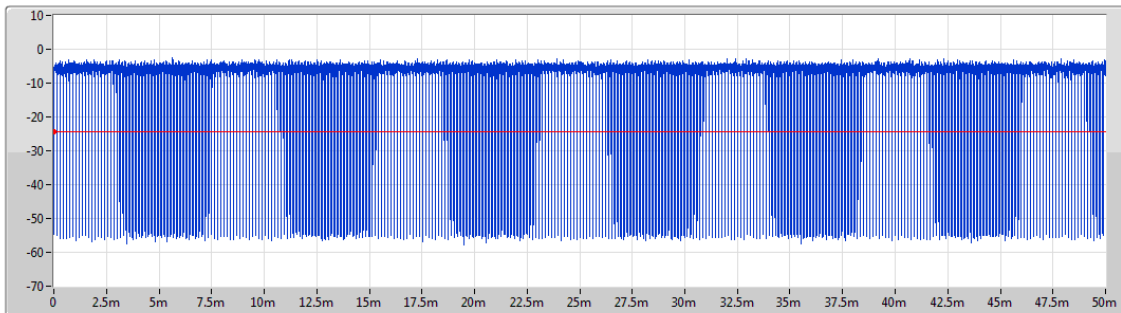
5.925-6.425GHz_ax20_OFDMA_20MHz_Nss1,(MCS0)_2TX

TX Burst

6415MHz_TnomVmax

09/08/2023

CF
6.415GHz
RBW
10MHz
VBW
10MHz
Sweep Time
50ms
TX Time
121.875us



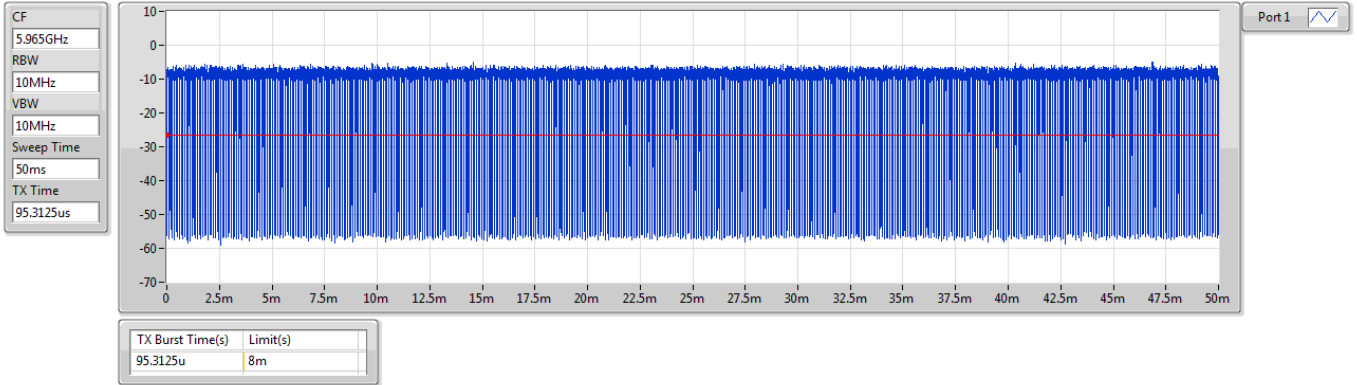
TX Burst Time(s)	Limit(s)
121.875u	8m

5.925-6.425GHz_ax40_OFDMA_40MHz_Nss1,(MCS0)_2TX

TX Burst

5965MHz_TnomVnom

09/08/2023

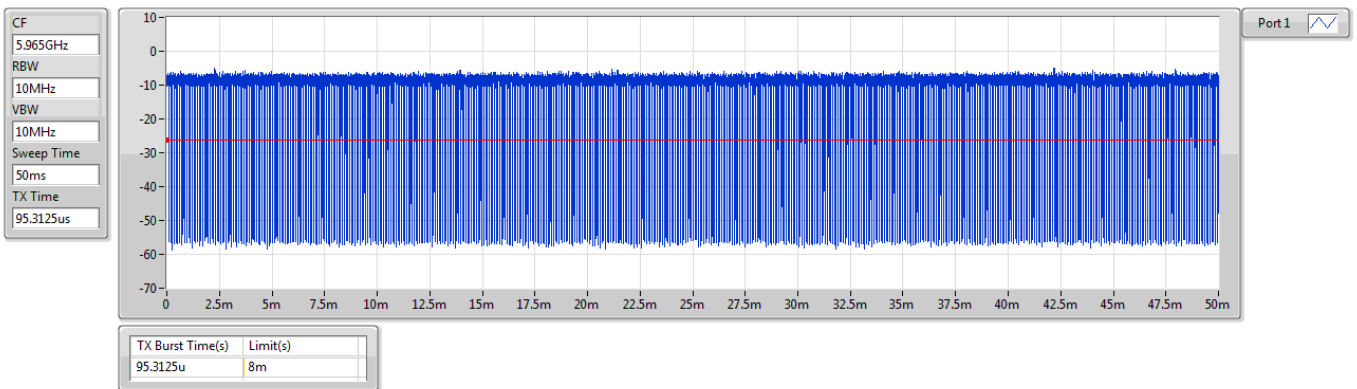


5.925-6.425GHz_ax40_OFDMA_40MHz_Nss1,(MCS0)_2TX

TX Burst

5965MHz_TnomVmin

09/08/2023



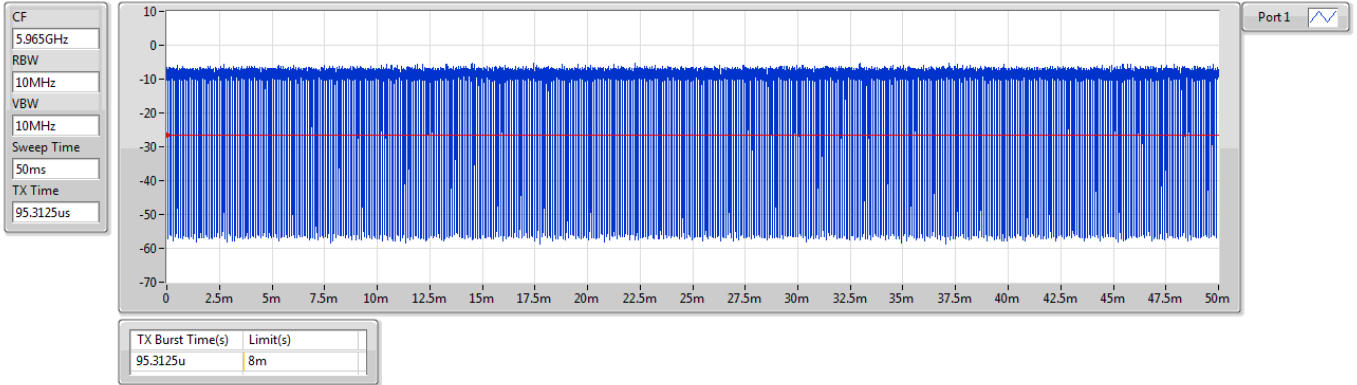


5.925-6.425GHz_ax40_OFDMA_40MHz_Nss1,(MCS0)_2TX

TX Burst

5965MHz_TnomVmax

09/08/2023

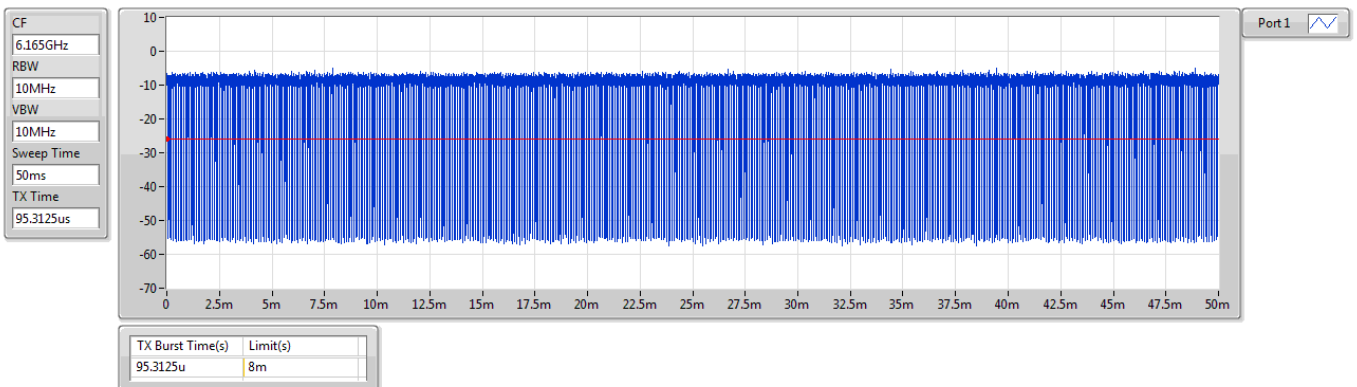


5.925-6.425GHz_ax40_OFDMA_40MHz_Nss1,(MCS0)_2TX

TX Burst

6165MHz_TnomVnom

09/08/2023





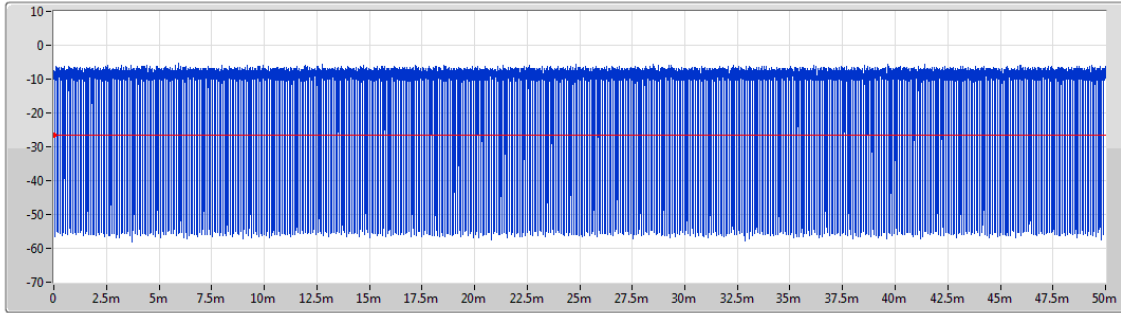
5.925-6.425GHz_ax40_OFDMA_40MHz_Nss1,(MCS0)_2TX

TX Burst

6165MHz_TnomVmin

09/08/2023

CF
6.165GHz
RBW
10MHz
VBW
10MHz
Sweep Time
50ms
TX Time
95.3125us



TX Burst Time(s)	Limit(s)
95.3125u	8m

Port1

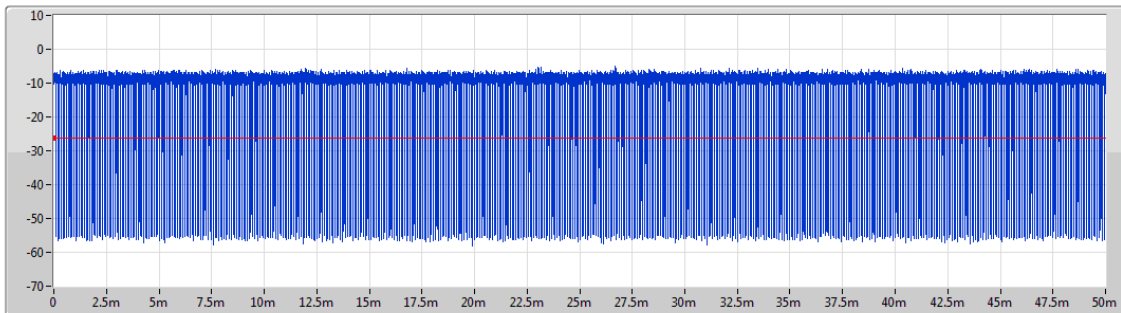
5.925-6.425GHz_ax40_OFDMA_40MHz_Nss1,(MCS0)_2TX

TX Burst

6165MHz_TnomVmax

09/08/2023

CF
6.165GHz
RBW
10MHz
VBW
10MHz
Sweep Time
50ms
TX Time
95.3125us



TX Burst Time(s)	Limit(s)
95.3125u	8m

Port1

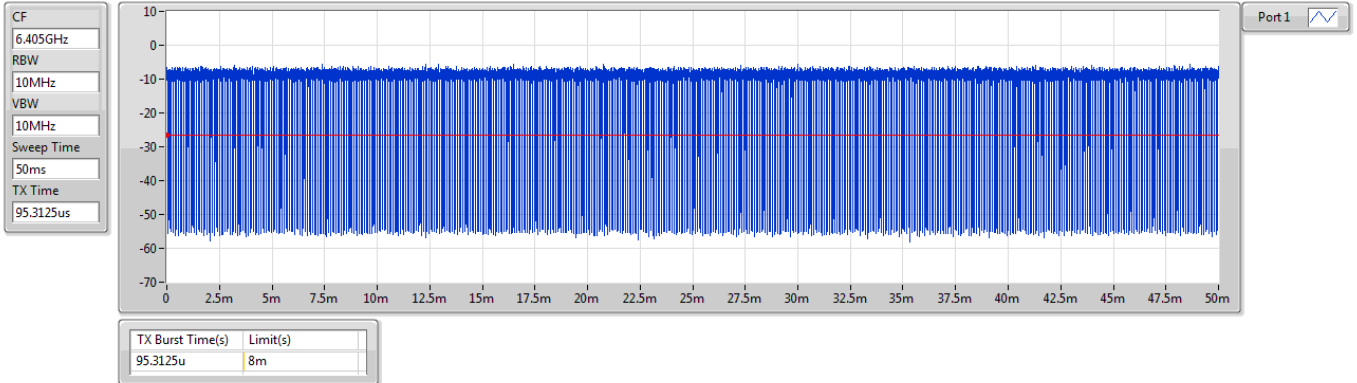


5.925-6.425GHz_ax40_OFDMA_40MHz_Nss1,(MCS0)_2TX

TX Burst

6405MHz_TnomVnom

09/08/2023

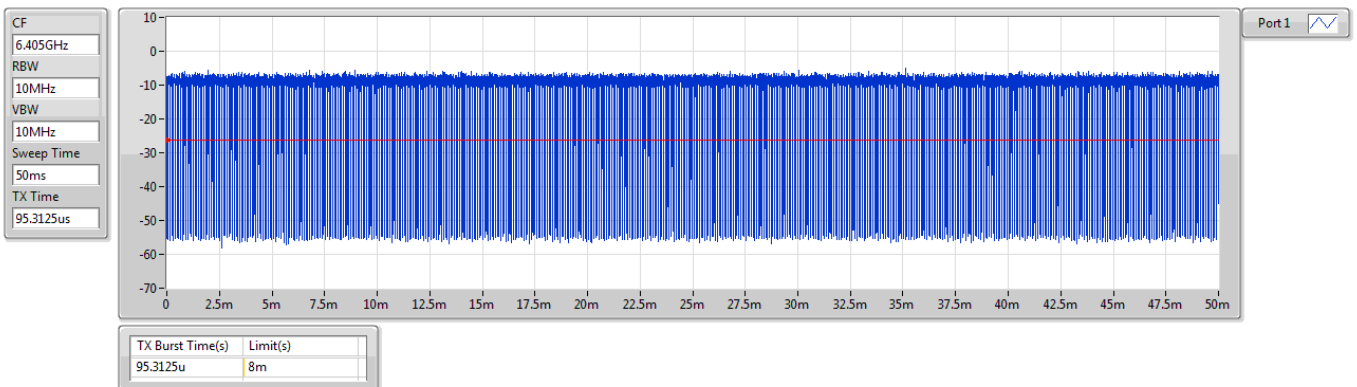


5.925-6.425GHz_ax40_OFDMA_40MHz_Nss1,(MCS0)_2TX

TX Burst

6405MHz_TnomVmin

09/08/2023

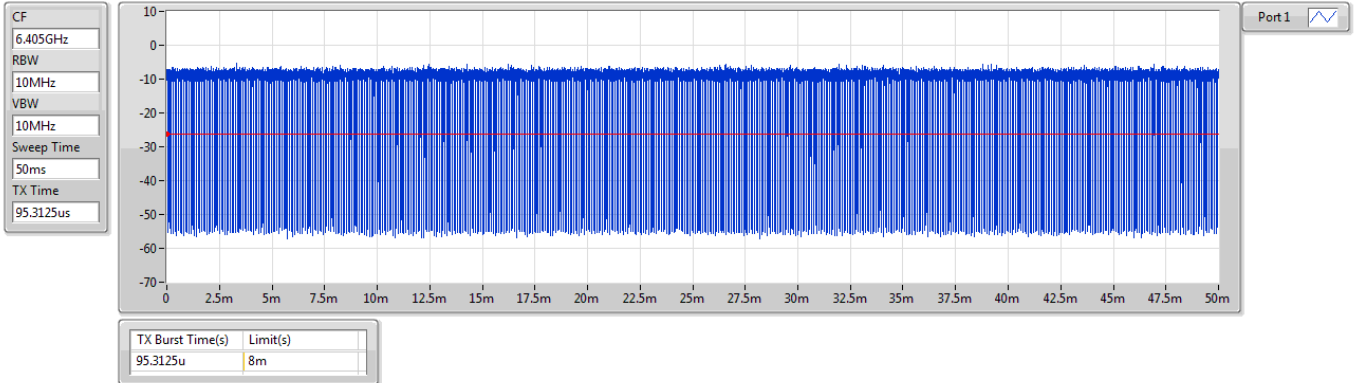


5.925-6.425GHz_ax40_OFDMA_40MHz_Nss1,(MCS0)_2TX

TX Burst

6405MHz_TnomVmax

09/08/2023

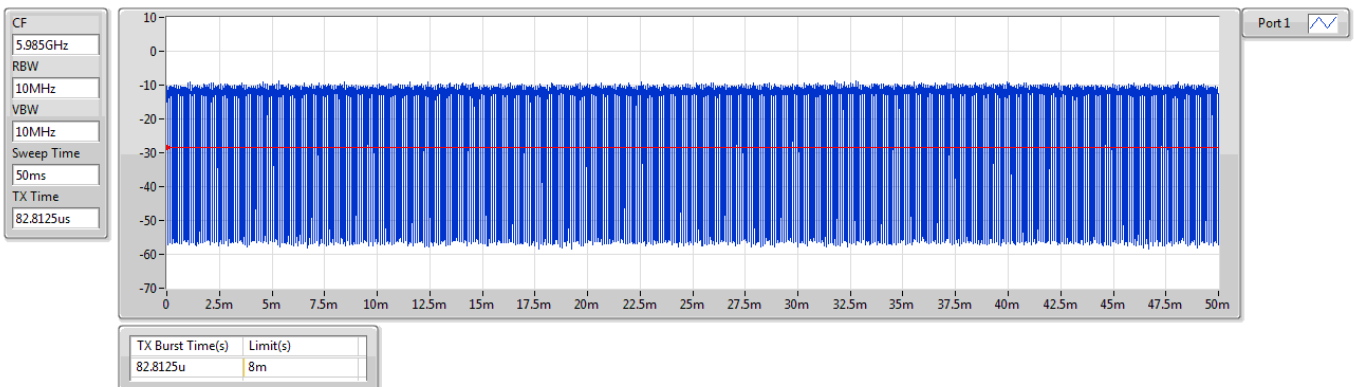


5.925-6.425GHz_ax80_OFDMA_80MHz_Nss1,(MCS0)_2TX

TX Burst

5985MHz_TnomVnom

09/08/2023



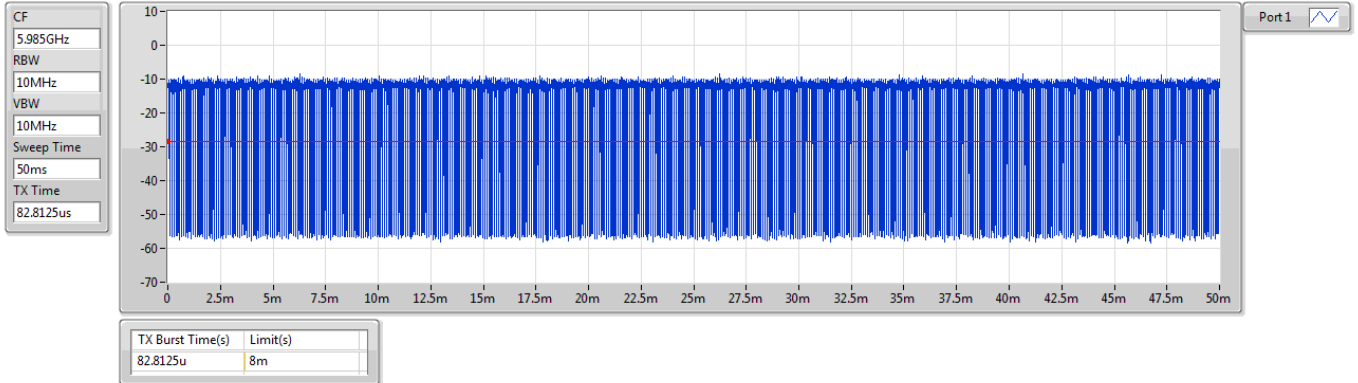


5.925-6.425GHz_ax80_OFDMA_80MHz_Nss1,(MCS0)_2TX

TX Burst

5985MHz_TnomVmin

09/08/2023

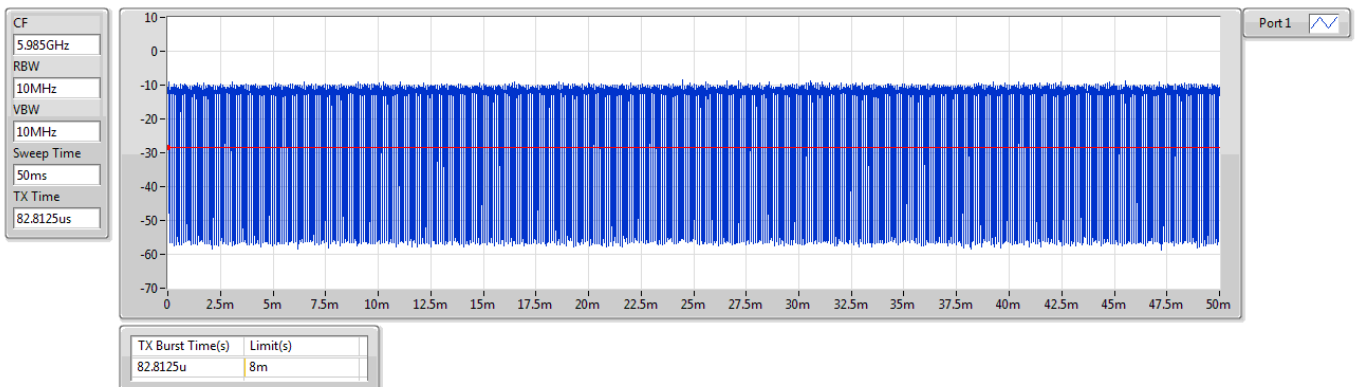


5.925-6.425GHz_ax80_OFDMA_80MHz_Nss1,(MCS0)_2TX

TX Burst

5985MHz_TnomVmax

09/08/2023





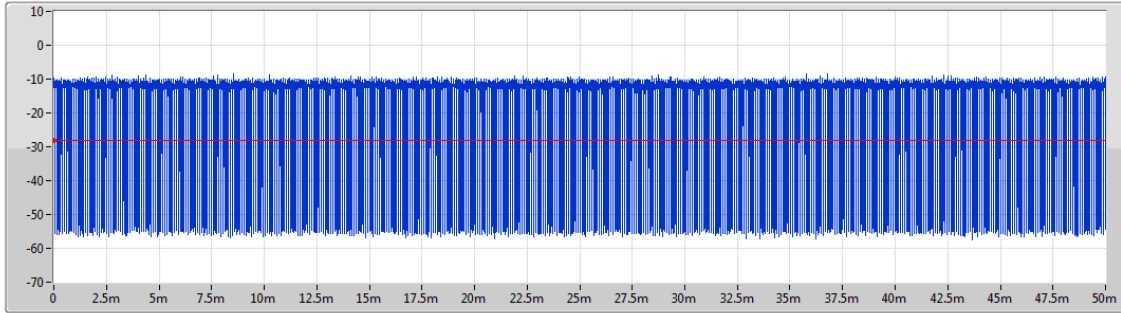
5.925-6.425GHz_ax80_OFDMA_80MHz_Nss1,(MCS0)_2TX

TX Burst

6145MHz_TnomVnom

09/08/2023

CF
6.145GHz
RBW
10MHz
VBW
10MHz
Sweep Time
50ms
TX Time
82.8125us



TX Burst Time(s)	Limit(s)
82.8125u	8m

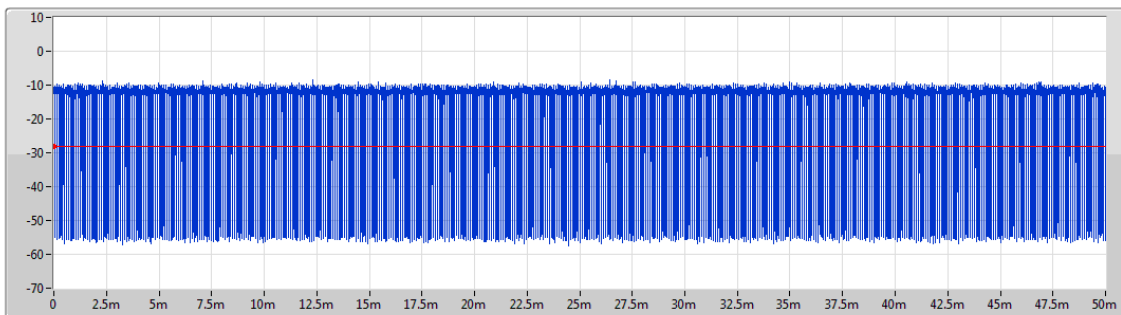
5.925-6.425GHz_ax80_OFDMA_80MHz_Nss1,(MCS0)_2TX

TX Burst

6145MHz_TnomVmin

09/08/2023

CF
6.145GHz
RBW
10MHz
VBW
10MHz
Sweep Time
50ms
TX Time
82.8125us



TX Burst Time(s)	Limit(s)
82.8125u	8m

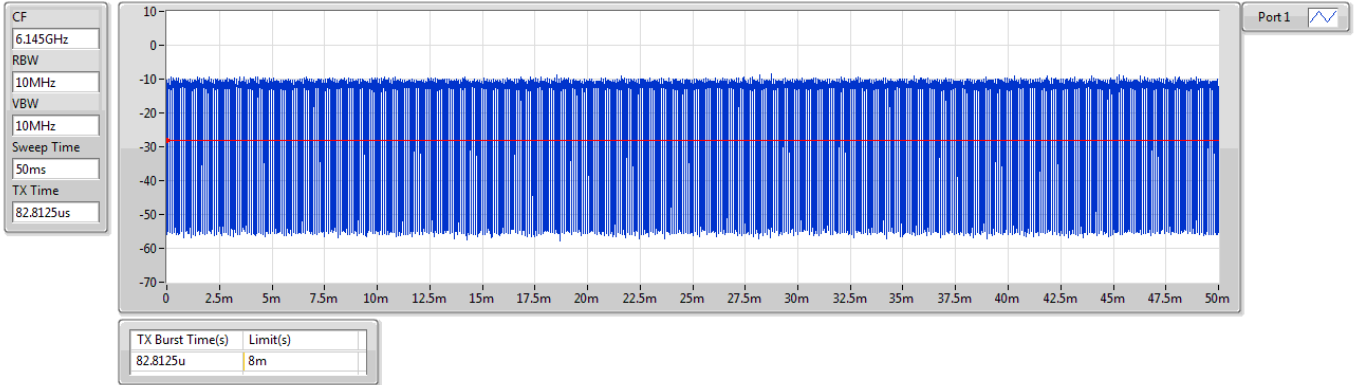


5.925-6.425GHz_ax80_OFDMA_80MHz_Nss1,(MCS0)_2TX

TX Burst

6145MHz_TnomVmax

09/08/2023

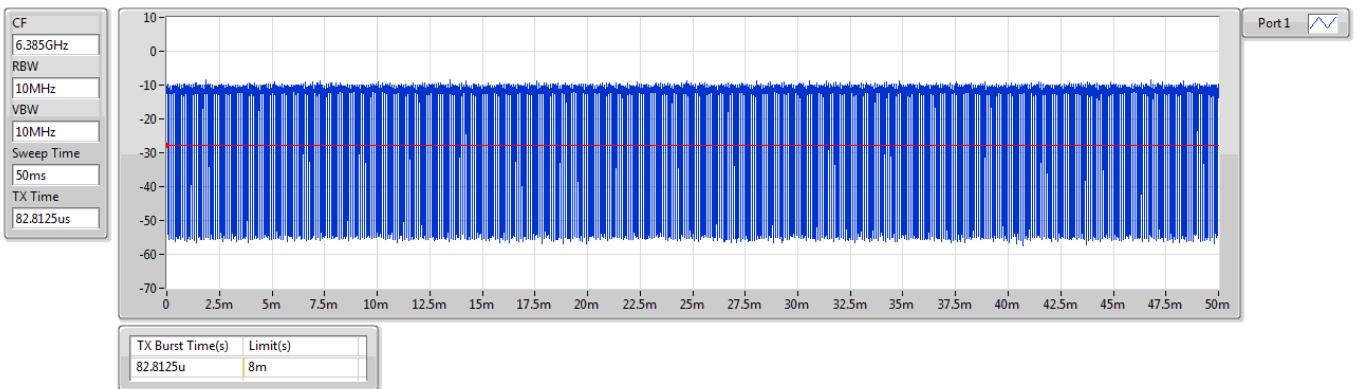


5.925-6.425GHz_ax80_OFDMA_80MHz_Nss1,(MCS0)_2TX

TX Burst

6385MHz_TnomVnom

09/08/2023



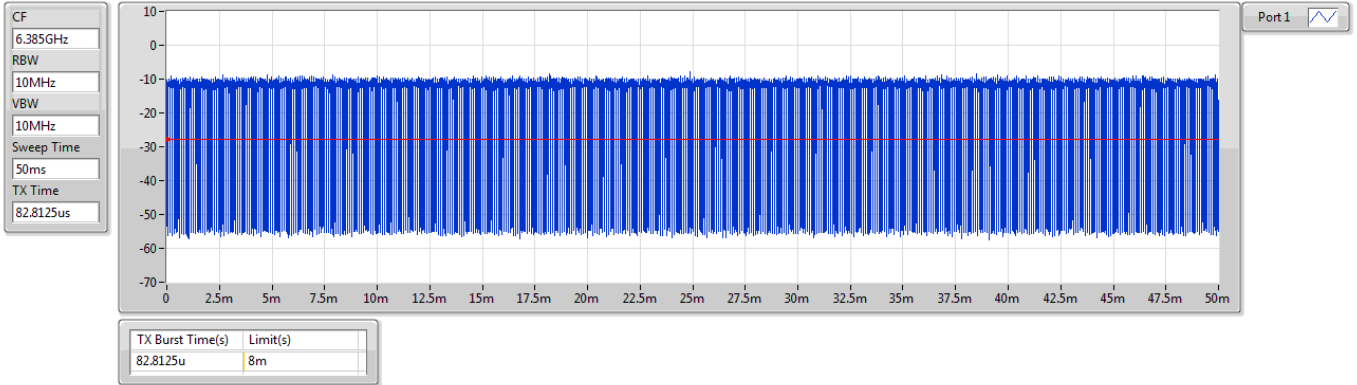


5.925-6.425GHz_ax80_OFDMA_80MHz_Nss1,(MCS0)_2TX

TX Burst

6385MHz_TnomVmin

09/08/2023

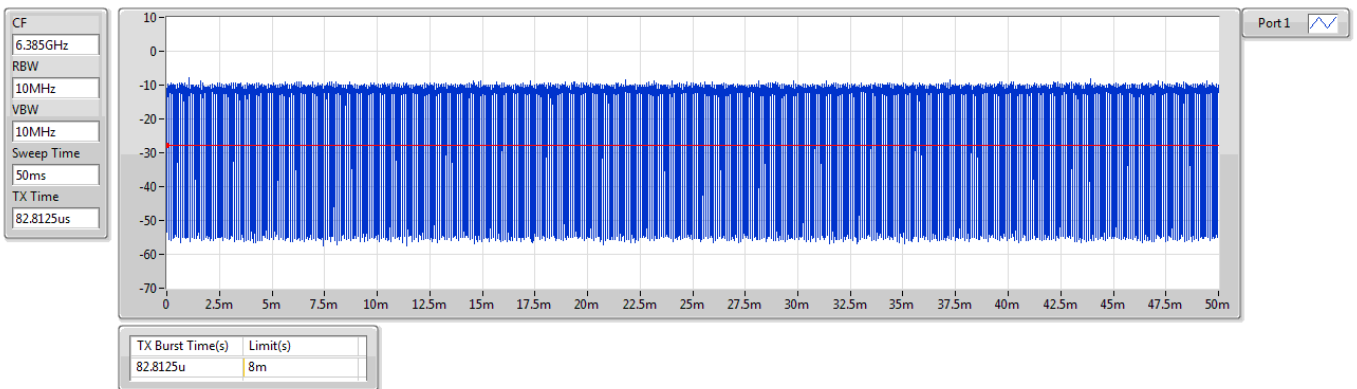


5.925-6.425GHz_ax80_OFDMA_80MHz_Nss1,(MCS0)_2TX

TX Burst

6385MHz_TnomVmax

09/08/2023



Summary

Mode	Result	Interference Pin (dBm)	Function
5.925-6.425GHz	-	-	-
802.11a_Nss1,(MCS0)_2TX	Pass	-48.15	Good
ax20_OFDMA_20MHz_Nss1,(MCS0)_2TX	Pass	-48.15	Good
ax40_OFDMA_40MHz_Nss1,(MCS0)_2TX	Pass	-48.14	Good
ax80_OFDMA_80MHz_Nss1,(MCS0)_2TX	Pass	-48.11	Good

Result

Mode	Result	Interference Pin (dBm)	Function
802.11a_Nss1,(MCS0)_2TX	-	-	-
5955MHz_TnomVnom	Pass	-47.51	Good
5955MHz_TnomVmin	Pass	-47.51	Good
5955MHz_TnomVmax	Pass	-47.51	Good
6175MHz_TnomVnom	Pass	-47.82	Good
6175MHz_TnomVmin	Pass	-47.82	Good
6175MHz_TnomVmax	Pass	-47.82	Good
6415MHz_TnomVnom	Pass	-48.15	Good
6415MHz_TnomVmin	Pass	-48.15	Good
6415MHz_TnomVmax	Pass	-48.15	Good
ax20_OFDMA_20MHz_Nss1,(MCS0)_2TX	-	-	-
5955MHz_TnomVnom	Pass	-47.51	Good
5955MHz_TnomVmin	Pass	-47.51	Good
5955MHz_TnomVmax	Pass	-47.51	Good
6175MHz_TnomVnom	Pass	-47.82	Good
6175MHz_TnomVmin	Pass	-47.82	Good
6175MHz_TnomVmax	Pass	-47.82	Good
6415MHz_TnomVnom	Pass	-48.15	Good
6415MHz_TnomVmin	Pass	-48.15	Good
6415MHz_TnomVmax	Pass	-48.15	Good
ax40_OFDMA_40MHz_Nss1,(MCS0)_2TX	-	-	-
5965MHz_TnomVnom	Pass	-47.52	Good
5965MHz_TnomVmin	Pass	-47.52	Good
5965MHz_TnomVmax	Pass	-47.52	Good
6165MHz_TnomVnom	Pass	-47.81	Good
6165MHz_TnomVmin	Pass	-47.81	Good
6165MHz_TnomVmax	Pass	-47.81	Good
6405MHz_TnomVnom	Pass	-48.14	Good
6405MHz_TnomVmin	Pass	-48.14	Good
6405MHz_TnomVmax	Pass	-48.14	Good
ax80_OFDMA_80MHz_Nss1,(MCS0)_2TX	-	-	-
5985MHz_TnomVnom	Pass	-47.55	Good
5985MHz_TnomVmin	Pass	-47.55	Good



Mode	Result	Interference Pin (dBm)	Function
5985MHz_TnomVmax	Pass	-47.55	Good
6145MHz_TnomVnom	Pass	-47.78	Good
6145MHz_TnomVmin	Pass	-47.78	Good
6145MHz_TnomVmax	Pass	-47.78	Good
6385MHz_TnomVnom	Pass	-48.11	Good
6385MHz_TnomVmin	Pass	-48.11	Good
6385MHz_TnomVmax	Pass	-48.11	Good

Summary

Mode	Result	MAC (ID Length)	ID Limit	Function
5.925-6.425GHz	-	-	-	-
802.11a_Nss1,(MCS0)_2TX	Pass	C0:EE:40:D8:56:EE	48 bits	Good
ax20_OFDMA_20MHz_Nss1,(MCS0)_2TX	Pass	C0:EE:40:D8:56:EE	48 bits	Good
ax40_OFDMA_40MHz_Nss1,(MCS0)_2TX	Pass	C0:EE:40:D8:56:EE	48 bits	Good
ax80_OFDMA_80MHz_Nss1,(MCS0)_2TX	Pass	C0:EE:40:D8:56:EE	48 bits	Good

Result

Mode	Result	MAC (ID Length)	ID Limit	Function
802.11a_Nss1,(MCS0)_2TX	-	-	-	-
5955MHz_TnomVnom	Pass	C0:EE:40:D8:56:EE	48 bits	Good
5955MHz_TnomVmin	Pass	C0:EE:40:D8:56:EE	48 bits	Good
5955MHz_TnomVmax	Pass	C0:EE:40:D8:56:EE	48 bits	Good
6175MHz_TnomVnom	Pass	C0:EE:40:D8:56:EE	48 bits	Good
6175MHz_TnomVmin	Pass	C0:EE:40:D8:56:EE	48 bits	Good
6175MHz_TnomVmax	Pass	C0:EE:40:D8:56:EE	48 bits	Good
6415MHz_TnomVnom	Pass	C0:EE:40:D8:56:EE	48 bits	Good
6415MHz_TnomVmin	Pass	C0:EE:40:D8:56:EE	48 bits	Good
6415MHz_TnomVmax	Pass	C0:EE:40:D8:56:EE	48 bits	Good
ax20_OFDMA_20MHz_Nss1,(MCS0)_2TX	-	-	-	-
5955MHz_TnomVnom	Pass	C0:EE:40:D8:56:EE	48 bits	Good
5955MHz_TnomVmin	Pass	C0:EE:40:D8:56:EE	48 bits	Good
5955MHz_TnomVmax	Pass	C0:EE:40:D8:56:EE	48 bits	Good
6175MHz_TnomVnom	Pass	C0:EE:40:D8:56:EE	48 bits	Good
6175MHz_TnomVmin	Pass	C0:EE:40:D8:56:EE	48 bits	Good
6175MHz_TnomVmax	Pass	C0:EE:40:D8:56:EE	48 bits	Good
6415MHz_TnomVnom	Pass	C0:EE:40:D8:56:EE	48 bits	Good
6415MHz_TnomVmin	Pass	C0:EE:40:D8:56:EE	48 bits	Good
6415MHz_TnomVmax	Pass	C0:EE:40:D8:56:EE	48 bits	Good
ax40_OFDMA_40MHz_Nss1,(MCS0)_2TX	-	-	-	-
5965MHz_TnomVnom	Pass	C0:EE:40:D8:56:EE	48 bits	Good
5965MHz_TnomVmin	Pass	C0:EE:40:D8:56:EE	48 bits	Good
5965MHz_TnomVmax	Pass	C0:EE:40:D8:56:EE	48 bits	Good
6165MHz_TnomVnom	Pass	C0:EE:40:D8:56:EE	48 bits	Good
6165MHz_TnomVmin	Pass	C0:EE:40:D8:56:EE	48 bits	Good
6165MHz_TnomVmax	Pass	C0:EE:40:D8:56:EE	48 bits	Good
6405MHz_TnomVnom	Pass	C0:EE:40:D8:56:EE	48 bits	Good
6405MHz_TnomVmin	Pass	C0:EE:40:D8:56:EE	48 bits	Good
6405MHz_TnomVmax	Pass	C0:EE:40:D8:56:EE	48 bits	Good
ax80_OFDMA_80MHz_Nss1,(MCS0)_2TX	-	-	-	-
5985MHz_TnomVnom	Pass	C0:EE:40:D8:56:EE	48 bits	Good
5985MHz_TnomVmin	Pass	C0:EE:40:D8:56:EE	48 bits	Good



Mode	Result	MAC (ID Length)	ID Limit	Function
5985MHz_TnomVmax	Pass	C0:EE:40:D8:56:EE	48 bits	Good
6145MHz_TnomVnom	Pass	C0:EE:40:D8:56:EE	48 bits	Good
6145MHz_TnomVmin	Pass	C0:EE:40:D8:56:EE	48 bits	Good
6145MHz_TnomVmax	Pass	C0:EE:40:D8:56:EE	48 bits	Good
6385MHz_TnomVnom	Pass	C0:EE:40:D8:56:EE	48 bits	Good
6385MHz_TnomVmin	Pass	C0:EE:40:D8:56:EE	48 bits	Good
6385MHz_TnomVmax	Pass	C0:EE:40:D8:56:EE	48 bits	Good



Summary

Mode	Result	F-Start (Hz)	F-Stop (Hz)	RBW (Hz)	Freq (Hz)	P1 (dBm)	P2 (dBm)	Psum (dBm)	Psum (nW)	Limit (dBm)	Limit (nW)
5.925-6.425GHz	-	-	-	-	-	-	-	-	-	-	-
802.11a_Nss1,(MCS0)_2TX	Pass	1G	26G	1M	19.84375G	-67.56	-67.37	-64.45	0.35862	-46.99	20
ax20_OFDMA_20MHz_Nss1,(MCS0)_2TX	Pass	1G	26G	1M	19.85938G	-67.51	-67.78	-64.63	0.34414	-46.99	20
ax40_OFDMA_40MHz_Nss1,(MCS0)_2TX	Pass	1G	26G	1M	19.8375G	-67.60	-67.69	-64.63	0.344	-46.99	20
ax80_OFDMA_80MHz_Nss1,(MCS0)_2TX	Pass	1G	26G	1M	19.84063G	-67.83	-66.97	-64.37	0.36573	-46.99	20

Result

Mode	Result	F-Start (Hz)	F-Stop (Hz)	RBW (Hz)	Freq (Hz)	P1 (dBm)	P2 (dBm)	Psum (dBm)	Psum (nW)	Limit (dBm)	Limit (nW)
802.11a_Nss1,(MCS0)_2TX	-	-	-	-	-	-	-	-	-	-	-
5955MHz_TnomVnom	Pass	30M	1G	100k	960.72M	-89.31	-89.10	-86.19	0.0024	-53.98	4
5955MHz_TnomVnom	Pass	1G	26G	1M	19.85G	-67.60	-68.46	-65.00	0.31634	-46.99	20
5955MHz_TnomVnom	Pass	1G	26G	1M	5.95313G	-74.84	-75.59	-72.19	0.06042	-46.99	20
5955MHz_TnomVmin	Pass	30M	1G	100k	832.43M	-89.10	-89.37	-86.22	0.00239	-53.98	4
5955MHz_TnomVmin	Pass	1G	26G	1M	19.825G	-67.95	-67.80	-64.86	0.32628	-46.99	20
5955MHz_TnomVmin	Pass	1G	26G	1M	5.95313G	-74.82	-75.69	-72.22	0.05994	-46.99	20
5955MHz_TnomVmax	Pass	30M	1G	100k	988.48M	-89.19	-89.48	-86.32	0.00233	-53.98	4
5955MHz_TnomVmax	Pass	1G	26G	1M	19.8625G	-67.85	-67.79	-64.81	0.3304	-46.99	20
5955MHz_TnomVmax	Pass	1G	26G	1M	5.95313G	-74.91	-75.96	-72.39	0.05764	-46.99	20
6175MHz_TnomVnom	Pass	30M	1G	100k	948.83M	-89.02	-88.97	-85.98	0.00252	-53.98	4
6175MHz_TnomVnom	Pass	1G	26G	1M	19.86563G	-67.55	-68.23	-64.87	0.32611	-46.99	20
6175MHz_TnomVnom	Pass	1G	26G	1M	6.175G	-74.66	-76.56	-72.50	0.05628	-46.99	20
6175MHz_TnomVmin	Pass	30M	1G	100k	995.64M	-88.16	-89.82	-85.90	0.00257	-53.98	4
6175MHz_TnomVmin	Pass	1G	26G	1M	19.84375G	-67.56	-67.37	-64.45	0.35862	-46.99	20
6175MHz_TnomVmin	Pass	1G	26G	1M	6.175G	-75.19	-76.32	-72.71	0.0536	-46.99	20
6175MHz_TnomVmax	Pass	30M	1G	100k	972.23M	-89.14	-89.05	-86.08	0.00246	-53.98	4
6175MHz_TnomVmax	Pass	1G	26G	1M	19.84688G	-68.18	-67.04	-64.56	0.34975	-46.99	20
6175MHz_TnomVmax	Pass	1G	26G	1M	6.175G	-74.73	-76.10	-72.35	0.0582	-46.99	20
6415MHz_TnomVnom	Pass	30M	1G	100k	759.56M	-88.24	-89.74	-85.92	0.00256	-53.98	4
6415MHz_TnomVnom	Pass	1G	26G	1M	19.85G	-68.05	-67.61	-64.81	0.33006	-46.99	20
6415MHz_TnomVnom	Pass	1G	26G	1M	6.41563G	-74.95	-76.71	-72.73	0.05332	-46.99	20
6415MHz_TnomVmin	Pass	30M	1G	100k	699.54M	-90.13	-88.51	-86.23	0.00238	-53.98	4
6415MHz_TnomVmin	Pass	1G	26G	1M	19.85G	-67.85	-67.84	-64.83	0.3285	-46.99	20
6415MHz_TnomVmin	Pass	1G	26G	1M	6.41563G	-75.45	-76.55	-72.95	0.05064	-46.99	20
6415MHz_TnomVmax	Pass	30M	1G	100k	890.27M	-90.08	-88.77	-86.37	0.00231	-53.98	4
6415MHz_TnomVmax	Pass	1G	26G	1M	19.85938G	-68.05	-67.37	-64.69	0.33991	-46.99	20
6415MHz_TnomVmax	Pass	1G	26G	1M	6.41563G	-75.00	-76.56	-72.70	0.0537	-46.99	20
ax20_OFDMA_20MHz_Nss1,(MCS0)_2TX	-	-	-	-	-	-	-	-	-	-	-
5955MHz_TnomVnom	Pass	30M	1G	100k	830.74M	-92.10	-87.61	-86.29	0.00235	-53.98	4
5955MHz_TnomVnom	Pass	1G	26G	1M	19.85938G	-67.51	-67.78	-64.63	0.34414	-46.99	20
5955MHz_TnomVnom	Pass	1G	26G	1M	5.95313G	-74.42	-75.44	-71.89	0.06472	-46.99	20
5955MHz_TnomVmin	Pass	30M	1G	100k	802.61M	-89.16	-89.52	-86.33	0.00233	-53.98	4

Mode	Result	F-Start (Hz)	F-Stop (Hz)	RBW (Hz)	Freq (Hz)	P1 (dBm)	P2 (dBm)	Psum (dBm)	Psum (nW)	Limit (dBm)	Limit (nW)
5955MHz_TnomVmin	Pass	1G	26G	1M	19.8625G	-67.92	-67.88	-64.89	0.32437	-46.99	20
5955MHz_TnomVmin	Pass	1G	26G	1M	5.95313G	-75.14	-75.38	-72.25	0.05959	-46.99	20
5955MHz_TnomVmax	Pass	30M	1G	100k	946.89M	-90.70	-88.21	-86.27	0.00236	-53.98	4
5955MHz_TnomVmax	Pass	1G	26G	1M	19.83125G	-68.18	-67.46	-64.79	0.33153	-46.99	20
5955MHz_TnomVmax	Pass	1G	26G	1M	5.95313G	-74.43	-75.18	-71.78	0.0664	-46.99	20
6175MHz_TnomVnom	Pass	30M	1G	100k	768.29M	-89.43	-88.89	-86.14	0.00243	-53.98	4
6175MHz_TnomVnom	Pass	1G	26G	1M	19.84375G	-68.16	-67.71	-64.92	0.32219	-46.99	20
6175MHz_TnomVnom	Pass	1G	26G	1M	6.175G	-74.72	-76.59	-72.54	0.05566	-46.99	20
6175MHz_TnomVmin	Pass	30M	1G	100k	829.89M	-87.99	-90.10	-85.91	0.00257	-53.98	4
6175MHz_TnomVmin	Pass	1G	26G	1M	19.85313G	-67.65	-67.76	-64.69	0.33929	-46.99	20
6175MHz_TnomVmin	Pass	1G	26G	1M	6.175G	-74.74	-77.28	-72.82	0.05228	-46.99	20
6175MHz_TnomVmax	Pass	30M	1G	100k	739.68M	-91.26	-87.91	-86.26	0.00237	-53.98	4
6175MHz_TnomVmax	Pass	1G	26G	1M	19.85313G	-67.92	-67.74	-64.82	0.3297	-46.99	20
6175MHz_TnomVmax	Pass	1G	26G	1M	6.175G	-74.49	-76.23	-72.26	0.05939	-46.99	20
6415MHz_TnomVnom	Pass	30M	1G	100k	914.03M	-91.02	-87.83	-86.13	0.00244	-53.98	4
6415MHz_TnomVnom	Pass	1G	26G	1M	19.84375G	-67.16	-68.33	-64.70	0.3392	-46.99	20
6415MHz_TnomVnom	Pass	1G	26G	1M	6.41563G	-74.71	-76.77	-72.61	0.05484	-46.99	20
6415MHz_TnomVmin	Pass	30M	1G	100k	892.94M	-88.78	-88.40	-85.58	0.00277	-53.98	4
6415MHz_TnomVmin	Pass	1G	26G	1M	19.85G	-67.74	-68.05	-64.88	0.32494	-46.99	20
6415MHz_TnomVmin	Pass	1G	26G	1M	6.41563G	-75.03	-77.10	-72.93	0.0509	-46.99	20
6415MHz_TnomVmax	Pass	30M	1G	100k	736.4M	-89.31	-88.80	-86.04	0.00249	-53.98	4
6415MHz_TnomVmax	Pass	1G	26G	1M	19.83125G	-67.77	-67.55	-64.65	0.3429	-46.99	20
6415MHz_TnomVmax	Pass	1G	26G	1M	6.41563G	-75.57	-75.77	-72.66	0.05422	-46.99	20
ax40_OFDMA_40MHz_Nss1,(MCS0)_2TX	-	-	-	-	-	-	-	-	-	-	-
5965MHz_TnomVnom	Pass	30M	1G	100k	937.44M	-87.72	-88.70	-85.17	0.00304	-53.98	4
5965MHz_TnomVnom	Pass	1G	26G	1M	19.85625G	-67.86	-67.87	-64.85	0.32699	-46.99	20
5965MHz_TnomVnom	Pass	1G	26G	1M	5.96563G	-75.51	-76.42	-72.93	0.05092	-46.99	20
5965MHz_TnomVmin	Pass	30M	1G	100k	886.87M	-88.51	-90.97	-86.56	0.00221	-53.98	4
5965MHz_TnomVmin	Pass	1G	26G	1M	19.8375G	-67.60	-67.69	-64.63	0.344	-46.99	20
5965MHz_TnomVmin	Pass	1G	26G	1M	5.96563G	-75.97	-76.65	-73.29	0.04692	-46.99	20
5965MHz_TnomVmax	Pass	30M	1G	100k	936.1M	-88.73	-90.45	-86.50	0.00224	-53.98	4
5965MHz_TnomVmax	Pass	1G	26G	1M	19.85625G	-67.79	-68.00	-64.88	0.32483	-46.99	20
5965MHz_TnomVmax	Pass	1G	26G	1M	5.96563G	-76.45	-76.87	-73.64	0.04321	-46.99	20
6165MHz_TnomVnom	Pass	30M	1G	100k	904.21M	-90.21	-88.70	-86.38	0.0023	-53.98	4
6165MHz_TnomVnom	Pass	1G	26G	1M	19.83125G	-67.87	-68.12	-64.98	0.31748	-46.99	20
6165MHz_TnomVnom	Pass	1G	26G	1M	6.16563G	-75.69	-76.77	-73.19	0.04802	-46.99	20
6165MHz_TnomVmin	Pass	30M	1G	100k	741.25M	-89.56	-89.22	-86.38	0.0023	-53.98	4
6165MHz_TnomVmin	Pass	1G	26G	1M	19.85938G	-68.04	-67.58	-64.79	0.33162	-46.99	20
6165MHz_TnomVmin	Pass	1G	26G	1M	6.16563G	-75.78	-76.70	-73.21	0.0478	-46.99	20
6165MHz_TnomVmax	Pass	30M	1G	100k	794.36M	-91.54	-87.79	-86.26	0.00236	-53.98	4
6165MHz_TnomVmax	Pass	1G	26G	1M	19.85625G	-67.77	-67.79	-64.77	0.33345	-46.99	20
6165MHz_TnomVmax	Pass	1G	26G	1M	6.16563G	-75.64	-76.43	-73.01	0.05004	-46.99	20

Mode	Result	F-Start (Hz)	F-Stop (Hz)	RBW (Hz)	Freq (Hz)	P1 (dBm)	P2 (dBm)	Psum (dBm)	Psum (nW)	Limit (dBm)	Limit (nW)
6405MHz_TnomVnom	Pass	30M	1G	100k	836.19M	-89.60	-89.14	-86.35	0.00232	-53.98	4
6405MHz_TnomVnom	Pass	1G	26G	1M	19.85938G	-67.52	-67.96	-64.72	0.33697	-46.99	20
6405MHz_TnomVnom	Pass	1G	26G	1M	6.40313G	-73.98	-76.59	-72.08	0.06192	-46.99	20
6405MHz_TnomVmin	Pass	30M	1G	100k	966.41M	-88.61	-90.39	-86.40	0.00229	-53.98	4
6405MHz_TnomVmin	Pass	1G	26G	1M	19.85G	-67.58	-67.80	-64.68	0.34054	-46.99	20
6405MHz_TnomVmin	Pass	1G	26G	1M	6.40313G	-74.77	-76.05	-72.35	0.05817	-46.99	20
6405MHz_TnomVmax	Pass	30M	1G	100k	966.66M	-88.25	-90.61	-86.26	0.00237	-53.98	4
6405MHz_TnomVmax	Pass	1G	26G	1M	19.82188G	-68.03	-67.66	-64.83	0.32879	-46.99	20
6405MHz_TnomVmax	Pass	1G	26G	1M	6.40313G	-74.78	-77.04	-72.75	0.05304	-46.99	20
ax80_OFDMA_80MHz_Nss1,(MCS0)_2TX	-	-	-	-	-	-	-	-	-	-	-
5985MHz_TnomVnom	Pass	30M	1G	100k	768.29M	-89.04	-89.97	-86.47	0.00225	-53.98	4
5985MHz_TnomVnom	Pass	1G	26G	1M	19.85938G	-67.92	-67.91	-64.90	0.32324	-46.99	20
5985MHz_TnomVnom	Pass	1G	26G	1M	5.98438G	-74.72	-76.27	-72.42	0.05733	-46.99	20
5985MHz_TnomVmin	Pass	30M	1G	100k	853.65M	-89.83	-89.39	-86.59	0.00219	-53.98	4
5985MHz_TnomVmin	Pass	1G	26G	1M	19.84063G	-67.83	-66.97	-64.37	0.36573	-46.99	20
5985MHz_TnomVmin	Pass	1G	26G	1M	5.98438G	-75.04	-76.17	-72.56	0.05549	-46.99	20
5985MHz_TnomVmax	Pass	30M	1G	100k	966.54M	-90.03	-89.19	-86.58	0.0022	-53.98	4
5985MHz_TnomVmax	Pass	1G	26G	1M	19.8625G	-67.64	-67.96	-64.79	0.33214	-46.99	20
5985MHz_TnomVmax	Pass	1G	26G	1M	5.98438G	-75.43	-76.18	-72.78	0.05274	-46.99	20
6145MHz_TnomVnom	Pass	30M	1G	100k	776.17M	-88.82	-90.12	-86.41	0.00228	-53.98	4
6145MHz_TnomVnom	Pass	1G	26G	1M	19.87813G	-68.01	-67.76	-64.87	0.32562	-46.99	20
6145MHz_TnomVnom	Pass	1G	26G	1M	6.14375G	-75.24	-76.53	-72.83	0.05216	-46.99	20
6145MHz_TnomVmin	Pass	30M	1G	100k	933.56M	-88.47	-90.18	-86.23	0.00238	-53.98	4
6145MHz_TnomVmin	Pass	1G	26G	1M	19.85313G	-67.82	-67.83	-64.81	0.33001	-46.99	20
6145MHz_TnomVmin	Pass	1G	26G	1M	6.14375G	-75.28	-76.28	-72.74	0.0532	-46.99	20
6145MHz_TnomVmax	Pass	30M	1G	100k	837.04M	-89.73	-89.00	-86.34	0.00232	-53.98	4
6145MHz_TnomVmax	Pass	1G	26G	1M	19.85625G	-67.65	-67.36	-64.49	0.35544	-46.99	20
6145MHz_TnomVmax	Pass	1G	26G	1M	6.14375G	-75.25	-77.44	-73.20	0.04788	-46.99	20
6385MHz_TnomVnom	Pass	30M	1G	100k	949.8M	-89.33	-89.09	-86.20	0.0024	-53.98	4
6385MHz_TnomVnom	Pass	1G	26G	1M	19.84375G	-67.29	-68.00	-64.62	0.34513	-46.99	20
6385MHz_TnomVnom	Pass	1G	26G	1M	6.38438G	-74.29	-76.56	-72.27	0.05932	-46.99	20
6385MHz_TnomVmin	Pass	30M	1G	100k	976.24M	-92.09	-87.48	-86.19	0.0024	-53.98	4
6385MHz_TnomVmin	Pass	1G	26G	1M	19.85G	-68.18	-67.22	-64.66	0.34173	-46.99	20
6385MHz_TnomVmin	Pass	1G	26G	1M	6.38438G	-74.59	-76.24	-72.33	0.05852	-46.99	20
6385MHz_TnomVmax	Pass	30M	1G	100k	871.72M	-90.32	-88.29	-86.18	0.00241	-53.98	4
6385MHz_TnomVmax	Pass	1G	26G	1M	19.81563G	-67.70	-68.34	-65.00	0.31638	-46.99	20
6385MHz_TnomVmax	Pass	1G	26G	1M	6.38438G	-74.24	-76.79	-72.32	0.05861	-46.99	20

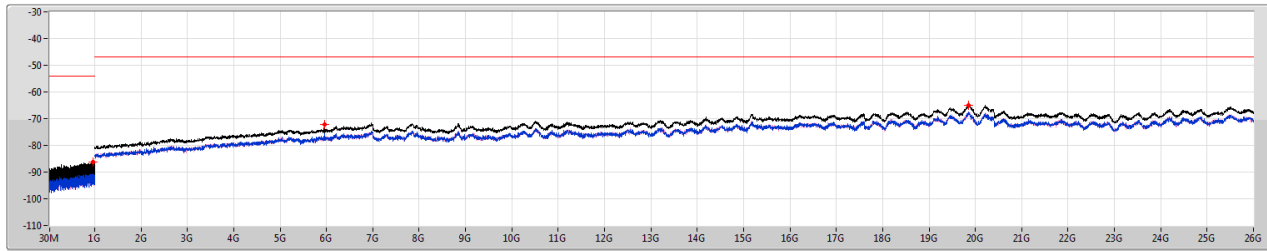


5.925-6.425GHz_802.11a_Nss1,(MCS0)_2TX

CSE-RX

5955MHz_TnomVnom

09/08/2023



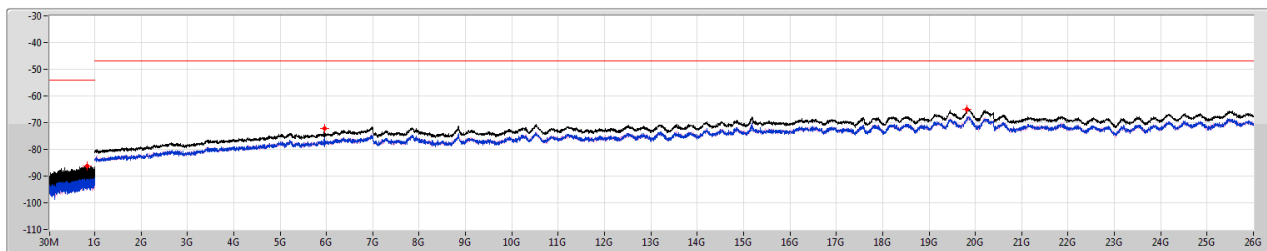
F-Start(Hz)	F-Stop(Hz)	Freq(Hz)	Psum(dBm)	Limit(dBm)	Margin(dB)	P1(dBm)	P2(dBm)
30M	1G	960.72M	-86.19	-53.98	-32.21	-89.31	-89.10
1G	26G	19.85G	-65.00	-46.99	-18.01	-67.60	-68.46
1G	26G	5.95313G	-72.19	-46.99	-25.20	-74.84	-75.59

5.925-6.425GHz_802.11a_Nss1,(MCS0)_2TX

CSE-RX

5955MHz_TnomVmin

09/08/2023



F-Start(Hz)	F-Stop(Hz)	Freq(Hz)	Psum(dBm)	Limit(dBm)	Margin(dB)	P1(dBm)	P2(dBm)
30M	1G	832.43M	-86.22	-53.98	-32.24	-89.10	-89.37
1G	26G	19.825G	-64.86	-46.99	-17.87	-67.95	-67.80
1G	26G	5.95313G	-72.22	-46.99	-25.23	-74.82	-75.69

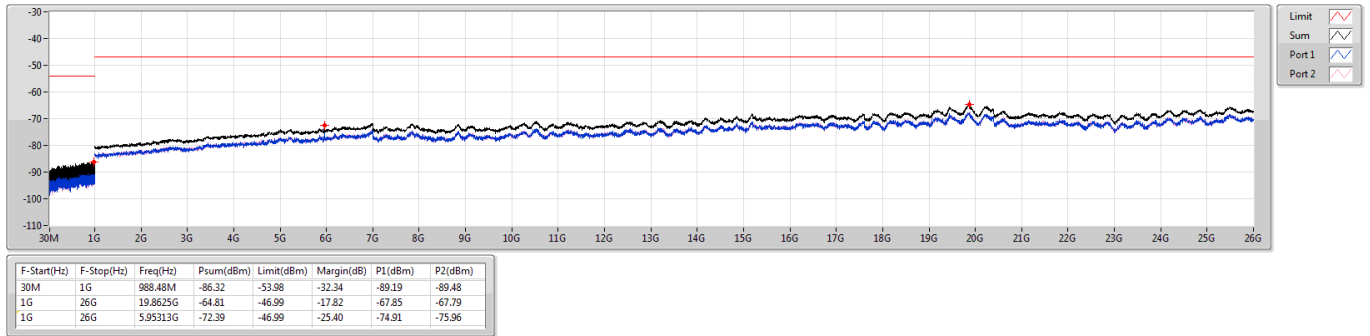


5.925-6.425GHz_802.11a_Nss1,(MCS0)_2TX

CSE-RX

5955MHz_TnomVmax

09/08/2023

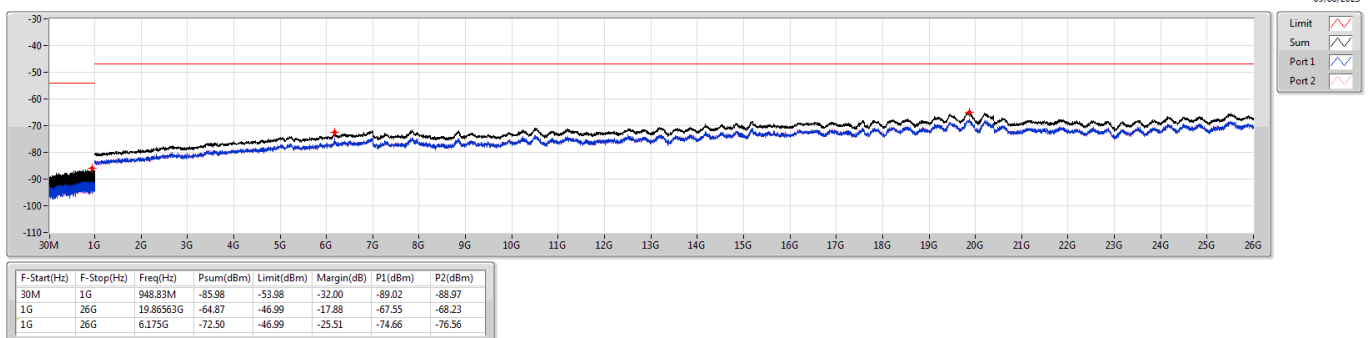


5.925-6.425GHz_802.11a_Nss1,(MCS0)_2TX

CSE-RX

6175MHz_TnomVnom

09/08/2023



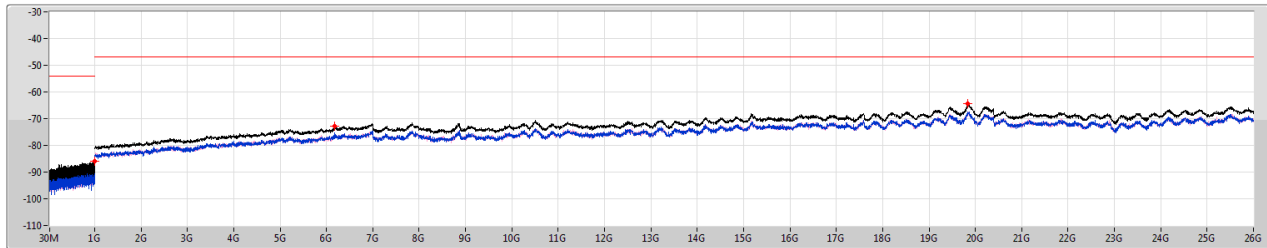


5.925-6.425GHz_802.11a_Nss1,(MCS0)_2TX

CSE-RX

6175MHz_TnomVmin

09/08/2023



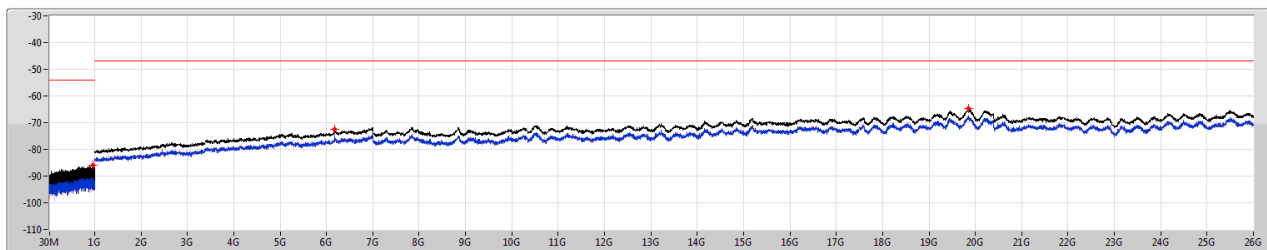
F-Start(Hz)	F-Stop(Hz)	Freq(Hz)	Psum(dBm)	Limit(dBm)	Margin(dB)	P1(dBm)	P2(dBm)
30M	1G	995.64M	-85.90	-53.98	-31.92	-88.16	-89.82
1G	26G	19.84375G	-64.45	-46.99	-17.46	-67.56	-67.37
1G	26G	6.175G	-72.71	-46.99	-25.72	-75.19	-76.32

5.925-6.425GHz_802.11a_Nss1,(MCS0)_2TX

CSE-RX

6175MHz_TnomVmax

09/08/2023



F-Start(Hz)	F-Stop(Hz)	Freq(Hz)	Psum(dBm)	Limit(dBm)	Margin(dB)	P1(dBm)	P2(dBm)
30M	1G	972.23M	-86.08	-53.98	-32.10	-89.14	-89.05
1G	26G	19.84688G	-64.56	-46.99	-17.57	-68.18	-67.04
1G	26G	6.175G	-72.35	-46.99	-25.36	-74.73	-76.10

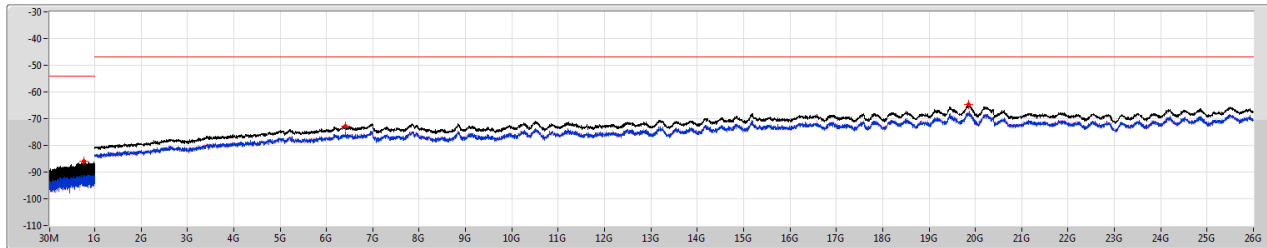


5.925-6.425GHz_802.11a_Nss1,(MCS0)_2TX

CSE-RX

6415MHz_TnomVnom

09/08/2023



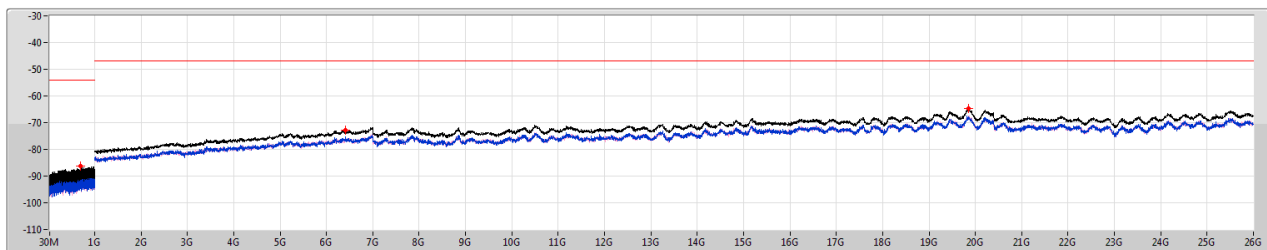
F-Start(Hz)	F-Stop(Hz)	Freq(Hz)	Psum(dBm)	Limit(dBm)	Margin(dB)	P1(dBm)	P2(dBm)
30M	1G	759.56M	-85.92	-53.98	-31.94	-88.24	-89.74
1G	26G	19.85G	-64.81	-46.99	-17.82	-68.05	-67.61
1G	26G	6.41563G	-72.73	-46.99	-25.74	-74.95	-76.71

5.925-6.425GHz_802.11a_Nss1,(MCS0)_2TX

CSE-RX

6415MHz_TnomVmin

09/08/2023



F-Start(Hz)	F-Stop(Hz)	Freq(Hz)	Psum(dBm)	Limit(dBm)	Margin(dB)	P1(dBm)	P2(dBm)
30M	1G	699.54M	-86.23	-53.98	-32.25	-90.13	-88.51
1G	26G	19.85G	-64.83	-46.99	-17.84	-67.85	-67.84
1G	26G	6.41563G	-72.95	-46.99	-25.96	-75.45	-76.55

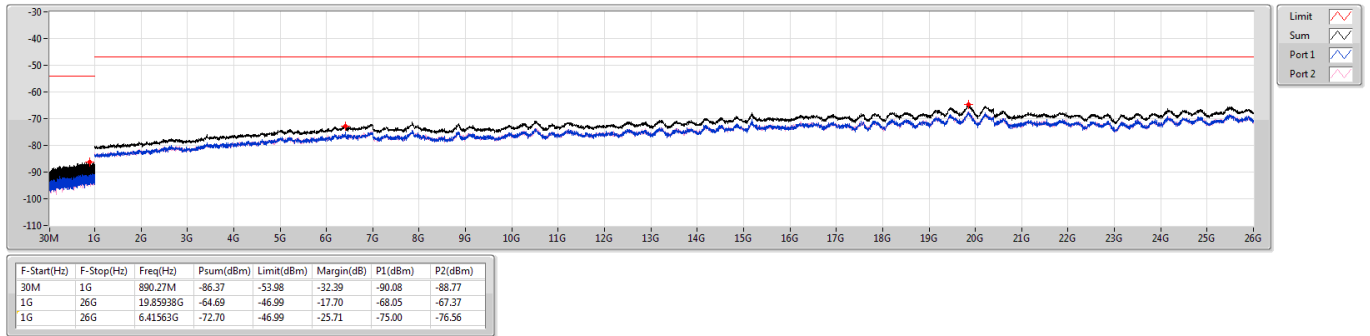


5.925-6.425GHz_802.11a_Nss1,(MCS0)_2TX

CSE-RX

6415MHz_TnomVmax

09/08/2023

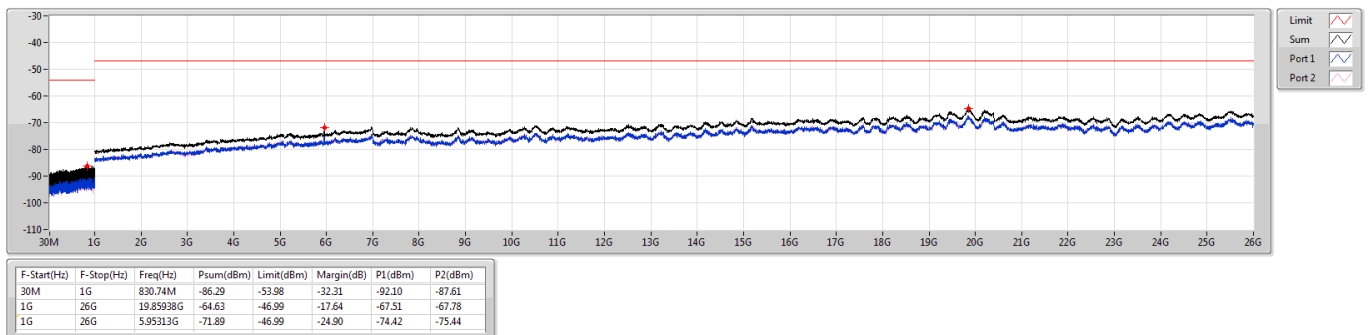


5.925-6.425GHz_ax20_OFDMA_20MHz_Nss1,(MCS0)_2TX

CSE-RX

5955MHz_TnomVnom

09/08/2023



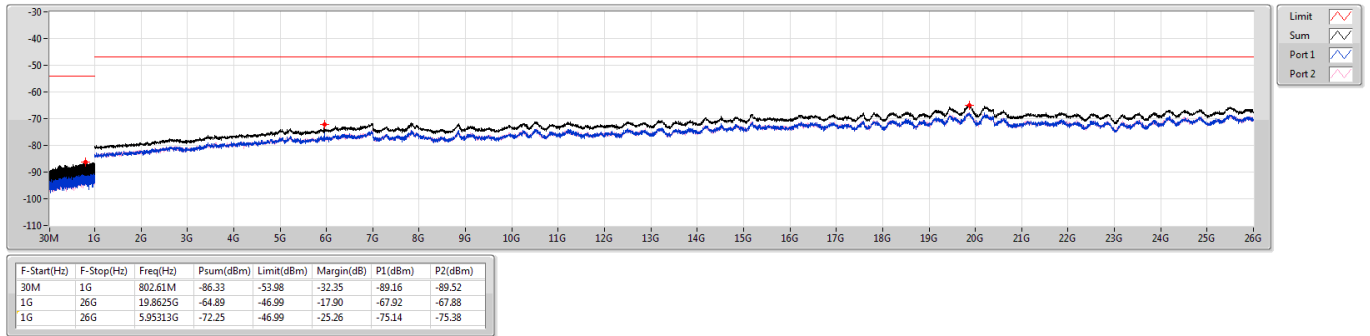


5.925-6.425GHz_ax20_OFDMA_20MHz_Nss1,(MCS0)_2TX

CSE-RX

5955MHz_TnomVmin

09/08/2023

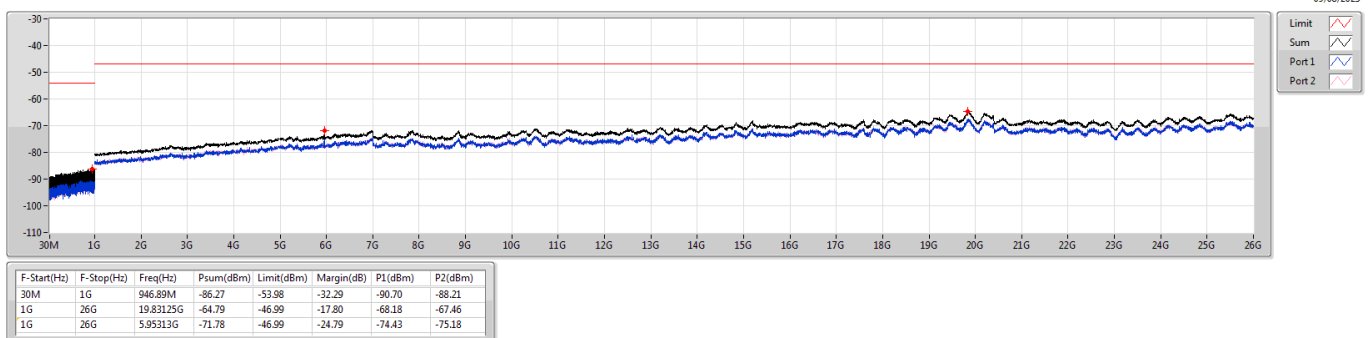


5.925-6.425GHz_ax20_OFDMA_20MHz_Nss1,(MCS0)_2TX

CSE-RX

5955MHz_TnomVmax

09/08/2023



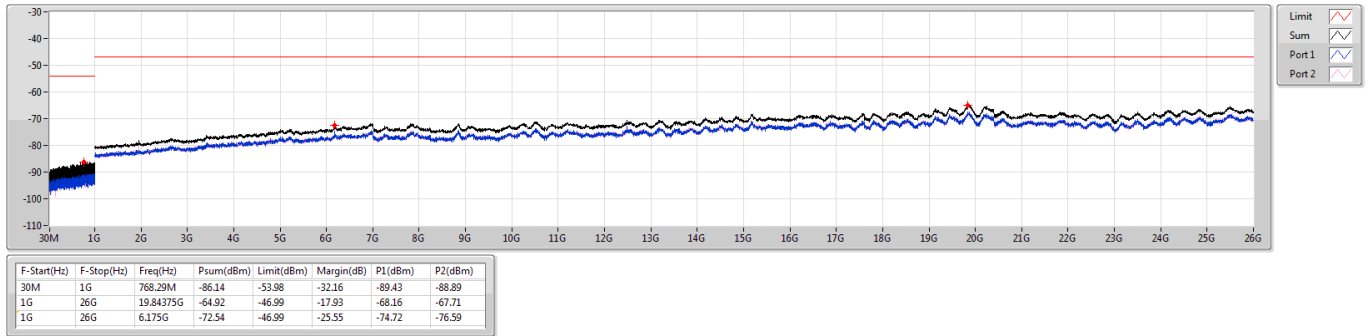


5.925-6.425GHz_ax20_OFDMA_20MHz_Nss1,(MCS0)_2TX

CSE-RX

6175MHz_TnomVnom

09/08/2023

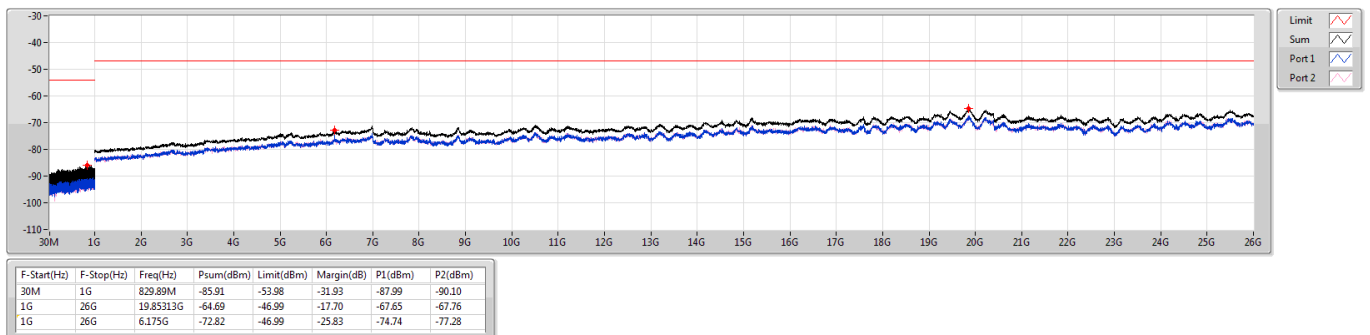


5.925-6.425GHz_ax20_OFDMA_20MHz_Nss1,(MCS0)_2TX

CSE-RX

6175MHz_TnomVmin

09/08/2023



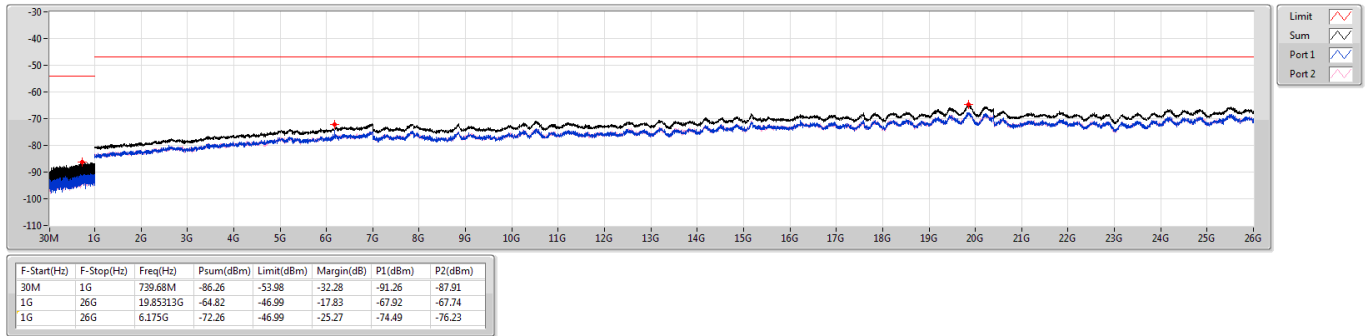


5.925-6.425GHz_ax20_OFDMA_20MHz_Nss1,(MCS0)_2TX

CSE-RX

6175MHz_TnomVmax

09/08/2023

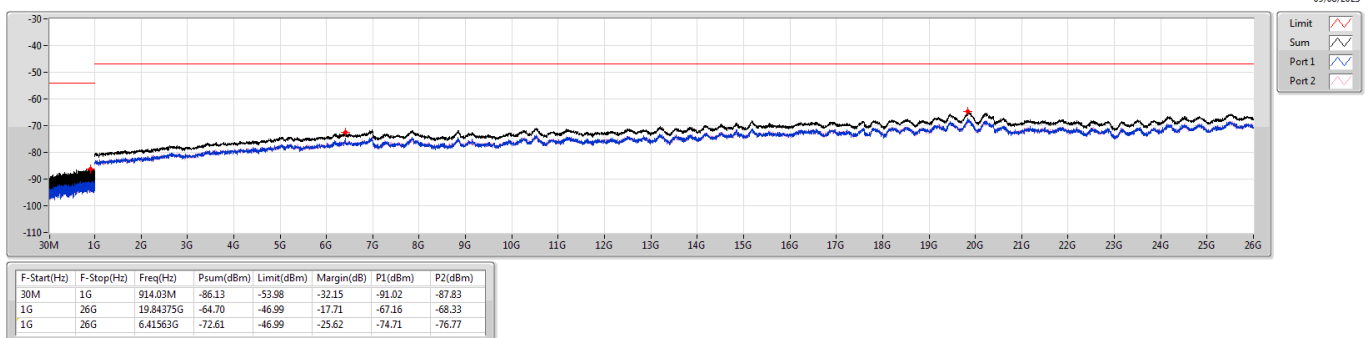


5.925-6.425GHz_ax20_OFDMA_20MHz_Nss1,(MCS0)_2TX

CSE-RX

6415MHz_TnomVnom

09/08/2023



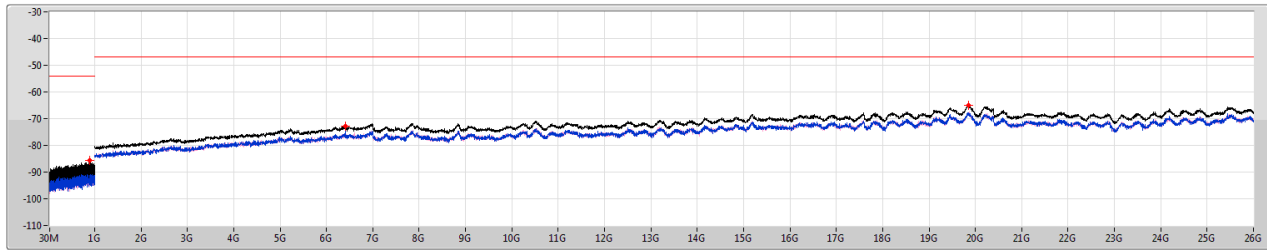


5.925-6.425GHz_ax20_OFDMA_20MHz_Nss1,(MCS0)_2TX

CSE-RX

6415MHz_TnomVmin

09/08/2023



Limit	
Sum	
Port 1	
Port 2	

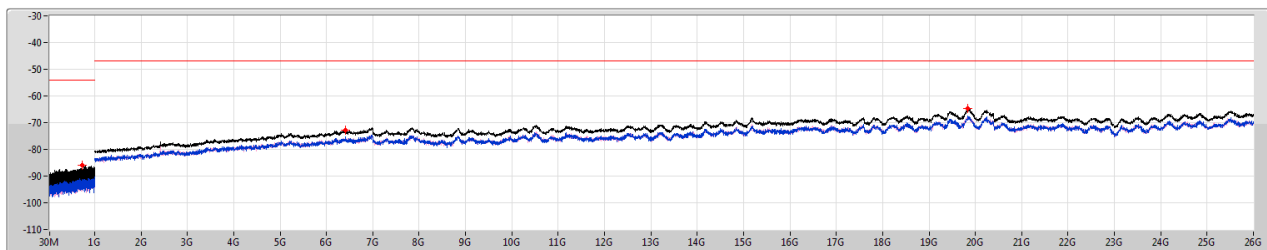
F-Start(Hz)	F-Stop(Hz)	Freq(Hz)	Psum(dBm)	Limit(dBm)	Margin(dB)	P1(dBm)	P2(dBm)
30M	1G	892.94M	-85.58	-53.98	-31.60	-88.78	-88.40
1G	26G	19.85G	-64.88	-46.99	-17.89	-67.74	-68.05
1G	26G	6.41563G	-72.93	-46.99	-25.94	-75.03	-77.10

5.925-6.425GHz_ax20_OFDMA_20MHz_Nss1,(MCS0)_2TX

CSE-RX

6415MHz_TnomVmax

09/08/2023



Limit	
Sum	
Port 1	
Port 2	

F-Start(Hz)	F-Stop(Hz)	Freq(Hz)	Psum(dBm)	Limit(dBm)	Margin(dB)	P1(dBm)	P2(dBm)
30M	1G	736.4M	-86.04	-53.98	-32.06	-89.31	-88.80
1G	26G	19.83125G	-64.65	-46.99	-17.66	-67.77	-67.55
1G	26G	6.41563G	-72.66	-46.99	-25.67	-75.57	-75.77

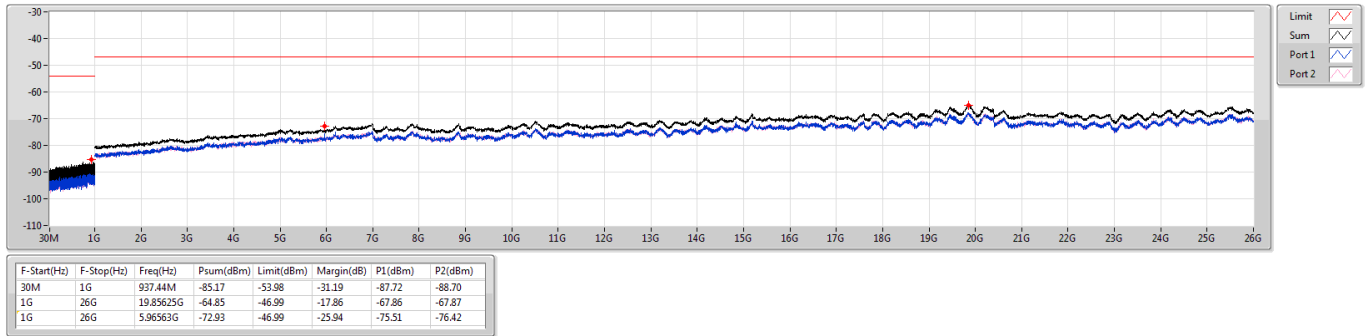


5.925-6.425GHz_ax40_OFDMA_40MHz_Nss1,(MCS0)_2TX

CSE-RX

5965MHz_TnomVnom

09/08/2023

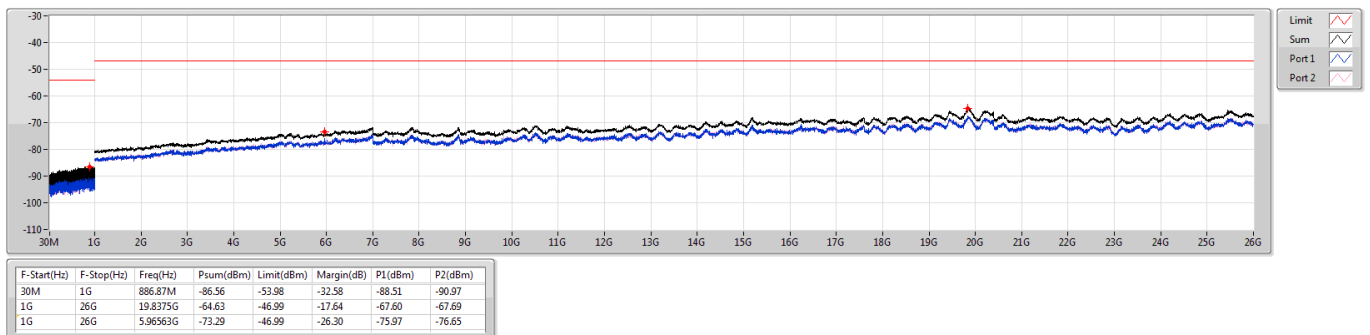


5.925-6.425GHz_ax40_OFDMA_40MHz_Nss1,(MCS0)_2TX

CSE-RX

5965MHz_TnomVmin

09/08/2023



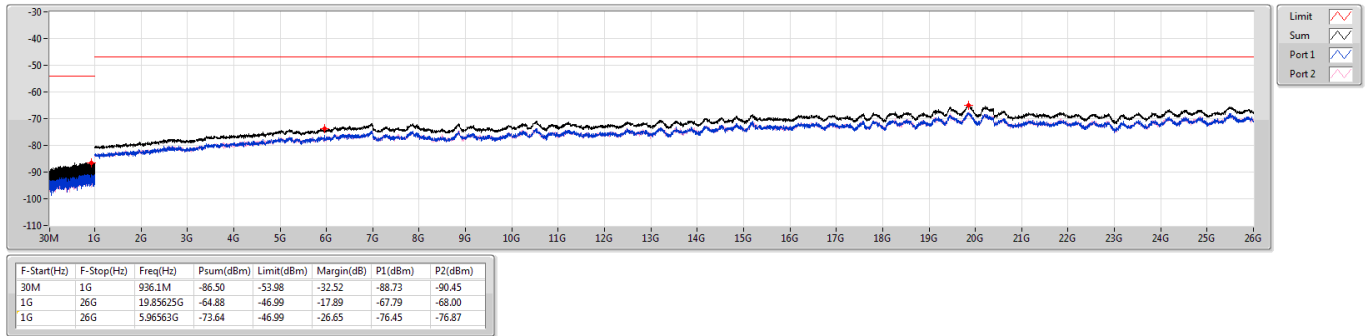


5.925-6.425GHz_ax40_OFDMA_40MHz_Nss1,(MCS0)_2TX

CSE-RX

5965MHz_TnomVmax

09/08/2023

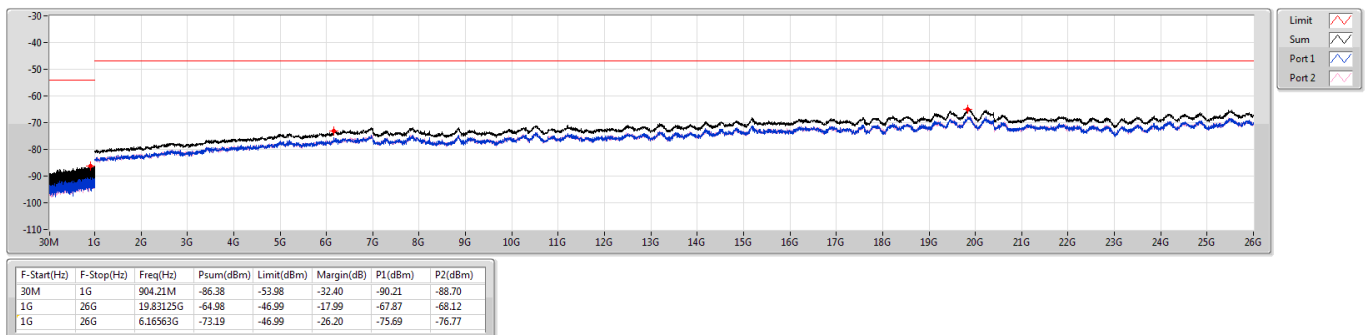


5.925-6.425GHz_ax40_OFDMA_40MHz_Nss1,(MCS0)_2TX

CSE-RX

6165MHz_TnomVnom

09/08/2023



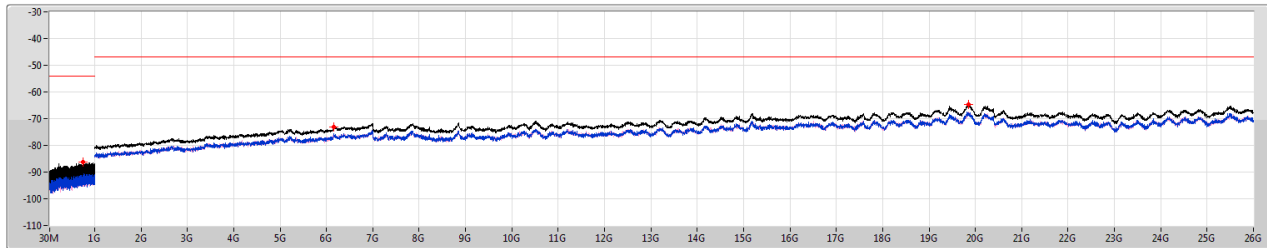


5.925-6.425GHz_ax40_OFDMA_40MHz_Nss1,(MCS0)_2TX

CSE-RX

6165MHz_TnomVmin

09/08/2023



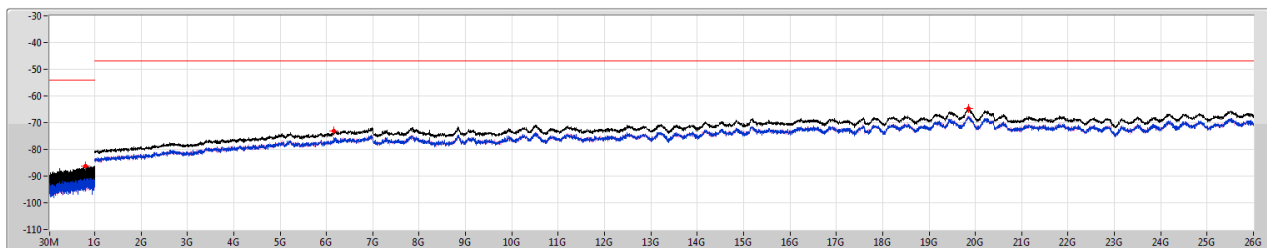
F-Start(Hz)	F-Stop(Hz)	Freq(Hz)	Psum(dBm)	Limit(dBm)	Margin(dB)	P1(dBm)	P2(dBm)
30M	1G	741.25M	-86.38	-53.98	-32.40	-89.56	-89.22
1G	26G	19.85938G	-64.79	-46.99	-17.80	-68.04	-67.58
1G	26G	6.16563G	-73.21	-46.99	-26.22	-75.78	-76.70

5.925-6.425GHz_ax40_OFDMA_40MHz_Nss1,(MCS0)_2TX

CSE-RX

6165MHz_TnomVmax

09/08/2023



F-Start(Hz)	F-Stop(Hz)	Freq(Hz)	Psum(dBm)	Limit(dBm)	Margin(dB)	P1(dBm)	P2(dBm)
30M	1G	794.36M	-86.26	-53.98	-32.28	-91.54	-87.79
1G	26G	19.85625G	-64.77	-46.99	-17.78	-67.77	-67.79
1G	26G	6.16563G	-73.01	-46.99	-26.02	-75.64	-76.43

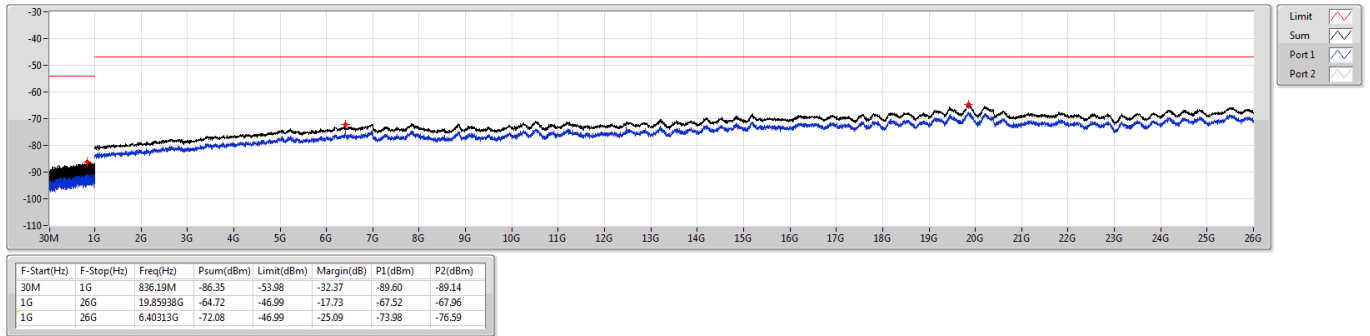


5.925-6.425GHz_ax40_OFDMA_40MHz_Nss1,(MCS0)_2TX

CSE-RX

6405MHz_TnomVnom

09/08/2023

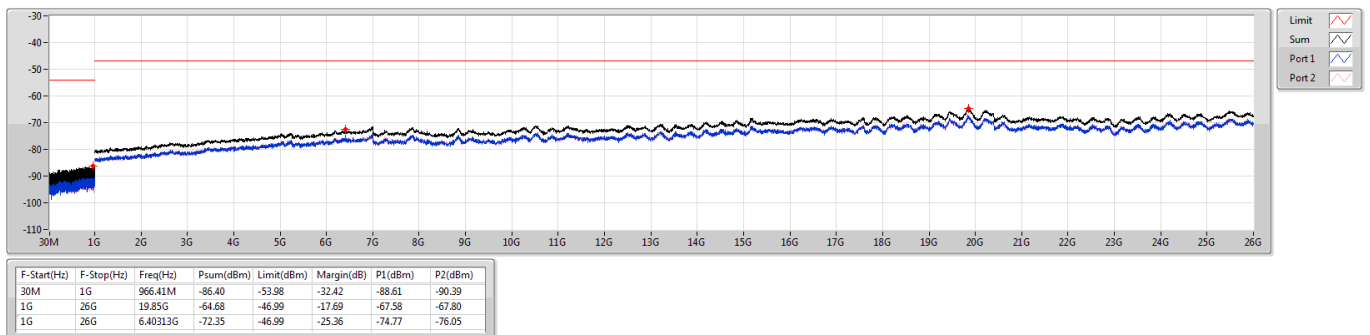


5.925-6.425GHz_ax40_OFDMA_40MHz_Nss1,(MCS0)_2TX

CSE-RX

6405MHz_TnomVmin

09/08/2023



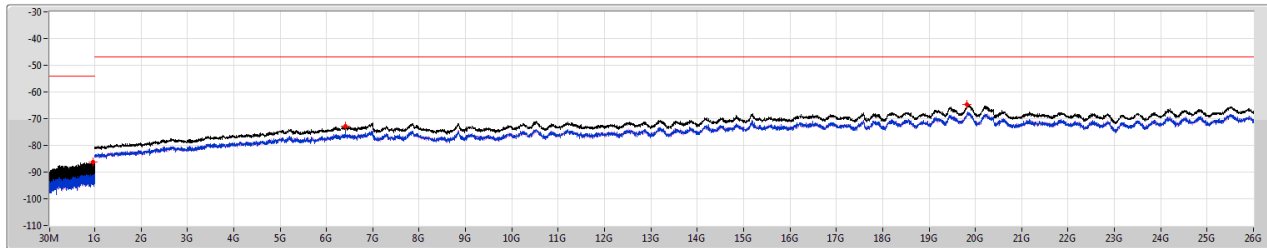


5.925-6.425GHz_ax40_OFDMA_40MHz_Nss1,(MCS0)_2TX

CSE-RX

6405MHz_TnomVmax

09/08/2023



Limit	
Sum	
Port 1	
Port 2	

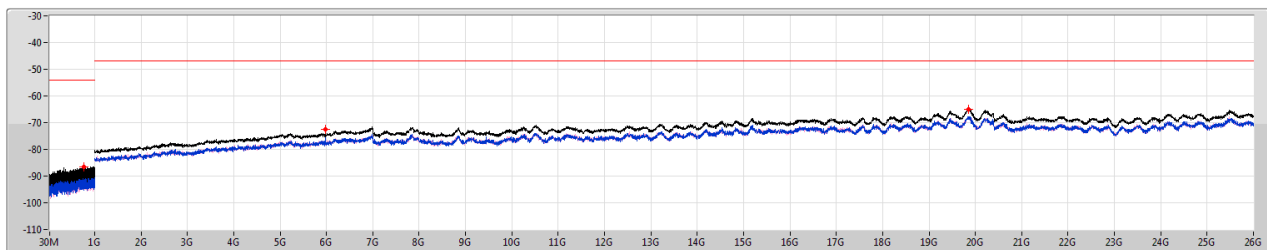
F-Start(Hz)	F-Stop(Hz)	Freq(Hz)	Psum(dBm)	Limit(dBm)	Margin(dB)	P1(dBm)	P2(dBm)
30M	1G	966.66M	-86.26	-53.98	-32.28	-88.25	-90.61
1G	26G	19.82188G	-64.83	-46.99	-17.84	-68.03	-67.66
1G	26G	6.40313G	-72.75	-46.99	-25.76	-74.78	-77.04

5.925-6.425GHz_ax80_OFDMA_80MHz_Nss1,(MCS0)_2TX

CSE-RX

5985MHz_TnomVnom

09/08/2023



Limit	
Sum	
Port 1	
Port 2	

F-Start(Hz)	F-Stop(Hz)	Freq(Hz)	Psum(dBm)	Limit(dBm)	Margin(dB)	P1(dBm)	P2(dBm)
30M	1G	768.29M	-86.47	-53.98	-32.49	-89.04	-89.97
1G	26G	19.85938G	-64.90	-46.99	-17.91	-67.92	-67.91
1G	26G	5.98438G	-72.42	-46.99	-25.43	-74.72	-76.27

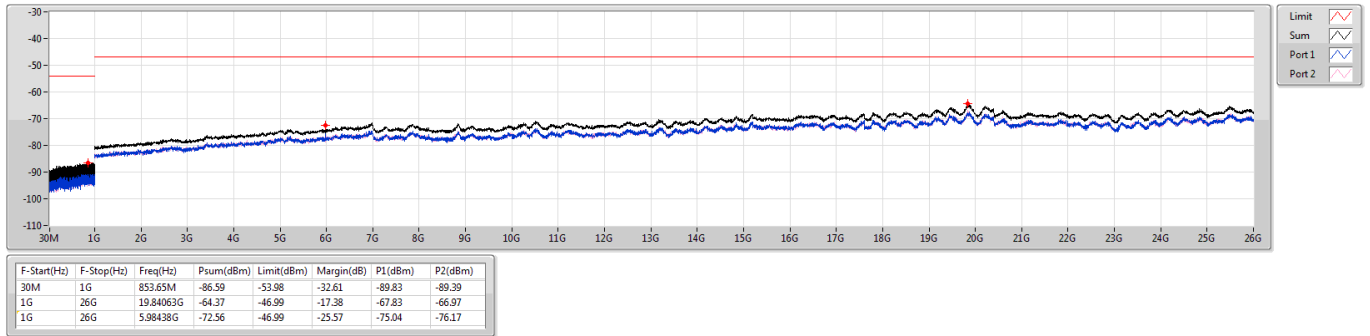


5.925-6.425GHz_ax80_OFDMA_80MHz_Nss1,(MCS0)_2TX

CSE-RX

5985MHz_TnomVmin

09/08/2023

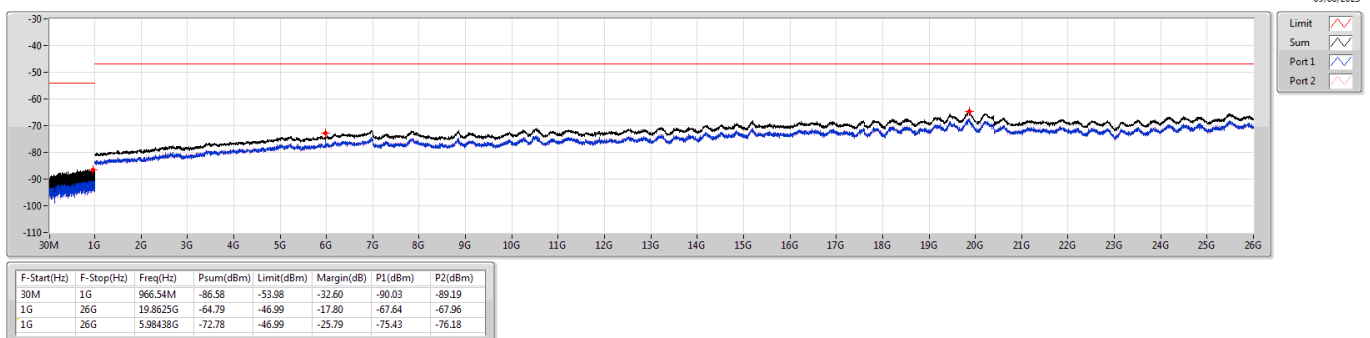


5.925-6.425GHz_ax80_OFDMA_80MHz_Nss1,(MCS0)_2TX

CSE-RX

5985MHz_TnomVmax

09/08/2023



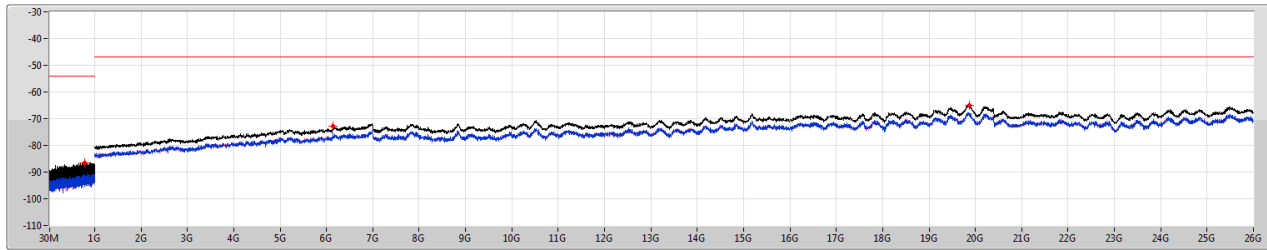


5.925-6.425GHz_ax80_OFDMA_80MHz_Nss1,(MCS0)_2TX

CSE-RX

6145MHz_TnomVnom

09/08/2023



Limit	<input checked="" type="checkbox"/>
Sum	<input checked="" type="checkbox"/>
Port 1	<input checked="" type="checkbox"/>
Port 2	<input checked="" type="checkbox"/>

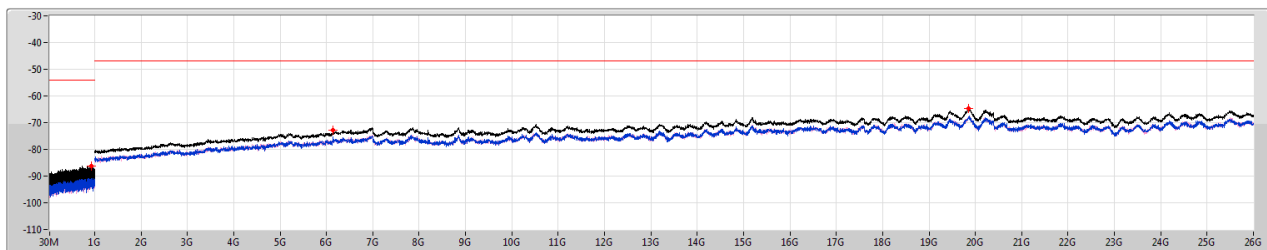
F-Start(Hz)	F-Stop(Hz)	Freq(Hz)	Psum(dBm)	Limit(dBm)	Margin(dB)	P1(dBm)	P2(dBm)
30M	1G	776.17M	-86.41	-53.98	-32.43	-88.82	-90.12
1G	26G	19.87813G	-64.87	-46.99	-17.88	-68.01	-67.76
1G	26G	6.14375G	-72.83	-46.99	-25.84	-75.24	-76.53

5.925-6.425GHz_ax80_OFDMA_80MHz_Nss1,(MCS0)_2TX

CSE-RX

6145MHz_TnomVmin

09/08/2023



Limit	<input checked="" type="checkbox"/>
Sum	<input checked="" type="checkbox"/>
Port 1	<input checked="" type="checkbox"/>
Port 2	<input checked="" type="checkbox"/>

F-Start(Hz)	F-Stop(Hz)	Freq(Hz)	Psum(dBm)	Limit(dBm)	Margin(dB)	P1(dBm)	P2(dBm)
30M	1G	933.56M	-86.23	-53.98	-32.25	-88.47	-90.18
1G	26G	19.85313G	-64.81	-46.99	-17.82	-67.82	-67.83
1G	26G	6.14375G	-72.74	-46.99	-25.75	-75.28	-76.28

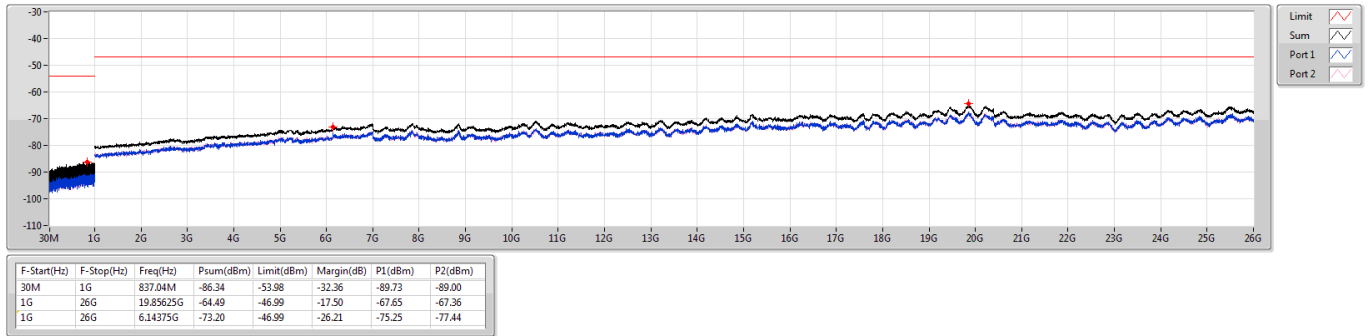


5.925-6.425GHz_ax80_OFDMA_80MHz_Nss1,(MCS0)_2TX

CSE-RX

6145MHz_TnomVmax

09/08/2023

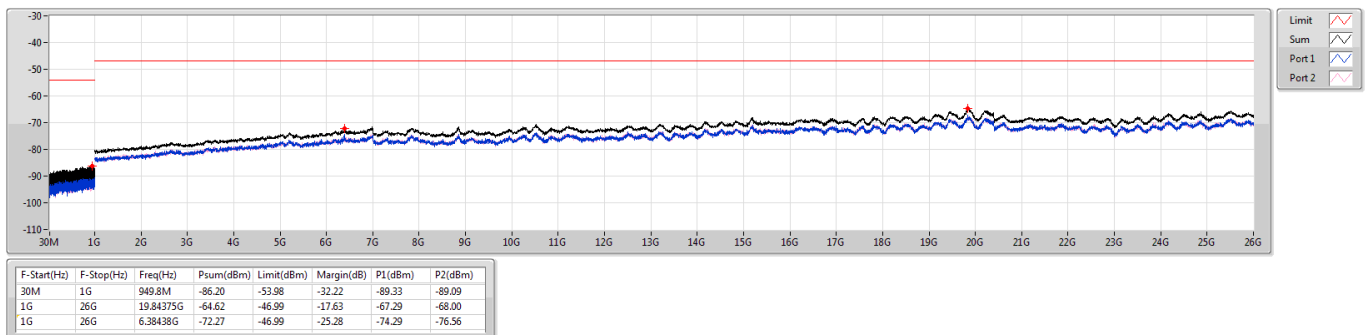


5.925-6.425GHz_ax80_OFDMA_80MHz_Nss1,(MCS0)_2TX

CSE-RX

6385MHz_TnomVnom

09/08/2023



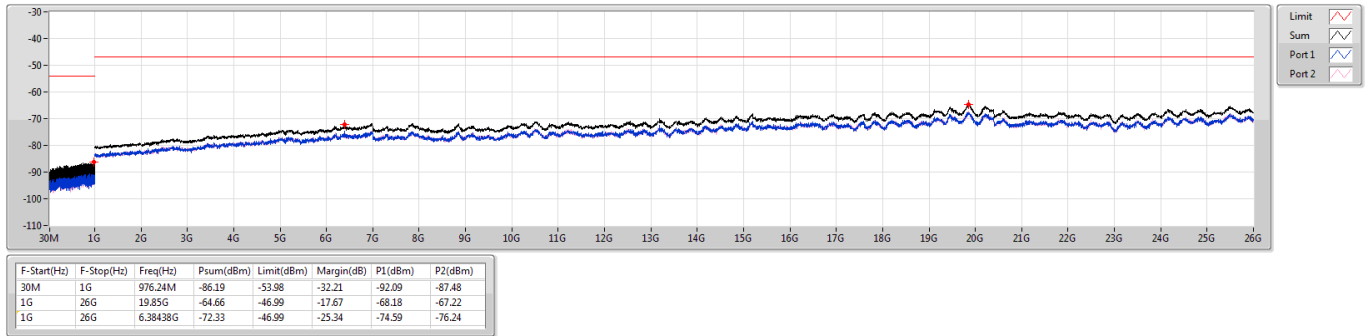


5.925-6.425GHz_ax80_OFDMA_80MHz_Nss1,(MCS0)_2TX

CSE-RX

6385MHz_TnomVmin

09/08/2023

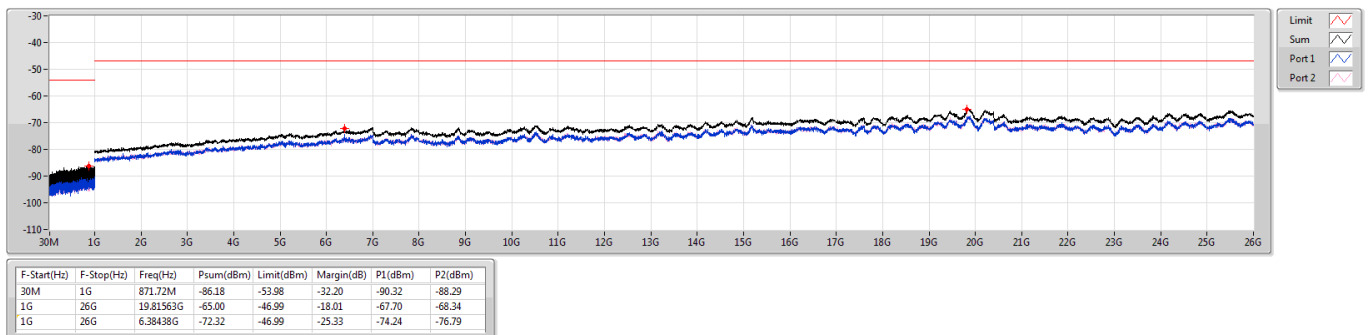


5.925-6.425GHz_ax80_OFDMA_80MHz_Nss1,(MCS0)_2TX

CSE-RX

6385MHz_TnomVmax

09/08/2023



Summary

Mode	Result	Function
5.925-6.425GHz	-	-
802.11a_Nss1,(MCS0)_2TX	Pass	Good
ax20_OFDMA_20MHz_Nss1,(MCS0)_2TX	Pass	Good
ax40_OFDMA_40MHz_Nss1,(MCS0)_2TX	Pass	Good
ax80_OFDMA_80MHz_Nss1,(MCS0)_2TX	Pass	Good

Result

Mode	Result	Function
802.11a_Nss1,(MCS0)_2TX	-	-
5955MHz_TnomVnom	Pass	Good
5955MHz_TnomVmin	Pass	Good
5955MHz_TnomVmax	Pass	Good
6175MHz_TnomVnom	Pass	Good
6175MHz_TnomVmin	Pass	Good
6175MHz_TnomVmax	Pass	Good
6415MHz_TnomVnom	Pass	Good
6415MHz_TnomVmin	Pass	Good
6415MHz_TnomVmax	Pass	Good
ax20_OFDMA_20MHz_Nss1,(MCS0)_2TX	-	-
5955MHz_TnomVnom	Pass	Good
5955MHz_TnomVmin	Pass	Good
5955MHz_TnomVmax	Pass	Good
6175MHz_TnomVnom	Pass	Good
6175MHz_TnomVmin	Pass	Good
6175MHz_TnomVmax	Pass	Good
6415MHz_TnomVnom	Pass	Good
6415MHz_TnomVmin	Pass	Good
6415MHz_TnomVmax	Pass	Good
ax40_OFDMA_40MHz_Nss1,(MCS0)_2TX	-	-
5965MHz_TnomVnom	Pass	Good
5965MHz_TnomVmin	Pass	Good
5965MHz_TnomVmax	Pass	Good
6165MHz_TnomVnom	Pass	Good
6165MHz_TnomVmin	Pass	Good
6165MHz_TnomVmax	Pass	Good
6405MHz_TnomVnom	Pass	Good
6405MHz_TnomVmin	Pass	Good
6405MHz_TnomVmax	Pass	Good
ax80_OFDMA_80MHz_Nss1,(MCS0)_2TX	-	-
5985MHz_TnomVnom	Pass	Good
5985MHz_TnomVmin	Pass	Good



Mode	Result	Function
5985MHz_TnomVmax	Pass	Good
6145MHz_TnomVnom	Pass	Good
6145MHz_TnomVmin	Pass	Good
6145MHz_TnomVmax	Pass	Good
6385MHz_TnomVnom	Pass	Good
6385MHz_TnomVmin	Pass	Good
6385MHz_TnomVmax	Pass	Good